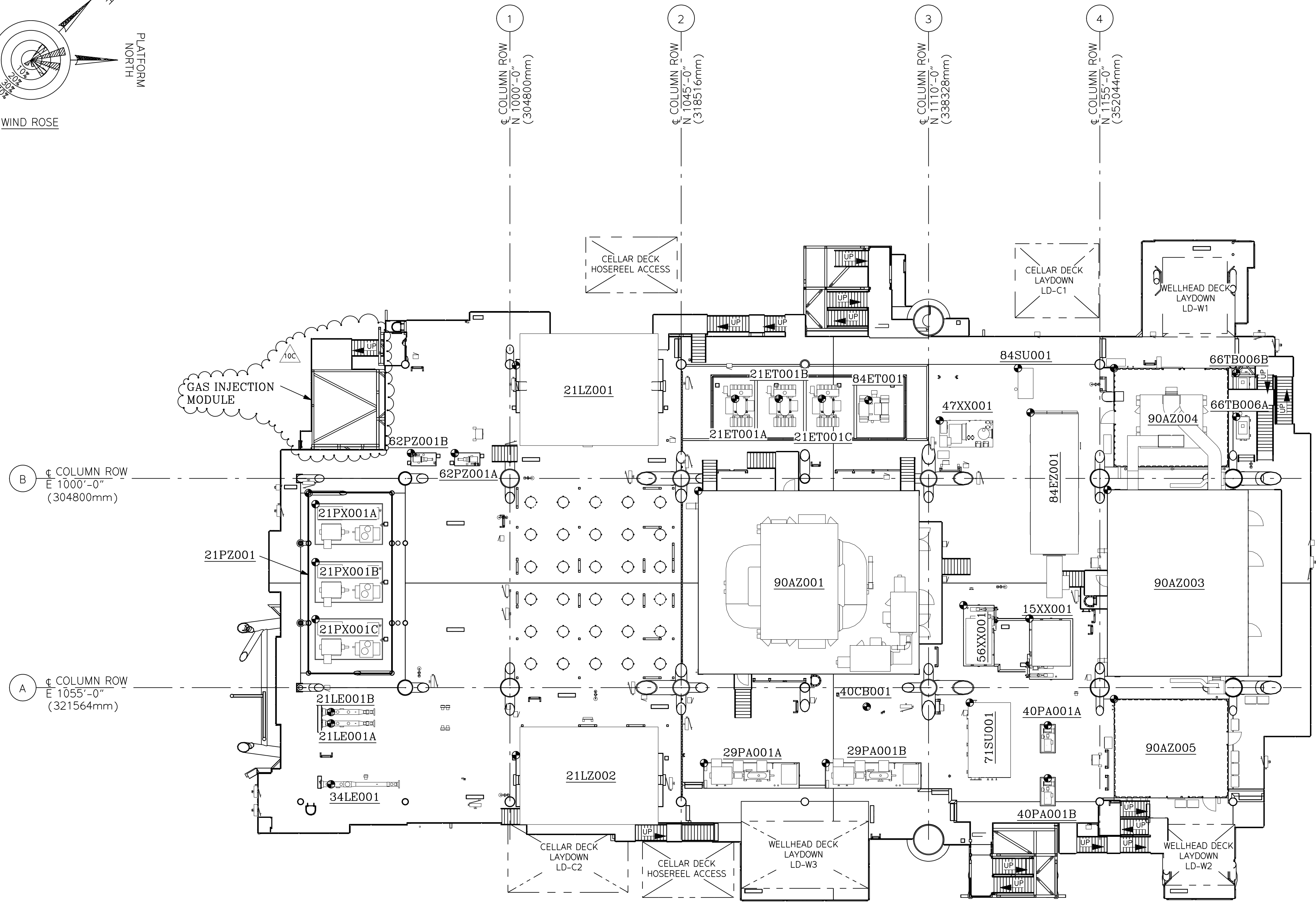
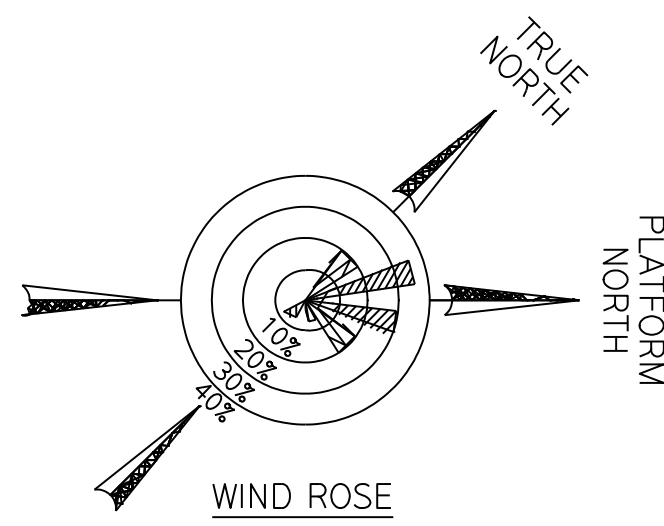
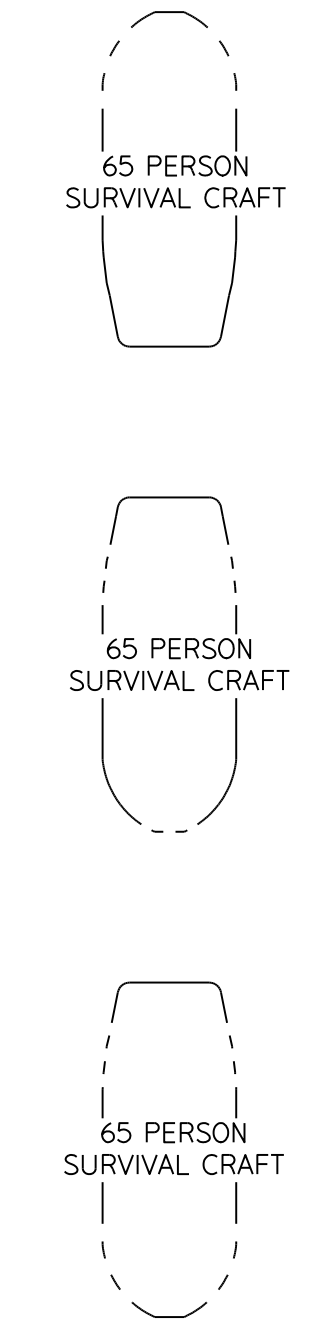


This document is issued upon the user's agreement not to (i) reproduce the material described therein; (ii) use the document for any purpose other than as specifically permitted in writing by Wood Group USA; or (iii) disclose or otherwise disseminate or allow any such disclosure or dissemination of this document or its contents to others except as specifically permitted in writing by Wood Group USA. "Wood Group USA" as used herein refers to Wood Group USA, Inc. and its affiliates.



EQUIPMENT LOCATIONS			
TAG	DESCRIPTION	COORDINATE & ELEVATION	
15XX001	DRILLING OPEN DRAINS OILY WATER SEP SKID	N 1136'-4"	E 1036'-10" U 99'-0"
21ET001A	PRODUCTION BOOSTER PUMP A TRANSFORMER	N 1059'-2 3/16"	E 979'-0 1/2" U 90'-10"
21ET001B	PRODUCTION BOOSTER PUMP B TRANSFORMER	N 1070'-7 11/16"	E 979'-0 1/2" U 90'-10"
21ET001C	PRODUCTION BOOSTER PUMP C TRANSFORMER	N 1081'-11 11/16"	E 979'-0 1/2" U 90'-10"
21LE001A	PRODUCTION FLOWLINE PIG LAUNCHER A	N 953'-0"	E 1064'-5" U 90'-10"
21LE001B	PRODUCTION FLOWLINE PIG LAUNCHER B	N 953'-0"	E 1061'-5" U 90'-10"
21LZ001	WEST PRODUCTION MANIFOLD SKID	N 1001'-7"	E 970'-3" U 90'-0"
21LZ002	EAST PRODUCTION MANIFOLD SKID	N 1001'-7"	E 1072'-9" U 90'-0"
21PX001A	PRODUCTION BOOSTER PUMP A	N 948'-11"	E 1006'-9" U 90'-0"
21PX001B	PRODUCTION BOOSTER PUMP B	N 948'-11"	E 1022'-0" U 90'-0"
21PX001C	PRODUCTION BOOSTER PUMP C	N 948'-11"	E 1037'-0" U 90'-0"
21PZ001	PRODUCTION BOOSTER PUMP MODULE	N 947'-1"	E 1003'-10" U 90'-0"
29PA001A	WATER INJECTION PUMP A	N 1051'-0"	E 1074'-10" U 90'-0"
29PA001B	WATER INJECTION PUMP B	N 1083'-0"	E 1074'-10" U 90'-0"
34LE001	PRODUCED WATER PIG RECEIVER	N 953'-0"	E 1080'-5" U 90'-10"
40CB001	COOLING MEDIUM FILTER	N 1093'-9"	E 1060'-0" U 90'-0"
40PA001A	COOLING MEDIUM CIRCULATION PUMP A	N 1141'-4"	E 1064'-11" U 90'-6"
40PA001B	COOLING MEDIUM CIRCULATION PUMP B	N 1141'-4"	E 1078'-10" U 90'-6"
47XX001	HYPOCHLORITE GENERATOR SKID	N 1112'-11"	E 984'-9" U 90'-0"
56XX001	OPEN DRAINS OILY WATER SEP SKID	N 1118'-2"	E 1033'-2" U 90'-0"
62PZ001A	LIQUID FUEL BOOST SKID A	N 985'-6"	E 993'-4" U 90'-6 5/8"
62PZ001B	LIQUID FUEL BOOST SKID B	N 924'-0"	E 993'-4" U 90'-6 5/8"
66TB006A	GREASE TRAP	N 1190'-10"	E 983'-9" U 90'-0"
66TB006B	GREASE TRAP	N 1190'-10"	E 972'-3" U 90'-0"
71SU001	DELUGE VALVE SKID	N 1120'-9 15/16"	E 1058'-11 3/8" U 90'-0"
84ET001	EMERGENCY TRANSFORMER	N 1094'-2 1/2"	E 979'-5" U 90'-0"
84EZ001	EMERGENCY GENERATOR SKID	N 1136'-9 3/8"	E 982'-8" U 90'-0"
84SU001	EMERGENCY GENERATOR WATER MIST SKID	N 1133'-6"	E 971'-0" U 90'-1 1/4"
90AZ001	HV & LV SWGR BLDG	N 1049'-6"	E 1003'-3" U 90'-4"
90AZ003	CCR / EMERGENCY LV BLDG	N 1157'-0"	E 1003'-0" U 90'-4"
90AZ004	WEST MAINTENANCE / WORKSHOP	N 1158'-9"	E 971'-0" U 88'-5 1/2"
90AZ005	EAST MAINTENANCE / WORKSHOP	N 1158'-9"	E 1058'-0" U 88'-6"



WELLHEAD DECK  
T.O.S. EL. (+)90'-0" (27432mm)

REV	DATE	BY	DESCRIPTION	CHK	ENGR	APPR	CLIENT
09C	30MAY17	KR	ISSUED FOR CONSTRUCTION	CZ	MB	EMF	
08	21FEB17	KR	RE-ISSUED FOR DESIGN	CZ	MB	EMF	
07	25OCT16	EB	RE-ISSUED FOR DESIGN	CZ	MB	EMF	
06	10MAR16	EB	RE-ISSUED FOR DESIGN	CZ	TFB	EMF	
05	29OCT15	EB	ISSUED FOR DESIGN	CZ	TFB	LSE	
04	08OCT15	EB	ISSUED FOR INFORMATION	CZ	TFB	LSE	
03	10AUG15	EB	ISSUED FOR HAZID	CZ	TFB	LSE	
02	17JUN15	EB	RE-ISSUED FOR CLIENT REVIEW	CZ	TFB	LSE	
10C	27OCT17	KR	RE-ISSUED FOR CONSTRUCTION	CZ	MB	EMF	
REV	DATE	BY	DESCRIPTION	CHK	ENGR	APPR	CLIENT

**Kiewit** **WOOD GROUP USA, INC.**

PROJECT NO. 106663  
CONTRACT NO. 4503367243

DESIGNED BY EB 27APR15  
DRAWN BY EB 27APR15  
CHECKED BY CZ 27APR15  
APPROVED BY LSE 07MAY15

SCALE 1/16" = 1'-0"

SOUTH ATLANTIC HOLDING B.V.  
PEREGRINO II  
WELLHEAD PLATFORM 'C' - DECK

EQUIPMENT LOCATION PLAN  
WELLHEAD DECK

DWG. NO. C140-MU-L-XF-0002-01 REV.10C