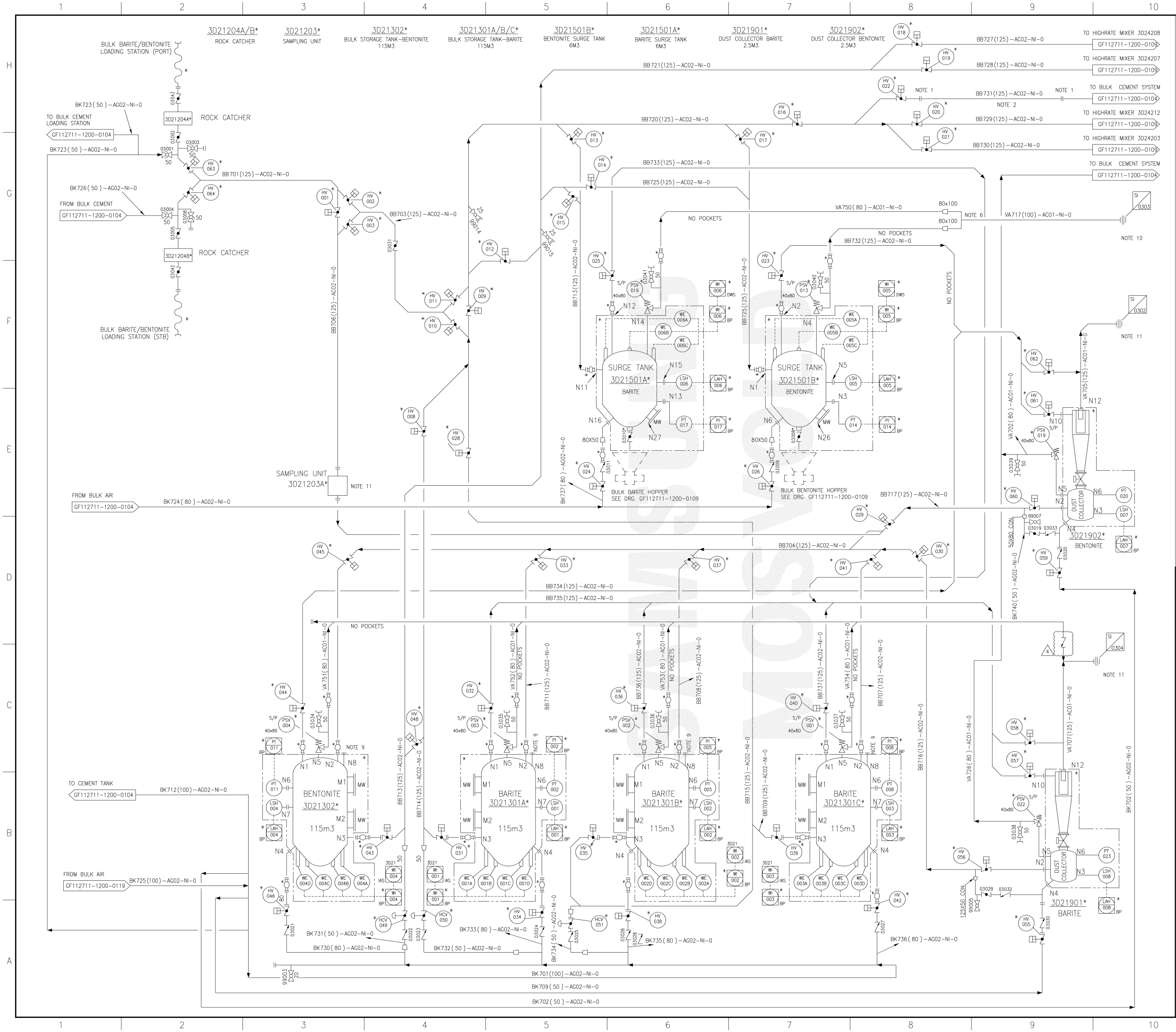

NOTES

1. TEMPORARILY HOOK UP PIPE INSERTION PIECE. NO PERMANENT CONNECTION SHALL BE INSTALLED.
2. EMERGENCY CROSS CONNECTION LINE
3. ALL ITEMS MARKED THUS * SUPPLIED BY NOV.
5. BP DENOTES LOCAL BULK BARITE _____
6. LINE JOINTS TO USE VICTAULIC COUPLING FOR 2" AND ABOVE.
7. DELTA, Y-BRANCH FOR A1 PIPING CLASS ARE SUPPLIED BY NOV.
8. ALL BENDS TO BE 5D MINIMUM ON ALL PRODUCT LINES.
9. MANUAL SOUNDING.
10. FRAME 93 STBD FWD
11. FRAME 97 PORT FWD

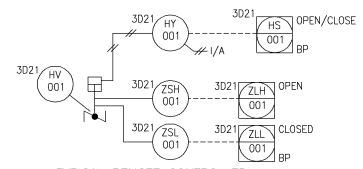

TYPICAL REMOTE CONTROLLED BULK MATERIAL VALVE * (3D21-HV001 TYPICAL SHOWN)

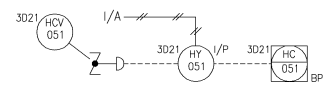

TYPICAL REMOTE CONTROLLED PURGE AIR VALVE WITH POSITION CONTROL * (3D21-HCV051 TYPICAL SHOWN)

10. SUPERSEEDED DOC. No. GF112711-0003-PID. PROCESS & INSTRUMENT DIAGRAM; BULK POWDER SYSTEM BARITE/BENTONITE.
11. ⅜" TUBING TO SAMPLE UNIT AIR CYLINDER. INSTRUMENT AIR SUPPLY SEE DRG. No. GF112711-1200-P-0121.

DRAWING No.	TITLE

REFERENCE DRAWINGS

REV	ISSUE	DATE	ORIG	CHK	ENG	GG APP	SHI APP
04	AS-BUILT	04.06.08	HHC	MWC			KPM
03	RE-APPROVED FOR CONSTRUCTION	28.01.08	CHH	MWC			LCG
02	RE-APPROVED FOR CONSTRUCTION	22.08.07	RPA	MWC			LCG
01	RE-APPROVED FOR CONSTRUCTION	28.09.06	RPA	JVN	JOB	GAN	
0	APPROVED FOR CONSTRUCTION	21.07.06	RPA	JVN	KLR	GAN	

REVISIONS

PROJECT: MOSVOLD DRILLSHIP

CLIENT: MOSVOLD SHIPPING LTD.

BUILDER: SAMSUNG HEAVY INDUSTRIES

GRENLAND FRAMNÆS

DRAWING TITLE: PROCESS & INSTRUMENT DIAGRAM BULK POWDER SYSTEM BARITE/BENTONITE

DRG SIZE	SCALE	CAD No.	DRAWN BY.
A1	N.T.S		RPA

SFI No.

SERVICE No.

DRAWING No. GF112711-1200-P-0103 1/1 04

JOB No. DISC DOC TASK MOD SEQ No SHT No REV