

ANEXO.2
DADOS MEDIDOS NA ESTAÇÃO METEOROLÓGICA UHE SÃO MANOEL
(Março/2015 – Julho/2015)




Visto por:		Elaborado por:			Rev.: 001 15/06/15 Página 24
Thiago Millani Coordenador	Juhei Muramoto Gestor	Felipe de Almeida Meteorologista	Tatiana Pilachevsky Geógrafa		

Tabela A1. Valores dos parâmetros monitorados pela estação meteorológica **UHE SÃO MANOEL**, dados coletados entre os dias 13 de março e 31 de julho de 2015.


Data - hora (Horário oficial de Brasília)	Tempera- tura (°C)	UR (%)	Precipitação (mm)	Radiação Solar (W/m ²)	Nível do Tanque classe A (mm)	Direção do Vento (Graus)	Velocidade do Vento (m/s)	Velocidade de Rajada (m/s)	Pressão (mbar)
13/3/2015 11:50:00	23.45	97.40	9.60	60.63	8.19	47.73	0.25	2.27	990.45
13/3/2015 12:50:00	23.38	96.70	3.00	139.38	8.36	320.09	0.25	2.77	989.45
13/3/2015 13:50:00	26.40	87.90	1.80	770.63	8.46	44.92	0.50	1.76	987.55
13/3/2015 14:50:00	28.15	77.90	0.00	463.13	8.49	320.09	0.25	2.27	986.45
13/3/2015 15:50:00	29.04	75.40	0.00	655.63	8.45	310.27	0.25	2.77	985.25
13/3/2015 16:50:00	28.15	76.80	0.00	264.38	8.47	303.25	0.75	2.52	984.85
13/3/2015 17:50:00	27.53	77.10	0.00	94.38	8.44	306.05	0.00	2.27	984.35
13/3/2015 18:50:00	26.13	87.90	0.00	6.88	8.42	306.05	0.00	1.01	985.25
13/3/2015 19:50:00	25.72	88.30	0.00	0.63	8.40	304.65	0.00	1.01	986.25
13/3/2015 20:50:00	24.99	92.30	0.00	0.63	8.39	304.65	0.00	0.75	987.15
13/3/2015 21:50:00	24.68	94.00	0.00	0.63	8.39	304.65	0.00	0.50	987.75
13/3/2015 22:50:00	24.27	96.60	0.00	0.63	8.39	306.05	0.00	1.01	988.35
13/3/2015 23:50:00	24.17	97.40	0.00	0.63	8.39	306.05	0.00	0.00	988.45
14/3/2015 0:50:00	24.17	96.70	0.00	0.63	8.38	306.05	0.00	0.50	988.05
14/3/2015 1:50:00	23.64	99.20	0.00	0.63	8.38	310.27	0.50	1.76	987.75
14/3/2015 2:50:00	23.67	98.70	0.00	0.63	8.36	108.10	0.00	3.27	987.55
14/3/2015 3:50:00	23.81	98.20	0.00	0.63	8.36	108.10	0.00	1.01	987.15
14/3/2015 4:50:00	23.50	98.10	0.00	0.63	8.35	108.10	0.00	1.01	987.55
14/3/2015 5:50:00	23.33	98.90	0.00	0.63	8.34	108.10	0.00	0.00	987.75
14/3/2015 6:50:00	23.23	99.60	0.00	0.63	8.33	108.10	0.00	0.25	988.15
14/3/2015 7:50:00	23.71	98.70	0.00	51.88	8.31	108.10	0.00	0.50	989.05
14/3/2015 8:50:00	25.23	92.50	0.00	278.13	8.32	108.10	0.75	1.76	989.55
14/3/2015 9:50:00	26.65	84.40	0.00	309.38	8.34	112.31	0.75	2.52	990.05
14/3/2015 10:50:00	29.32	73.50	0.00	690.63	8.37	126.35	0.50	2.27	989.65
14/3/2015 11:50:00	30.17	70.60	0.00	683.13	8.40	115.12	1.26	3.53	989.45
14/3/2015 12:50:00	32.28	63.00	0.00	630.63	8.42	133.37	0.25	3.02	988.95
14/3/2015 13:50:00	30.04	70.00	0.40	411.88	8.41	196.55	0.75	4.28	987.65
14/3/2015 14:50:00	31.28	64.70	0.00	310.63	8.34	233.05	0.75	2.02	986.05
14/3/2015 15:50:00	24.99	89.40	8.20	306.88	8.70	168.47	1.01	6.55	985.45
14/3/2015 16:50:00	26.97	86.70	0.60	89.38	8.69	28.08	0.25	2.52	985.25

Visto por:		Elaborado por:			Rev.: 001 26/01/15 Página 25
Thiago Millani Coordenador	Juhei Muramoto Gestor	Felipe de Almeida Meteorologista	Tatiana Pilachevsky Geógrafa		


Data - hora (Horário oficial de Brasília)	Tempera- tura (°C)	UR (%)	Precipitação (mm)	Radiação Solar (W/m ²)	Nível do Tanque classe A (mm)	Direção do Vento (Graus)	Velocidade do Vento (m/s)	Velocidade de Rajada (m/s)	Pressão (mbar)
14/3/2015 17:50:00	25.62	89.80	0.00	56.88	8.65	0.00	0.00	2.77	985.05
14/3/2015 18:50:00	25.28	89.60	0.00	19.38	8.61	355.19	0.00	0.50	985.85
14/3/2015 19:50:00	25.07	92.50	0.00	0.63	8.57	353.79	0.00	1.01	986.95
14/3/2015 20:50:00	25.16	90.90	0.00	0.63	8.53	355.19	0.00	0.50	987.55
14/3/2015 21:50:00	24.60	96.70	0.00	0.63	8.51	355.19	0.00	1.26	988.25
14/3/2015 22:50:00	24.41	96.80	0.00	0.63	8.49	42.12	0.00	1.26	988.65
14/3/2015 23:50:00	24.48	96.00	0.00	0.63	8.47	40.71	0.00	0.75	988.45
15/3/2015 0:50:00	24.15	97.40	0.00	0.63	8.46	40.71	0.00	1.01	987.85
15/3/2015 1:50:00	23.95	98.30	0.00	0.63	8.45	286.40	0.00	1.51	987.75
15/3/2015 2:50:00	24.05	97.90	0.00	0.63	8.44	286.40	0.00	1.76	987.75
15/3/2015 3:50:00	23.83	98.90	0.00	0.63	8.43	286.40	0.00	0.75	987.75
15/3/2015 4:50:00	23.88	99.50	0.00	0.63	8.42	286.40	0.00	0.00	987.85
15/3/2015 5:50:00	23.93	99.90	0.00	0.63	8.41	286.40	0.00	1.01	988.65
15/3/2015 6:50:00	23.86	99.70	0.00	0.63	8.41	28.08	0.25	1.26	989.25
15/3/2015 7:50:00	24.05	99.30	0.00	69.38	8.40	16.85	0.00	1.26	989.95
15/3/2015 8:50:00	25.77	92.30	0.00	353.13	8.40	33.69	0.00	1.26	990.65
15/3/2015 9:50:00	26.99	87.80	0.00	428.13	8.42	308.86	0.75	2.52	990.95
15/3/2015 10:50:00	29.11	78.50	0.00	531.88	8.48	324.31	0.25	2.27	990.65
15/3/2015 11:50:00	30.22	74.10	0.00	549.38	8.54	349.58	0.25	2.52	990.15
15/3/2015 12:50:00	31.51	67.60	0.00		8.57	314.48	0.50	3.02	989.05
15/3/2015 13:50:00	32.25	59.60	0.00	491.88	8.61	353.79	0.25	2.02	987.95
15/3/2015 14:50:00	31.03	66.40	0.00	373.13	8.61	328.52	0.25	2.52	986.45
15/3/2015 15:50:00	30.82	65.60	0.00	443.13	8.61	290.61	1.51	2.77	985.95
15/3/2015 16:50:00	24.12	90.50	1.40	19.38	8.64	98.28	1.01	5.54	986.85
15/3/2015 17:50:00	23.28	95.90	4.60	6.88	8.75	276.57	2.52	4.78	986.75
15/3/2015 18:50:00	23.33	95.60	0.40	0.63	8.71	293.42	1.01	3.27	986.95
15/3/2015 19:50:00	23.45	93.30	0.40	0.63	8.68	258.32	0.50	3.02	987.05
15/3/2015 20:50:00	23.57	91.30	0.00	0.63	8.62	199.36	0.00	3.53	987.55
15/3/2015 21:50:00	23.91	92.00	0.00	0.63	8.61	181.11	0.00	1.76	988.25
15/3/2015 22:50:00	24.17	93.10	0.00	0.63	8.57	203.57	0.00	2.02	988.75
15/3/2015 23:50:00	23.14	97.60	0.00	0.63	8.56	226.03	0.00	0.75	989.35

Visto por:		Elaborado por:			Rev.: 001 26/01/15 Página 26
Thiago Millani Coordenador	Juhei Muramoto Gestor	Felipe de Almeida Meteorologista	Tatiana Pilachevsky Geógrafa		


Data - hora (Horário oficial de Brasília)	Tempera- tura (°C)	UR (%)	Precipitação (mm)	Radiação Solar (W/m ²)	Nível do Tanque classe A (mm)	Direção do Vento (Graus)	Velocidade do Vento (m/s)	Velocidade de Rajada (m/s)	Pressão (mbar)
16/3/2015 0:50:00	23.59	97.50	0.00	0.63	8.55	207.78	0.25	1.76	989.15
16/3/2015 1:50:00	23.69	97.10	0.00	0.63	8.53	235.86	0.00	1.51	989.05
16/3/2015 2:50:00	22.94	99.50	0.00	0.63	8.53	234.46	0.00	0.50	988.25
16/3/2015 3:50:00	23.04	99.50	0.00	0.63	8.51	234.46	0.00	0.75	988.05
16/3/2015 4:50:00	22.75	99.90	0.00	0.63	8.50	234.46	0.00	0.00	988.25
16/3/2015 5:50:00	23.14	99.00	0.00	0.63	8.48	234.46	0.00	0.25	988.15
16/3/2015 6:50:00	23.64	97.70	0.00	0.63	8.45	234.46	0.00	1.51	988.95
16/3/2015 7:50:00	23.28	99.40	0.00	78.13	8.45	199.36	0.00	1.26	989.65
16/3/2015 8:50:00	24.48	97.50	0.00	65.63	8.44	124.95	0.25	1.76	990.85
16/3/2015 9:50:00	22.85	99.80	7.60	85.63	8.73	113.72	1.26	7.30	992.05
16/3/2015 10:50:00	23.59	99.20	0.40	279.38	8.78	99.68	1.26	3.27	991.85
16/3/2015 11:50:00	25.62	93.00	0.00	484.38	8.81	127.76	0.75	3.78	990.95
16/3/2015 12:50:00	27.55	83.70	0.00	559.38	8.87	110.91	0.50	2.77	989.75
16/3/2015 13:50:00	28.34	79.20	0.00	488.13	8.91	98.28	0.25	2.52	988.45
16/3/2015 14:50:00	29.61	72.30	0.00	511.88	8.98	78.62	0.00	2.02	986.95
16/3/2015 15:50:00	30.07	75.30	0.00	669.38	9.03	311.67	1.01	3.53	985.55
16/3/2015 16:50:00	30.65	71.40	0.00	461.88	9.09	283.59	1.01	3.02	984.55
16/3/2015 17:50:00	30.62	66.60	0.00	204.38	9.07	242.88	0.75	3.78	984.55
16/3/2015 18:50:00	28.15	82.20	0.00	8.13	9.05	265.34	0.75	2.77	985.45
16/3/2015 19:50:00	26.72	87.90	0.00	0.63	9.00	265.34	0.25	1.76	986.55
16/3/2015 20:50:00	26.77	87.50	0.00	0.63	8.97	263.94	0.50	1.51	987.85
16/3/2015 21:50:00	26.38	90.20	0.00	0.63	8.92	265.34	0.00	1.76	988.55
16/3/2015 22:50:00	25.31	95.80	0.00	0.63	8.90	352.38	0.00	2.02	989.25
16/3/2015 23:50:00	25.16	97.10	0.00	0.63	8.87	353.79	0.00	1.01	989.55
17/3/2015 0:50:00	23.59	93.70	0.00	0.63	8.83	87.04	2.77	6.80	989.95
17/3/2015 1:50:00	22.44	97.60	5.20	0.63	9.01	102.49	1.26	4.53	989.95
17/3/2015 2:50:00	22.23	98.70	12.60	0.63	9.47	322.90	0.25	3.53	989.05
17/3/2015 3:50:00	22.42	99.00	0.40	0.63	9.47	303.25	0.00	2.02	988.35
17/3/2015 4:50:00	22.42	98.20	0.00	0.63	9.46	300.44	0.50	2.02	987.85
17/3/2015 5:50:00	22.34	97.80	0.00	0.63	9.43	290.61	0.00	2.77	988.15
17/3/2015 6:50:00	22.47	98.00	0.00	0.63	9.41	290.61	0.00	1.01	988.45

Visto por:		Elaborado por:			Rev.: 001 26/01/15 Página 27
Thiago Millani Coordenador	Juhei Muramoto Gestor	Felipe de Almeida Meteorologista	Tatiana Pilachevsky Geógrafa		


Data - hora (Horário oficial de Brasília)	Tempera- tura (°C)	UR (%)	Precipitação (mm)	Radiação Solar (W/m ²)	Nível do Tanque classe A (mm)	Direção do Vento (Graus)	Velocidade do Vento (m/s)	Velocidade de Rajada (m/s)	Pressão (mbar)
17/3/2015 7:50:00	23.11	96.90	0.00	104.38	9.41	290.61	0.00	1.01	989.05
17/3/2015 8:50:00	23.78	95.60	0.00	136.88	9.40	113.72	1.01	2.27	990.35
17/3/2015 9:50:00	25.48	90.60	0.00	373.13	9.44	117.93	0.75	2.77	990.65
17/3/2015 10:50:00	26.60	86.90	0.00	373.13	9.46	99.68	0.50	3.02	991.15
17/3/2015 11:50:00	28.15	81.40	0.00	444.38	9.50	94.06	0.25	2.52	990.65
17/3/2015 12:50:00	29.14	79.20	0.00	489.38	9.57	113.72	0.25	1.51	990.25
17/3/2015 13:50:00	32.25	68.30	0.00	1105.63	9.66	356.60	0.25	2.27	988.65
17/3/2015 14:50:00	33.39	59.90	0.00	454.38	9.72	240.07	0.25	3.27	987.15
17/3/2015 15:50:00	32.20	60.60	0.00	601.88	9.74	338.35	0.00	2.02	986.25
17/3/2015 16:50:00	27.63	80.00	0.00	98.13	9.71	102.49	2.52	5.79	986.65
17/3/2015 17:50:00	26.52	85.50	0.00	33.13	9.69	334.13	0.00	4.03	986.15
17/3/2015 18:50:00	25.28	90.90	0.00	1.88	9.64	296.23	0.00	1.76	986.55
17/3/2015 19:50:00	25.14	93.30	0.00	0.63	9.60	1.40	0.00	1.51	987.65
17/3/2015 20:50:00	25.04	93.90	0.00	0.63	9.57	1.40	0.00	0.75	988.35
17/3/2015 21:50:00	24.82	95.70	0.00	0.63	9.52	343.96	0.00	1.01	989.35
17/3/2015 22:50:00	24.68	96.50	0.00	0.63	9.49	343.96	0.00	1.01	990.35
17/3/2015 23:50:00	24.41	97.60	0.00	0.63	9.47	47.73	0.25	1.76	990.25
18/3/2015 0:50:00	24.36	97.40	0.00	0.63	9.43	349.58	0.00	1.01	990.05
18/3/2015 1:50:00	24.44	98.30	0.00	0.63	9.42	352.38	0.00	0.75	989.55
18/3/2015 2:50:00	24.22	98.10	0.00	0.63	9.41	352.38	0.00	0.75	988.65
18/3/2015 3:50:00	23.98	98.70	0.00	0.63	9.39	352.38	0.00	0.25	988.15
18/3/2015 4:50:00	23.78	99.10	0.00	0.63	9.37	352.38	0.00	0.50	988.55
18/3/2015 5:50:00	23.71	99.90	0.00	0.63	9.34	352.38	0.00	0.00	988.65
18/3/2015 6:50:00	23.45	98.80	0.00	0.63	9.31	352.38	0.00	0.75	988.95
18/3/2015 7:50:00	24.00	97.90	0.00	96.88	9.29	96.87	0.00	1.26	989.25
18/3/2015 8:50:00	25.43	93.10	0.00	210.63	9.29	96.87	0.00	0.75	990.25
18/3/2015 9:50:00	26.67	84.90	0.00	233.13	9.30	85.64	0.00	1.26	990.95
18/3/2015 10:50:00	27.90	79.00	0.00	418.13	9.32	51.94	0.50	2.02	991.45
18/3/2015 11:50:00	28.02	78.80	0.00	460.63	9.38	74.41	1.26	3.27	991.05
18/3/2015 12:50:00	29.94	72.00	0.00	386.88	9.46	78.62	1.26	3.53	989.85
18/3/2015 13:50:00	30.07	68.40	0.00	370.63	9.49	30.89	1.01	5.04	988.15

Visto por:		Elaborado por:			Rev.: 001 26/01/15 Página 28
Thiago Millani Coordenador	Juhei Muramoto Gestor	Felipe de Almeida Meteorologista	Tatiana Pilachevsky Geógrafa		


Data - hora (Horário oficial de Brasília)	Tempera- tura (°C)	UR (%)	Precipitação (mm)	Radiação Solar (W/m ²)	Nível do Tanque classe A (mm)	Direção do Vento (Graus)	Velocidade do Vento (m/s)	Velocidade de Rajada (m/s)	Pressão (mbar)
18/3/2015 14:50:00	26.55	88.60	0.80	350.63	9.59	102.49	2.52	5.04	987.15
18/3/2015 15:50:00	26.84	81.30	0.00	111.88	9.59	197.95	0.50	4.28	986.55
18/3/2015 16:50:00	23.38	98.00	22.41	15.63	10.57	290.61	1.51	6.04	986.95
18/3/2015 17:50:00	23.64	98.30	2.40	11.88	10.60	275.17	0.00	3.02	987.35
18/3/2015 18:50:00	23.98	98.10	6.20	0.63	10.82	310.27	0.00	3.27	987.85
18/3/2015 19:50:00	23.86	98.30	0.60	0.63	10.80	308.86	0.50	1.51	988.25
18/3/2015 20:50:00	23.78	97.60	0.00	0.63	10.76	308.86	0.00	1.76	989.75
18/3/2015 21:50:00	23.86	99.10	0.20	0.63	10.74	308.86	0.00	1.01	990.45
18/3/2015 22:50:00	22.51	99.30	4.00	0.63	10.76	71.60	0.75	5.79	991.75
18/3/2015 23:50:00	22.11	100.00	13.40	0.63	10.73	99.68	0.50	4.28	991.95
19/3/2015 0:50:00	22.03	99.60	7.20	0.63	10.72	183.91	0.00	1.26	991.65
19/3/2015 1:50:00	22.11	100.00	3.20	0.63	10.71	182.51	0.00	0.75	991.05
19/3/2015 2:50:00	22.27	99.80	0.80	0.63	10.71	183.91	0.25	1.26	990.65
19/3/2015 3:50:00	22.39	99.10	1.40	0.63	10.70	183.91	0.00	1.26	990.05
19/3/2015 4:50:00	22.27	99.70	0.60	0.63	10.71	183.91	0.00	0.25	990.05
19/3/2015 5:50:00	22.30	100.00	0.20	0.63	10.70	183.91	0.00	0.00	990.15
19/3/2015 6:50:00	22.23	100.00	0.00	0.63	10.70	183.91	0.00	1.01	990.35
19/3/2015 7:50:00	22.32	99.60	0.60	25.63	10.72	224.63	0.50	1.51	991.15
19/3/2015 8:50:00	22.70	98.30	0.60	74.38	10.71	251.30	0.50	2.02	991.85
19/3/2015 9:50:00	23.57	95.80	0.40	218.13	10.72	241.48	0.50	2.02	992.15
19/3/2015 10:50:00	25.11	90.70	0.00	399.38	10.73	123.54	0.25	1.76	992.15
19/3/2015 11:50:00	26.79	86.90	0.00	535.63	10.75	102.49	0.75	2.77	991.45
19/3/2015 12:50:00	27.43	84.00	0.00	436.88	10.77	94.06	1.01	3.27	990.95
19/3/2015 13:50:00	27.75	79.70	0.00	411.88	10.79	85.64	1.01	2.77	990.45
19/3/2015 14:50:00	29.46	73.10	0.00	535.63	10.83	110.91	0.00	2.52	989.25
19/3/2015 15:50:00	30.22	68.40	0.00	508.13	10.90	143.20	0.00	3.02	987.85
19/3/2015 16:50:00	29.17	68.80	0.00	149.38	10.95	110.91	0.00	2.77	986.75
19/3/2015 17:50:00	28.47	76.50	0.00	125.63	10.95	272.36	0.50	2.02	986.25
19/3/2015 18:50:00	27.19	82.70	0.00	5.63	6.36	146.01	0.00	1.26	986.75
19/3/2015 19:50:00	25.84	91.40	0.00	0.63	6.30	147.41	0.00	0.25	987.45
19/3/2015 20:50:00	25.82	89.60	0.00	0.63	6.23	147.41	0.00	0.75	988.15

Visto por:		Elaborado por:			Rev.: 001 26/01/15 Página 29
Thiago Millani Coordenador	Juhei Muramoto Gestor	Felipe de Almeida Meteorologista	Tatiana Pilachevsky Geógrafa		


Data - hora (Horário oficial de Brasília)	Tempera- tura (°C)	UR (%)	Precipitação (mm)	Radiação Solar (W/m ²)	Nível do Tanque classe A (mm)	Direção do Vento (Graus)	Velocidade do Vento (m/s)	Velocidade de Rajada (m/s)	Pressão (mbar)
19/3/2015 21:50:00	25.19	93.10	0.00	0.63	6.17	147.41	0.00	0.50	989.15
19/3/2015 22:50:00	24.68	95.40	0.00	0.63	6.12	147.41	0.00	0.00	989.55
19/3/2015 23:50:00	24.70	95.10	0.00	0.63	6.09	147.41	0.00	0.00	989.25
20/3/2015 0:50:00	24.32	97.70	0.00	0.63	6.06	147.41	0.00	0.00	989.25
20/3/2015 1:50:00	24.24	98.30	0.00	0.63	6.05	147.41	0.00	0.25	988.75
20/3/2015 2:50:00	24.27	96.70	0.00	0.63	6.04	147.41	0.00	0.25	988.15
20/3/2015 3:50:00	23.91	98.90	0.00	0.63	6.03	147.41	0.00	0.00	987.55
20/3/2015 4:50:00	23.74	99.30	0.00	0.63	6.02	147.41	0.00	0.50	987.45
20/3/2015 5:50:00	23.55	99.60	0.00	0.63	6.00	147.41	0.00	0.25	988.05
20/3/2015 6:50:00	23.69	99.40	0.00	0.63	6.00	147.41	0.00	0.50	988.35
20/3/2015 7:50:00	23.91	99.20	0.00	108.13	6.01	147.41	0.00	1.01	988.95
20/3/2015 8:50:00	24.53	96.80	0.00	94.38	6.02	147.41	0.00	1.01	989.95
20/3/2015 9:50:00	25.14	94.00	0.00	68.13	6.03	147.41	0.00	1.26	991.45
20/3/2015 10:50:00	24.68	96.90	2.20	43.13	6.16	141.80	0.00	0.75	991.95
20/3/2015 11:50:00	24.10	97.70	2.60	65.63	6.29	331.33	0.00	2.52	992.15
20/3/2015 12:50:00	23.45	98.10	4.80	30.63	6.53	304.65	0.50	4.03	992.25
20/3/2015 13:50:00	22.63	99.40	15.40	76.88	7.26	289.21	1.01	4.03	991.05
20/3/2015 14:50:00	22.58	98.00	1.40	93.13	7.32	304.65	1.01	3.02	989.85
20/3/2015 15:50:00	22.78	98.10	1.00	89.38	7.38	299.04	0.50	2.02	989.05
20/3/2015 16:50:00	22.99	99.00	0.80	55.63	7.43	331.33	0.00	2.52	988.55
20/3/2015 17:50:00	23.11	99.50	0.60	40.63	7.45	336.94	0.00	1.51	987.95
20/3/2015 18:50:00	23.11	99.30	0.00	3.13	7.46	314.48	0.75	2.52	988.25
20/3/2015 19:50:00	22.90	99.60	0.00	0.63	7.45	279.38	0.00	2.52	988.75
20/3/2015 20:50:00	22.58	100.00	0.00	0.63	7.44	279.38	0.00	1.01	989.25
20/3/2015 21:50:00	22.49	100.00	0.00	0.63	7.44	279.38	0.00	0.50	990.75
20/3/2015 22:50:00	22.73	100.00	0.00	0.63	7.44	277.98	0.00	0.50	991.35
20/3/2015 23:50:00	22.73	100.00	0.00	0.63	7.44	277.98	0.00	1.01	991.35
21/3/2015 0:50:00	22.58	100.00	0.20	0.63	7.51	279.38	0.00	0.75	991.25
21/3/2015 1:50:00	22.51	100.00	0.00	0.63	7.53	275.17	0.00	0.75	990.45
21/3/2015 2:50:00	22.49	100.00	0.00	0.63	7.53	275.17	0.00	0.00	990.05
21/3/2015 3:50:00	22.42	100.00	0.00	0.63	7.53	275.17	0.00	0.25	989.45

Visto por:		Elaborado por:			Rev.: 001 26/01/15 Página 30
Thiago Millani Coordenador	Juhei Muramoto Gestor	Felipe de Almeida Meteorologista	Tatiana Pilachevsky Geógrafa		


Data - hora (Horário oficial de Brasília)	Tempera- tura (°C)	UR (%)	Precipitação (mm)	Radiação Solar (W/m ²)	Nível do Tanque classe A (mm)	Direção do Vento (Graus)	Velocidade do Vento (m/s)	Velocidade de Rajada (m/s)	Pressão (mbar)
21/3/2015 4:50:00	22.23	100.00	0.00	0.63	7.53	275.17	0.00	0.25	989.35
21/3/2015 5:50:00	22.30	100.00	0.00	0.63	7.54	275.17	0.00	0.00	989.45
21/3/2015 6:50:00	22.47	100.00	0.00	0.63	7.57	275.17	0.00	0.50	990.35
21/3/2015 7:50:00	22.87	99.30	0.00	63.13	7.57	275.17	0.00	1.01	990.95
21/3/2015 8:50:00	23.74	96.20	0.00	149.38	7.58	275.17	0.00	0.50	991.65
21/3/2015 9:50:00	24.34	94.20	0.00	148.13	7.61	280.78	0.00	1.26	992.25
21/3/2015 10:50:00	25.26	92.20	0.00	458.13	7.64	313.08	0.25	2.27	992.45
21/3/2015 11:50:00	27.04	83.50	0.00	459.38	7.73	292.02	1.01	3.27	991.75
21/3/2015 12:50:00	26.11	90.00	0.00	286.88	7.80	285.00	2.02	3.78	990.95
21/3/2015 13:50:00	24.05	98.50	12.60	313.13	8.41	350.98	0.00	5.54	990.45
21/3/2015 14:50:00	24.60	96.80	0.40	184.38	8.46	0.00	0.00	2.27	989.45
21/3/2015 15:50:00	25.28	93.70	0.40	466.88	8.48	314.48	0.75	2.77	988.45
21/3/2015 16:50:00	26.26	89.10	0.00	400.63	8.51	18.25	0.25	3.27	987.95
21/3/2015 17:50:00	25.87	89.50	0.00	69.38	8.51	286.40	0.25	2.27	987.95
21/3/2015 18:50:00	25.16	93.60	0.00	0.63	8.46	300.44	0.50	2.52	989.05
21/3/2015 19:50:00	24.32	96.90	0.40	0.63	8.46	292.02	1.01	2.02	989.55
21/3/2015 20:50:00	23.74	97.60	0.40	0.63	8.43	290.61	1.26	2.27	990.25
21/3/2015 21:50:00	23.52	98.30	0.40	0.63	8.42	254.11	0.00	1.76	991.05
21/3/2015 22:50:00	23.50	97.70	0.00	0.63	8.39	254.11	0.00	0.75	991.45
21/3/2015 23:50:00	23.26	99.30	0.00	0.63	8.38	254.11	0.00	0.75	991.55
22/3/2015 0:50:00	23.23	99.50	0.00	0.63	8.37	254.11	0.00	0.00	991.05
22/3/2015 1:50:00	22.92	100.00	0.00	0.63	8.36	254.11	0.00	0.25	990.25
22/3/2015 2:50:00	22.90	100.00	0.00	0.63	8.35	255.51	0.00	0.25	989.45
22/3/2015 3:50:00	22.90	100.00	0.00	0.63	8.34	255.51	0.00	0.50	989.45
22/3/2015 4:50:00	22.87	100.00	0.00	0.63	8.32	255.51	0.00	1.01	989.75
22/3/2015 5:50:00	22.85	100.00	0.60	0.63	8.34	255.51	0.00	0.75	989.85
22/3/2015 6:50:00	22.85	100.00	0.20	0.63	8.32	255.51	0.00	1.01	990.35
22/3/2015 7:50:00	23.21	98.90	0.00	58.13	8.31	255.51	0.00	0.75	991.45
22/3/2015 8:50:00	24.44	94.10	0.00	189.38	8.32	277.98	0.00	1.51	991.85
22/3/2015 9:50:00	24.80	93.20	0.00	306.88	8.34	25.27	0.50	2.52	992.55
22/3/2015 10:50:00	24.36	94.50	1.00	168.13	8.45	2.81	0.75	3.27	992.65

Visto por:		Elaborado por:			Rev.: 001 26/01/15 Página 31
Thiago Millani Coordenador	Juhei Muramoto Gestor	Felipe de Almeida Meteorologista	Tatiana Pilachevsky Geógrafa		


Data - hora (Horário oficial de Brasília)	Tempera- tura (°C)	UR (%)	Precipitação (mm)	Radiação Solar (W/m ²)	Nível do Tanque classe A (mm)	Direção do Vento (Graus)	Velocidade do Vento (m/s)	Velocidade de Rajada (m/s)	Pressão (mbar)
22/3/2015 11:50:00	26.94	83.50	0.20	631.88	8.52	2.81	1.51	4.53	991.85
22/3/2015 12:50:00	26.89	86.30	0.00	741.88	8.60	320.09	1.26	4.53	990.75
22/3/2015 13:50:00	29.94	75.70	0.00	388.13	8.69	342.56	0.50	6.30	989.55
22/3/2015 14:50:00	31.18	67.40	0.00	554.38	8.72	7.02	1.01	4.03	988.15
22/3/2015 15:50:00	32.15	63.50	0.00	921.88	8.73	353.79	0.50	3.53	987.35
22/3/2015 16:50:00	27.04	82.40	0.00	73.13	8.71	241.48	2.02	4.53	987.05
22/3/2015 17:50:00	26.50	89.10	10.40	233.13	9.12	141.80	0.25	4.03	987.05
22/3/2015 18:50:00	25.99	90.60	0.00	3.13	9.07	165.66	0.00	1.26	987.95
22/3/2015 19:50:00	24.97	93.40	1.60	0.63	9.10	43.52	0.00	1.51	988.75
22/3/2015 20:50:00	24.53	96.20	0.00	0.63	9.06	11.23	0.25	1.01	989.25
22/3/2015 21:50:00	24.12	97.60	0.20	0.63	9.02	322.90	0.00	1.01	989.95
22/3/2015 22:50:00	23.50	99.30	0.00	0.63	8.98	322.90	0.00	0.00	991.05
22/3/2015 23:50:00	23.28	99.90	0.00	0.63	8.96	322.90	0.00	0.00	991.25
23/3/2015 0:50:00	23.45	100.00	0.00	0.63	8.92	322.90	0.00	0.00	990.95
23/3/2015 1:50:00	23.28	100.00	0.00	0.63	8.91	324.31	0.00	0.75	990.75
23/3/2015 2:50:00	22.97	100.00	0.00	0.63	8.90	322.90	0.25	1.26	990.45
23/3/2015 3:50:00	23.02	99.70	0.00	0.63	8.88	303.25	0.00	1.76	990.45
23/3/2015 4:50:00	23.02	99.90	0.00	0.63	8.85	303.25	0.00	0.50	990.65
23/3/2015 5:50:00	23.02	99.50	0.00	0.63	8.84	303.25	0.00	0.50	990.95
23/3/2015 6:50:00	23.11	99.20	0.00	0.63	8.83	318.69	0.00	0.50	991.35
23/3/2015 7:50:00	23.33	99.00	0.00	30.63	8.81	339.75	0.00	0.75	992.15
23/3/2015 8:50:00	24.63	95.50	0.00	143.13	8.82	339.75	0.00	0.50	992.65
23/3/2015 9:50:00	26.01	90.60	0.00	351.88	8.84	1.40	0.00	2.02	993.55
23/3/2015 10:50:00	28.94	80.40	0.00	1103.13	8.90	12.64	0.50	3.02	992.95
23/3/2015 11:50:00	30.32	74.10	0.00	671.88	8.99	356.60	0.50	3.27	992.45
23/3/2015 12:50:00	30.80	71.10	0.00	1221.88	9.08	332.73	1.01	3.53	991.35
23/3/2015 13:50:00	32.20	66.90	0.00	985.63	9.12	0.00	0.50	3.78	990.35
23/3/2015 14:50:00	33.70	58.20	0.00	231.88	9.15	4.21	0.75	4.28	988.95
23/3/2015 15:50:00	29.99	74.00	0.80	871.88	9.15	68.79	0.75	4.78	988.35
23/3/2015 16:50:00	29.44	75.20	0.00	65.63	9.12	58.97	1.51	4.53	988.55
23/3/2015 17:50:00	25.33	92.30	6.60	31.88	9.31	117.93	0.75	5.29	988.45

Visto por:		Elaborado por:			Rev.: 001 26/01/15 Página 32
Thiago Millani Coordenador	Juhei Muramoto Gestor	Felipe de Almeida Meteorologista	Tatiana Pilachevsky Geógrafa		


Data - hora (Horário oficial de Brasília)	Tempera- tura (°C)	UR (%)	Precipitação (mm)	Radiação Solar (W/m ²)	Nível do Tanque classe A (mm)	Direção do Vento (Graus)	Velocidade do Vento (m/s)	Velocidade de Rajada (m/s)	Pressão (mbar)
23/3/2015 18:50:00	25.14	93.00	0.00	11.88	9.25	147.41	0.00	3.02	988.45
23/3/2015 19:50:00	25.02	95.80	0.00	0.63	9.21	146.01	0.00	0.75	989.35
23/3/2015 20:50:00	24.51	97.40	0.00	0.63	9.15	108.10	0.50	1.76	990.55
23/3/2015 21:50:00	24.19	99.20	0.00	0.63	9.09	109.51	0.50	1.76	991.55
23/3/2015 22:50:00	23.95	99.50	0.00	0.63	9.08	109.51	0.00	1.01	992.65
23/3/2015 23:50:00	23.71	99.20	0.00	0.63	9.04	109.51	0.00	1.26	992.65
24/3/2015 0:50:00	23.50	99.50	0.00	0.63	9.02	109.51	0.25	1.26	992.05
24/3/2015 1:50:00	23.16	100.00	0.00	0.63	9.00	109.51	0.00	0.75	991.45
24/3/2015 2:50:00	23.35	100.00	0.00	0.63	8.99	109.51	0.00	0.50	990.75
24/3/2015 3:50:00	22.94	100.00	0.00	0.63	8.96	109.51	0.00	0.25	990.55
24/3/2015 4:50:00	22.80	100.00	0.00	0.63	8.94	108.10	0.00	0.75	990.75
24/3/2015 5:50:00	22.99	100.00	0.00	0.63	8.93	108.10	0.00	0.25	991.15
24/3/2015 6:50:00	23.26	100.00	0.00	0.63	8.91	108.10	0.00	0.75	991.75
24/3/2015 7:50:00	23.91	98.90	0.00	125.63	8.91	14.04	0.00	1.51	992.45
24/3/2015 8:50:00	24.94	95.80	0.00	205.63	8.91	342.56	0.00	1.26	993.65
24/3/2015 9:50:00	25.99	88.70	0.00	199.38	8.95	338.35	0.75	3.27	994.35
24/3/2015 10:50:00	27.24	83.70	0.00	395.63	8.98	11.23	0.25	2.27	994.45
24/3/2015 11:50:00	28.72	79.20	0.00	470.63	9.04	22.46	0.25	2.77	994.05
24/3/2015 12:50:00	29.76	73.60	0.00	515.63	9.15	308.86	1.26	5.04	992.75
24/3/2015 13:50:00	29.84	78.70	0.40	970.63	9.18	294.82	0.75	4.53	990.95
24/3/2015 14:50:00	28.92	81.60	0.00	149.38	9.27	287.80	2.02	6.04	989.45
24/3/2015 15:50:00	24.53	97.50	13.20	124.38	9.77	283.59	2.02	6.04	989.55
24/3/2015 16:50:00	28.15	84.50	1.40	390.63	9.82	292.02	1.51	4.28	988.15
24/3/2015 17:50:00	28.72	77.50	0.00	236.88	9.82	329.92	0.75	4.53	988.65
24/3/2015 18:50:00	26.82	86.60	0.00	13.13	9.80	219.01	0.25	2.27	989.15
24/3/2015 19:50:00	26.13	93.60	0.00	0.63	9.75	217.61	0.00	1.01	990.25
24/3/2015 20:50:00	25.43	96.70	0.80	0.63	9.77	217.61	0.00	1.01	990.95
24/3/2015 21:50:00	25.21	97.70	0.20	0.63	9.75	217.61	0.00	0.75	991.65
24/3/2015 22:50:00	24.82	98.00	0.20	0.63	9.72	217.61	0.00	0.25	992.45
24/3/2015 23:50:00	24.75	99.60	0.00	0.63	9.70	216.20	0.00	0.75	992.15
25/3/2015 0:50:00	24.53	98.70	0.00	0.63	9.67	131.97	0.50	2.02	992.15

Visto por:		Elaborado por:			Rev.: 001 26/01/15 Página 33
Thiago Millani Coordenador	Juhei Muramoto Gestor	Felipe de Almeida Meteorologista	Tatiana Pilachevsky Geógrafa		


Data - hora (Horário oficial de Brasília)	Tempera- tura (°C)	UR (%)	Precipitação (mm)	Radiação Solar (W/m ²)	Nível do Tanque classe A (mm)	Direção do Vento (Graus)	Velocidade do Vento (m/s)	Velocidade de Rajada (m/s)	Pressão (mbar)
25/3/2015 1:50:00	24.22	99.80	0.00	0.63	9.65	99.68	0.75	2.02	991.75
25/3/2015 2:50:00	24.03	100.00	0.00	0.63	9.61	102.49	1.01	2.27	991.45
25/3/2015 3:50:00	23.98	98.90	0.00	0.63	9.61	115.12	1.26	5.04	991.05
25/3/2015 4:50:00	23.74	98.60	0.00	0.63	9.58	130.57	0.00	2.02	991.45
25/3/2015 5:50:00	23.50	97.60	0.00	0.63	9.59	153.03	0.00	1.01	991.15
25/3/2015 6:50:00	23.33	99.90	0.00	0.63	9.57	153.03	0.00	0.75	991.95
25/3/2015 7:50:00	23.26	100.00	0.40	19.38	9.58	103.89	0.75	2.02	992.55
25/3/2015 8:50:00	23.50	99.60	0.80	78.13	9.59	99.68	0.00	2.02	993.55
25/3/2015 9:50:00	24.73	94.60	0.00	201.88	9.61	99.68	0.00	0.75	994.35
25/3/2015 10:50:00	25.19	93.80	0.20	219.38	9.63	46.33	0.00	1.26	994.55
25/3/2015 11:50:00	27.14	88.40	0.00	740.63	9.67	308.86	0.00	2.02	993.95
25/3/2015 12:50:00	29.69	80.20	0.00	766.88	9.74	64.58	0.00	1.76	992.65
25/3/2015 13:50:00	31.71	71.30	0.00	928.13	9.82	39.31	0.00	3.02	991.15
25/3/2015 14:50:00	31.92	66.60	0.00	839.38	9.90	296.23	0.25	2.27	989.85
25/3/2015 15:50:00	29.17	76.20	0.00	85.63	9.92	0.00	1.01	4.78	989.15
25/3/2015 16:50:00	25.87	88.40	0.00	70.63	9.88	294.82	0.00	6.04	988.35
25/3/2015 17:50:00	25.65	90.20	0.00	31.88	9.83	294.82	0.00	0.75	987.95
25/3/2015 18:50:00	25.04	94.90	0.00	4.38	9.79	294.82	0.00	0.75	988.65
25/3/2015 19:50:00	24.82	94.00	0.00	0.63	9.74	262.53	0.00	2.27	989.15
25/3/2015 20:50:00	24.29	97.70	0.00	0.63	9.70	178.30	0.00	1.01	989.45
25/3/2015 21:50:00	24.12	97.90	0.00	0.63	9.66	207.78	0.00	0.50	990.75
25/3/2015 22:50:00	24.24	97.50	0.00	0.63	9.63	258.32	0.00	1.76	991.45
25/3/2015 23:50:00	24.27	97.20	0.00	0.63	9.60	275.17	0.00	2.52	991.75
26/3/2015 0:50:00	23.81	98.40	0.00	0.63	9.57	349.58	0.00	1.76	991.15
26/3/2015 1:50:00	23.35	100.00	0.00	0.63	9.55	122.14	0.00	1.51	990.55
26/3/2015 2:50:00	22.94	100.00	0.00	0.63	9.53	126.35	0.00	1.26	990.25
26/3/2015 3:50:00	22.99	100.00	0.00	0.63	9.52	126.35	0.00	0.25	989.65
26/3/2015 4:50:00	23.21	100.00	0.00	0.63	9.52	119.33	0.00	1.26	989.75
26/3/2015 5:50:00	23.50	100.00	0.00	0.63	9.51	123.54	0.00	1.51	990.25
26/3/2015 6:50:00	23.64	100.00	0.00	0.63	9.51	123.54	0.00	1.01	990.85
26/3/2015 7:50:00	23.71	100.00	0.00	43.13	9.50	99.68	1.01	2.77	991.75

Visto por:		Elaborado por:			Rev.: 001 26/01/15 Página 34
Thiago Millani Coordenador	Juhei Muramoto Gestor	Felipe de Almeida Meteorologista	Tatiana Pilachevsky Geógrafa		


Data - hora (Horário oficial de Brasília)	Tempera- tura (°C)	UR (%)	Precipitação (mm)	Radiação Solar (W/m ²)	Nível do Tanque classe A (mm)	Direção do Vento (Graus)	Velocidade do Vento (m/s)	Velocidade de Rajada (m/s)	Pressão (mbar)
26/3/2015 8:50:00	24.24	98.60	0.00	104.38	9.63	98.28	1.01	3.02	992.65
26/3/2015 9:50:00	25.02	95.60	0.00	176.88	9.59	87.04	1.26	2.77	993.25
26/3/2015 10:50:00	25.16	93.90	0.00	180.63	9.63	73.00	0.25	2.77	992.85
26/3/2015 11:50:00	25.96	92.00	0.00	384.38	9.67	12.64	0.00	2.02	992.45
26/3/2015 12:50:00	27.33	85.50	0.00	591.88	9.72	314.48	0.50	3.02	991.35
26/3/2015 13:50:00	28.64	79.90	0.00	566.88	9.78	331.33	0.75	3.02	990.15
26/3/2015 14:50:00	30.47	70.90	0.00	810.63	9.83	345.36	1.01	4.03	988.45
26/3/2015 15:50:00	30.85	70.20	0.00	301.88	9.86	341.15	0.50	4.28	988.25
26/3/2015 16:50:00	30.44	72.80	0.00	236.88	9.85	4.21	0.25	4.03	987.95
26/3/2015 17:50:00	29.74	70.90	0.00	170.63	9.85	310.27	0.50	2.77	987.75
26/3/2015 18:50:00	27.63	81.70	0.00	8.13	9.78	314.48	0.00	2.27	988.35
26/3/2015 19:50:00	26.43	89.20	0.00	0.63	9.72	293.42	0.00	1.01	988.95
26/3/2015 20:50:00	25.82	92.00	0.00	0.63	9.67	293.42	0.00	0.75	989.95
26/3/2015 21:50:00	25.48	89.90	0.00	0.63	9.63	221.82	0.00	0.75	990.35
26/3/2015 22:50:00	24.27	96.40	0.00	0.63	9.60	101.08	0.00	1.51	990.65
26/3/2015 23:50:00	24.51	95.60	0.00	0.63	9.58	98.28	0.00	0.50	990.85
27/3/2015 0:50:00	23.83	98.90	0.00	0.63	9.56	99.68	0.00	0.75	990.55
27/3/2015 1:50:00	23.95	99.50	0.00	0.63	9.53	127.76	0.00	1.26	989.45
27/3/2015 2:50:00	24.12	99.00	0.00	0.63	9.53	129.16	0.00	0.75	989.05
27/3/2015 3:50:00	23.81	100.00	0.00	0.63	9.51	248.49	0.00	1.26	989.35
27/3/2015 4:50:00	23.88	100.00	0.00	0.63	9.51	248.49	0.00	1.01	989.65
27/3/2015 5:50:00	23.86	100.00	0.00	0.63	9.48	248.49	0.00	0.25	990.25
27/3/2015 6:50:00	23.74	100.00	0.00	0.63	9.47	248.49	0.00	0.75	991.55
27/3/2015 7:50:00	24.56	98.60	0.00	124.38	9.47	294.82	0.25	1.26	991.95
27/3/2015 8:50:00	26.04	92.50	0.00	279.38	9.47	290.61	1.26	2.27	992.95
27/3/2015 9:50:00	27.50	84.90	0.00	225.63	9.51	224.63	0.25	2.52	993.35
27/3/2015 10:50:00	28.72	79.10	0.00	261.88	9.55	185.32	0.00	1.76	993.45
27/3/2015 11:50:00	32.41	67.70	0.00	1146.88	9.62	98.28	1.01	4.03	992.65
27/3/2015 12:50:00	33.03	62.50	0.00	1176.88	9.66	56.16	0.25	3.53	991.75
27/3/2015 13:50:00	33.18	60.00	0.00	1044.38	9.71	85.64	1.51	4.28	990.35
27/3/2015 14:50:00	34.94	55.60	0.00	895.63	9.72	85.64	0.25	3.02	988.75

Visto por:		Elaborado por:			Rev.: 001 26/01/15 Página 35
Thiago Millani Coordenador	Juhei Muramoto Gestor	Felipe de Almeida Meteorologista	Tatiana Pilachevsky Geógrafa		


Data - hora (Horário oficial de Brasília)	Tempera- tura (°C)	UR (%)	Precipitação (mm)	Radiação Solar (W/m ²)	Nível do Tanque classe A (mm)	Direção do Vento (Graus)	Velocidade do Vento (m/s)	Velocidade de Rajada (m/s)	Pressão (mbar)
27/3/2015 15:50:00	32.97	57.60	0.00	229.38	9.54	81.43	1.51	4.78	987.95
27/3/2015 16:50:00	29.51	73.10	0.00	169.38	9.44	96.87	1.51	5.29	987.75
27/3/2015 17:50:00	28.87	78.90	0.20	89.38	9.39	230.24	0.50	1.76	987.85
27/3/2015 18:50:00	27.92	82.70	0.00	3.13	9.31	106.70	0.25	1.51	988.25
27/3/2015 19:50:00	27.01	88.10	0.00	0.63	9.28	127.76	0.00	1.51	989.05
27/3/2015 20:50:00	26.79	88.10	0.00	0.63	9.26	189.53	0.00	2.02	990.35
27/3/2015 21:50:00	26.28	91.30	0.00	0.63	9.24	299.04	0.00	0.50	991.45
27/3/2015 22:50:00	25.09	97.20	0.00	0.63	9.22	296.23	0.00	1.01	991.95
27/3/2015 23:50:00	24.73	97.80	0.00	0.63	9.21	275.17	0.00	1.01	992.65
28/3/2015 0:50:00	24.82	97.10	0.00	0.63	9.21	275.17	0.00	0.25	992.55
28/3/2015 1:50:00	24.85	95.90	0.00	0.63	9.20	275.17	0.00	0.25	992.15
28/3/2015 2:50:00	24.51	95.50	0.00	0.63	9.19	275.17	0.00	0.75	991.85
28/3/2015 3:50:00	24.27	98.00	0.00	0.63	9.18	276.57	0.00	0.75	991.65
28/3/2015 4:50:00	24.27	99.70	0.00	0.63	9.19	133.37	0.00	1.51	991.15
28/3/2015 5:50:00	24.34	98.00	0.00	0.63	9.17	200.76	0.00	1.51	991.25
28/3/2015 6:50:00	23.67	100.00	0.00	0.63	9.16	200.76	0.00	0.00	992.65
28/3/2015 7:50:00	25.33	93.90	0.00	174.38	9.16	200.76	0.00	0.00	992.75
28/3/2015 8:50:00	27.60	82.90	0.00	419.38	9.15	101.08	0.50	3.02	992.95
28/3/2015 9:50:00	29.32	78.70	0.00	549.38	9.20	130.57	0.75	4.03	993.55
28/3/2015 10:50:00	26.55	87.70	0.00	253.13	9.22	98.28	4.03	7.30	994.55
28/3/2015 11:50:00	26.89	85.40	0.20	278.13	9.20	102.49	2.02	5.54	993.65
28/3/2015 12:50:00	31.31	74.40	0.00	1113.13	9.22	84.24	1.26	3.78	992.25
28/3/2015 13:50:00	33.39	66.10	0.00	1021.88	9.27	103.89	0.75	4.78	990.35
28/3/2015 14:50:00	34.07	56.90	0.00	809.38	9.36	70.20	1.51	4.28	989.45
28/3/2015 15:50:00	34.31	59.30	0.00	675.63	9.36	99.68	1.26	4.53	987.85
28/3/2015 16:50:00	34.89	55.00	0.00	504.38	9.35	75.81	0.75	4.03	987.45
28/3/2015 17:50:00	32.61	61.30	0.00	161.88	9.28	99.68	0.75	3.53	987.25
28/3/2015 18:50:00	29.19	77.30	0.00	4.38	9.18	103.89	1.01	3.27	987.95
28/3/2015 19:50:00	27.90	85.80	0.00	0.63	9.10	99.68	0.25	2.52	988.95
28/3/2015 20:50:00	27.43	86.80	0.00	0.63	9.03	129.16	0.00	1.26	990.25
28/3/2015 21:50:00	27.19	83.20	0.00	0.63	9.02	103.89	0.00	1.76	990.55

Visto por:		Elaborado por:			Rev.: 001 26/01/15 Página 36
Thiago Millani Coordenador	Juhei Muramoto Gestor	Felipe de Almeida Meteorologista	Tatiana Pilachevsky Geógrafa		


Data - hora (Horário oficial de Brasília)	Tempera- tura (°C)	UR (%)	Precipitação (mm)	Radiação Solar (W/m ²)	Nível do Tanque classe A (mm)	Direção do Vento (Graus)	Velocidade do Vento (m/s)	Velocidade de Rajada (m/s)	Pressão (mbar)
28/3/2015 22:50:00	25.94	95.50	0.00	0.63	8.99	318.69	0.00	1.01	991.75
28/3/2015 23:50:00	26.23	91.80	0.00	0.63	8.98	318.69	0.00	0.25	991.95
29/3/2015 0:50:00	25.60	93.50	0.00	0.63	8.96	318.69	0.00	0.25	991.45
29/3/2015 1:50:00	24.99	97.40	0.00	0.63	8.96	318.69	0.00	1.26	990.85
29/3/2015 2:50:00	24.56	98.50	0.00	0.63	8.92	99.68	0.00	1.51	990.65
29/3/2015 3:50:00	24.77	97.80	0.00	0.63	8.93	136.18	0.00	1.26	990.55
29/3/2015 4:50:00	24.68	98.10	0.00	0.63	8.94	136.18	0.00	0.75	989.95
29/3/2015 5:50:00	24.41	99.50	0.00	0.63	8.92	137.58	0.00	1.51	990.55
29/3/2015 6:50:00	24.77	98.90	0.00	0.63	8.92	134.78	0.00	1.01	991.55
29/3/2015 7:50:00	25.07	97.90	0.20	73.13	8.92	112.31	0.00	1.51	992.35
29/3/2015 8:50:00	26.43	93.00	0.00	221.88	8.94	56.16	0.00	1.76	992.95
29/3/2015 9:50:00	27.90	86.80	0.00	306.88	8.97	300.44	0.00	1.76	993.35
29/3/2015 10:50:00	29.76	78.20	0.00	338.13	8.98	304.65	0.50	2.52	993.25
29/3/2015 11:50:00	31.76	70.60	0.00	1055.63	9.01	315.88	0.75	2.77	992.35
29/3/2015 12:50:00	33.47	63.80	0.00	444.38	9.04	335.54	0.00	3.78	991.05
29/3/2015 13:50:00	32.67	62.30	0.00	345.63	9.14	290.61	1.01	3.78	990.15
29/3/2015 14:50:00	35.18	55.60	0.00	885.63	9.16	331.33	0.50	3.53	988.45
29/3/2015 15:50:00	31.23	61.30	0.00	761.88	9.17	1.40	2.27	8.06	987.85
29/3/2015 16:50:00	32.87	55.70	0.00	493.13	9.09	0.00	0.00	5.29	987.35
29/3/2015 17:50:00	29.39	71.30	0.00	85.63	9.00	153.03	0.50	2.27	988.05
29/3/2015 18:50:00	27.43	84.40	0.00	1.88	8.91	258.32	1.26	2.27	988.15
29/3/2015 19:50:00	26.89	85.70	0.00	0.63	8.84	224.63	0.25	2.52	989.35
29/3/2015 20:50:00	26.21	87.90	0.00	0.63	8.77	279.38	0.50	2.77	990.15
29/3/2015 21:50:00	26.11	89.10	0.00	0.63	8.75	280.78	0.00	1.76	991.05
29/3/2015 22:50:00	26.21	89.00	0.00	0.63	8.73	226.03	0.75	5.79	992.15
29/3/2015 23:50:00	25.31	94.40	0.00	0.63	8.70	96.87	1.26	3.02	992.05
30/3/2015 0:50:00	25.19	94.50	0.00	0.63	8.70	106.70	0.00	3.02	991.45
30/3/2015 1:50:00	24.92	96.10	0.00	0.63	8.69	106.70	0.00	1.26	990.65
30/3/2015 2:50:00	24.70	97.30	0.00	0.63	8.68	108.10	0.00	0.50	989.55
30/3/2015 3:50:00	24.48	97.80	0.00	0.63	8.68	249.90	1.26	2.77	988.95
30/3/2015 4:50:00	24.07	98.20	0.00	0.63	8.67	254.11	0.00	2.52	988.85

Visto por:		Elaborado por:			Rev.: 001 26/01/15 Página 37
Thiago Millani Coordenador	Juhei Muramoto Gestor	Felipe de Almeida Meteorologista	Tatiana Pilachevsky Geógrafa		


Data - hora (Horário oficial de Brasília)	Tempera- tura (°C)	UR (%)	Precipitação (mm)	Radiação Solar (W/m ²)	Nível do Tanque classe A (mm)	Direção do Vento (Graus)	Velocidade do Vento (m/s)	Velocidade de Rajada (m/s)	Pressão (mbar)
30/3/2015 5:50:00	23.78	99.00	0.00	0.63	8.68	254.11	0.00	1.26	988.65
30/3/2015 6:50:00	23.26	100.00	0.00	1.88	8.65	254.11	0.00	1.76	989.55
30/3/2015 7:50:00	23.88	100.00	0.00	66.88	8.65	123.54	0.00	1.26	990.65
30/3/2015 8:50:00	26.30	94.50	0.00	500.63	8.66	115.12	0.00	1.01	991.15
30/3/2015 9:50:00	28.57	85.80	0.00	644.38	8.70	88.45	0.75	2.52	991.55
30/3/2015 10:50:00	31.23	72.20	0.00	419.38	8.73	110.91	0.75	3.53	991.55
30/3/2015 11:50:00	33.70	60.10	0.00	468.13	8.75	81.43	0.25	3.27	991.05
30/3/2015 12:50:00	33.81	56.00	0.00	301.88	8.84	85.64	0.75	3.78	990.35
30/3/2015 13:50:00	33.49	58.40	0.00	365.63	8.90	332.73	0.50	2.77	989.05
30/3/2015 14:50:00	36.04	49.60	0.00	829.38	8.93	49.14	0.50	3.02	987.05
30/3/2015 15:50:00	36.31	46.90	0.00	670.63	8.91	4.21	0.50	3.02	986.65
30/3/2015 16:50:00	35.96	47.10	0.00	483.13	8.87	358.00	0.25	2.52	985.95
30/3/2015 17:50:00	25.82	87.00	2.20	38.13	8.83	327.11	0.75	7.05	987.35
30/3/2015 18:50:00	26.57	80.50	0.00	3.13	8.74	256.92	0.00	2.77	987.35
30/3/2015 19:50:00	26.01	88.50	0.00	0.63	8.68	207.78	0.25	2.02	987.85
30/3/2015 20:50:00	25.38	92.70	0.00	0.63	8.62	285.00	0.00	1.51	988.85
30/3/2015 21:50:00	24.99	95.20	0.00	0.63	8.59	289.21	0.00	0.50	989.95
30/3/2015 22:50:00	24.99	95.50	0.00	0.63	8.57	286.40	0.00	0.50	990.45
30/3/2015 23:50:00	24.22	97.20	0.00	0.63	8.56	286.40	0.00	0.00	990.85
31/3/2015 0:50:00	24.34	96.80	0.00	0.63	8.55	286.40	0.00	0.50	990.35
31/3/2015 1:50:00	23.93	98.50	0.00	0.63	8.54	286.40	0.00	0.50	990.15
31/3/2015 2:50:00	24.07	98.70	0.00	0.63	8.53	207.78	0.00	0.75	989.95
31/3/2015 3:50:00	23.93	98.90	0.00	0.63	8.53	0.00	0.00	1.26	990.05
31/3/2015 4:50:00	23.98	98.80	0.00	0.63	8.52	290.61	0.25	1.51	989.85
31/3/2015 5:50:00	23.91	98.40	0.00	0.63	8.51	276.57	0.00	1.26	990.45
31/3/2015 6:50:00	23.42	99.30	5.00	0.63	8.77	0.00	0.00	1.51	991.35
31/3/2015 7:50:00	23.42	99.00	3.20	30.63	8.90	84.24	1.26	2.77	992.75
31/3/2015 8:50:00	24.99	95.70	1.40	298.13	8.98	327.11	0.25	3.53	993.15
31/3/2015 9:50:00	26.04	88.80	0.00	283.13	8.99	311.67	1.51	4.53	993.35
31/3/2015 10:50:00	28.54	78.00	0.00	489.38	9.02	327.11	0.75	3.27	992.75
31/3/2015 11:50:00	30.87	70.00	0.00	1108.13	9.05	44.92	0.50	3.02	992.45

Visto por:		Elaborado por:			Rev.: 001 26/01/15 Página 38
Thiago Millani Coordenador	Juhei Muramoto Gestor	Felipe de Almeida Meteorologista	Tatiana Pilachevsky Geógrafa		


Data - hora (Horário oficial de Brasília)	Tempera- tura (°C)	UR (%)	Precipitação (mm)	Radiação Solar (W/m ²)	Nível do Tanque classe A (mm)	Direção do Vento (Graus)	Velocidade do Vento (m/s)	Velocidade de Rajada (m/s)	Pressão (mbar)
31/3/2015 12:50:00	32.51	63.20	0.00		9.10	11.23	0.75	2.77	991.55
31/3/2015 13:50:00	32.61	60.00	0.00	985.63	9.17	293.42	0.75	3.27	990.05
31/3/2015 14:50:00	32.87	58.80	0.00	698.13	9.18	259.73	0.50	2.77	988.45
31/3/2015 15:50:00	30.29	69.30	0.00	216.88	9.10	54.75	0.75	2.77	987.75
31/3/2015 16:50:00	26.97	81.40	0.00	66.88	9.04	341.15	0.25	2.52	988.45
31/3/2015 17:50:00	25.45	86.10	0.00	94.38	8.94	241.48	3.78	7.55	989.15
31/3/2015 18:50:00	24.41	91.90	0.40	1.88	8.89	270.96	0.25	5.79	988.45
31/3/2015 19:50:00	23.88	96.80	0.00	0.63	8.86	102.49	0.25	1.51	988.85
31/3/2015 20:50:00	23.86	96.40	0.00	0.63	8.85	103.89	0.00	1.26	989.55
31/3/2015 21:50:00	23.67	97.60	0.00	0.63	8.82	127.76	0.00	1.26	991.05
31/3/2015 22:50:00	23.38	97.00	0.00	0.63	8.80	249.90	0.00	2.77	991.85
31/3/2015 23:50:00	23.38	98.10	0.00	0.63	8.78	241.48	0.00	2.02	992.05
1/4/2015 0:35:00	23.26	99.10	0.00	0.63	0.00	214.80	0.00	0.25	991.65
1/4/2015 1:35:00	22.97	99.70	0.00	0.63	0.00	216.20	0.00	0.75	990.95
1/4/2015 2:35:00	22.90	99.70	0.00	0.63	0.00	216.20	0.25	1.01	990.55
1/4/2015 3:35:00	23.02	98.70	0.00	0.63	0.00	272.36	1.26	2.52	990.05
1/4/2015 4:35:00	23.35	97.00	0.00	0.63	0.00	263.94	0.00	1.76	990.25
1/4/2015 5:35:00	22.47	100.00	0.00	0.63	0.00	262.53	0.00	0.50	990.55
1/4/2015 6:35:00	22.39	100.00	0.00	0.63	0.00	262.53	0.00	1.01	991.45
1/4/2015 7:35:00	23.52	98.00	0.00	89.38	0.00	183.91	0.00	1.01	991.95
1/4/2015 8:35:00	24.73	95.10	0.00	169.38	0.00	99.68	0.00	2.27	992.95
1/4/2015 9:35:00	26.26	87.90	0.00	290.63	0.00	99.68	0.00	1.76	993.75
1/4/2015 10:35:00	27.11	85.00	0.00	184.38	0.00	87.04	0.25	1.51	994.05
1/4/2015 11:35:00	28.82	80.80	0.00	399.38	0.00	46.33	0.00	1.76	993.35
1/4/2015 12:35:00	31.05	72.10	0.00	1115.63	0.00	343.96	0.25	3.27	991.95
1/4/2015 13:35:00	32.12	65.00	0.00	1033.13	0.00	230.24	1.01	3.02	990.15
1/4/2015 14:35:00	32.97	68.20	0.00	444.38	0.00	105.29	0.50	3.27	989.15
1/4/2015 15:35:00	28.20	81.10	1.60	345.63	0.00	300.44	0.50	2.77	988.25
1/4/2015 16:35:00	29.36	80.50	0.00	131.88	0.00	297.63	0.00	2.52	987.95
1/4/2015 17:35:00	28.10	88.00	0.00	33.13	0.00	297.63	0.50	1.51	988.45
1/4/2015 18:35:00	27.41	88.50	0.00	23.13	0.00	314.48	0.00	1.76	988.95

Visto por:		Elaborado por:			Rev.: 001 26/01/15 Página 39
Thiago Millani Coordenador	Juhei Muramoto Gestor	Felipe de Almeida Meteorologista	Tatiana Pilachevsky Geógrafa		


Data - hora (Horário oficial de Brasília)	Tempera- tura (°C)	UR (%)	Precipitação (mm)	Radiação Solar (W/m ²)	Nível do Tanque classe A (mm)	Direção do Vento (Graus)	Velocidade do Vento (m/s)	Velocidade de Rajada (m/s)	Pressão (mbar)
1/4/2015 19:35:00	26.55	90.70	0.00	0.63	0.00	296.23	0.00	0.50	989.85
1/4/2015 20:35:00	26.13	92.40	0.00	0.63	0.00	296.23	0.00	0.25	990.75
1/4/2015 21:35:00	25.74	95.70	0.00	0.63	0.00	294.82	0.00	1.51	992.05
1/4/2015 22:35:00	25.33	97.70	0.20	0.63	0.00	294.82	0.00	0.50	992.25
1/4/2015 23:35:00	25.04	98.50	0.00	0.63	0.00	294.82	0.00	0.50	992.55
2/4/2015 0:35:00	24.97	98.60	0.00	0.63	0.00	294.82	0.00	1.26	991.95
2/4/2015 1:35:00	24.77	98.70	0.00	0.63	0.00	294.82	0.00	0.25	991.65
2/4/2015 2:35:00	24.63	99.00	0.00	0.63	0.00	296.23	0.00	0.50	990.85
2/4/2015 3:35:00	24.51	98.60	0.00	0.63	0.00	296.23	0.00	0.50	990.45
2/4/2015 4:35:00	24.48	99.00	0.00	0.63	0.00	296.23	0.00	0.50	990.45
2/4/2015 5:35:00	24.32	98.20	0.00	0.63	0.00	296.23	0.00	1.01	989.85
2/4/2015 6:35:00	24.15	99.00	0.00	0.63	0.00	296.23	0.00	0.50	990.05
2/4/2015 7:35:00	24.12	99.10	0.00	21.88	0.00	296.23	0.00	1.01	990.95
2/4/2015 8:35:00	24.65	98.00	0.00	135.63	0.00	96.87	0.00	1.26	991.75
2/4/2015 9:35:00	26.08	91.70	0.00	221.88	0.00	181.11	0.00	0.75	992.65
2/4/2015 10:35:00	27.97	85.30	0.00	391.88	0.00	268.15	0.00	1.26	992.95
2/4/2015 11:35:00	29.36	78.60	0.00	411.88	0.00	40.71	0.25	2.02	992.25
2/4/2015 12:35:00	30.85	71.40	0.00	513.13	0.00	115.12	0.25	2.27	991.75
2/4/2015 13:35:00	32.38	67.90	0.00	364.38	0.00	63.18	0.50	2.52	990.85
2/4/2015 14:35:00	33.55	56.60	0.00	955.63	0.00	96.87	1.01	3.27	989.55
2/4/2015 15:35:00	33.89	54.80	0.00	728.13	0.00	77.22	1.01	4.03	987.45
2/4/2015 16:35:00	33.60	55.90	0.00	393.13	0.00	94.06	1.01	2.77	986.65
2/4/2015 17:35:00	32.38	60.40	0.00	321.88	0.00	164.26	0.00	2.77	986.45
2/4/2015 18:35:00	27.21	81.80	0.00	31.88	0.00	131.97	0.25	5.04	987.55
2/4/2015 19:35:00	26.40	87.90	0.00	0.63	0.00	148.82	0.00	1.26	988.15
2/4/2015 20:35:00	25.89	90.10	0.00	0.63	0.00	146.01	0.00	0.75	988.85
2/4/2015 21:35:00	25.72	90.10	0.00	0.63	0.00	146.01	0.00	0.00	990.25
2/4/2015 22:35:00	25.28	95.30	0.00	0.63	0.00	144.60	0.00	1.26	991.25
2/4/2015 23:35:00	25.28	94.50	0.00	0.63	0.00	234.46	0.00	0.75	991.35
3/4/2015 0:35:00	24.56	97.30	0.00	0.63	0.00	231.65	0.00	0.00	990.45
3/4/2015 1:35:00	24.63	97.20	0.00	0.63	0.00	231.65	0.00	0.75	989.65

Visto por:		Elaborado por:			Rev.: 001 26/01/15 Página 40
Thiago Millani Coordenador	Juhei Muramoto Gestor	Felipe de Almeida Meteorologista	Tatiana Pilachevsky Geógrafa		


Data - hora (Horário oficial de Brasília)	Tempera- tura (°C)	UR (%)	Precipitação (mm)	Radiação Solar (W/m ²)	Nível do Tanque classe A (mm)	Direção do Vento (Graus)	Velocidade do Vento (m/s)	Velocidade de Rajada (m/s)	Pressão (mbar)
3/4/2015 2:35:00	24.03	97.40	0.00	0.63	0.00	231.65	0.00	0.00	988.95
3/4/2015 3:35:00	23.45	100.00	0.00	0.63	0.00	129.16	0.25	1.26	988.25
3/4/2015 4:35:00	23.55	100.00	0.00	0.63	0.00	117.93	0.00	0.25	988.35
3/4/2015 5:35:00	23.55	100.00	0.00	0.63	0.00	117.93	0.00	0.50	988.45
3/4/2015 6:35:00	23.23	100.00	0.00	0.63	0.00	116.53	0.00	1.26	988.55
3/4/2015 7:35:00	23.55	100.00	0.00	54.38	0.00	116.53	0.00	0.50	989.55
3/4/2015 8:35:00	25.67	93.90	0.00	405.63	0.00	275.17	1.01	2.52	990.25
3/4/2015 9:35:00	29.09	83.30	0.00	660.63	0.00	256.92	0.00	2.52	990.85
3/4/2015 10:35:00	31.20	72.50	0.00	813.13	0.00	60.37	0.75	2.27	991.05
3/4/2015 11:35:00	32.05	67.40	0.00	680.63	0.00	42.12	0.25	2.77	990.65
3/4/2015 12:35:00	31.51	68.40	0.00	331.88	0.00	0.00	1.01	4.28	989.55
3/4/2015 13:35:00	34.60	56.30	0.00	610.63	0.00	26.67	0.25	2.27	988.35
3/4/2015 14:35:00	35.50	55.00	0.00	960.63	0.00	84.24	0.50	3.27	986.65
3/4/2015 15:35:00	35.56	52.80	0.00	754.38	0.00	315.88	0.25	3.02	984.95
3/4/2015 16:35:00	35.66	49.10	0.00	493.13	0.00	322.90	0.25	2.52	984.05
3/4/2015 17:35:00	35.26	50.70	0.00	311.88	0.00	81.43	0.25	1.76	983.75
3/4/2015 18:35:00	32.67	59.00	0.00	68.13	0.00	352.38	0.00	1.76	984.75
3/4/2015 19:35:00	29.64	76.90	0.00	0.63	0.00	299.04	0.50	1.51	985.65
3/4/2015 20:35:00	28.52	84.50	0.00	0.63	0.00	92.66	0.00	0.75	986.65
3/4/2015 21:35:00	27.53	86.60	0.00	0.63	0.00	261.13	0.00	1.01	988.05
3/4/2015 22:35:00	26.72	89.60	0.00	0.63	0.00	313.08	0.00	1.51	988.95
3/4/2015 23:35:00	25.74	90.30	0.00	0.63	0.00	321.50	0.25	2.02	989.35
4/4/2015 0:35:00	25.16	92.00	0.00	0.63	0.00	287.80	0.00	1.76	989.35
4/4/2015 1:35:00	24.80	94.00	0.00	0.63	0.00	287.80	0.00	1.01	988.35
4/4/2015 2:35:00	24.05	97.60	0.00	0.63	0.00	286.40	0.00	0.75	987.05
4/4/2015 3:35:00	23.86	97.70	0.00	0.63	0.00	154.43	0.00	1.01	986.85
4/4/2015 4:35:00	23.69	98.30	0.00	0.63	0.00	213.40	0.00	1.01	986.65
4/4/2015 5:35:00	23.38	99.30	0.00	0.63	0.00	213.40	0.00	0.00	986.45
4/4/2015 6:35:00	23.69	100.00	0.00	0.63	0.00	214.80	0.00	1.01	987.35
4/4/2015 7:35:00	23.81	100.00	0.00	63.13	0.00	238.67	0.00	0.50	988.15
4/4/2015 8:35:00	24.41	97.60	0.00	65.63	0.00	238.67	0.00	0.50	989.25

Visto por:		Elaborado por:			Rev.: 001 26/01/15 Página 41
Thiago Millani Coordenador	Juhei Muramoto Gestor	Felipe de Almeida Meteorologista	Tatiana Pilachevsky Geógrafa		


Data - hora (Horário oficial de Brasília)	Tempera- tura (°C)	UR (%)	Precipitação (mm)	Radiação Solar (W/m ²)	Nível do Tanque classe A (mm)	Direção do Vento (Graus)	Velocidade do Vento (m/s)	Velocidade de Rajada (m/s)	Pressão (mbar)
4/4/2015 9:35:00	27.83	86.90	0.00	421.88	0.00	143.20	0.00	1.51	989.35
4/4/2015 10:35:00	30.67	74.20	0.00	470.63	0.00	28.08	0.50	2.77	989.55
4/4/2015 11:35:00	30.90	70.70	0.00	381.88	0.00	339.75	0.75	4.78	989.15
4/4/2015 12:35:00	32.48	65.40	0.00	396.88	0.00	0.00	1.01	4.03	987.95
4/4/2015 13:35:00	34.04	59.10	0.00	763.13	0.00	313.08	1.26	4.28	986.25
4/4/2015 14:35:00	34.23	59.10	0.00	344.38	0.00	2.81	0.75	4.03	985.05
4/4/2015 15:35:00	27.31	81.70	0.00	431.88	0.00	87.04	1.51	8.81	983.95
4/4/2015 16:35:00	31.89	63.90	0.00	498.13	0.00	355.19	0.50	3.02	983.55
4/4/2015 17:35:00	30.52	64.70	0.00	225.63	0.00	75.81	1.01	2.77	983.75
4/4/2015 18:35:00	27.75	79.90	0.00	16.88	0.00	51.94	0.00	3.02	984.95
4/4/2015 19:35:00	26.57	85.30	0.00	0.63	0.00	57.56	0.00	0.75	985.15
4/4/2015 20:35:00	26.16	88.50	0.00	0.63	0.00	325.71	0.00	1.01	986.15
4/4/2015 21:35:00	26.30	87.60	0.00	0.63	0.00	276.57	0.00	1.26	987.85
4/4/2015 22:35:00	26.08	90.20	0.00	0.63	0.00	252.71	0.00	1.01	988.05
4/4/2015 23:35:00	25.23	95.10	0.00	0.63	0.00	252.71	0.00	1.51	988.75
5/4/2015 0:35:00	25.02	96.60	0.00	0.63	0.00	252.71	0.00	0.50	987.95
5/4/2015 1:35:00	24.56	97.60	0.00	0.63	0.00	252.71	0.00	0.75	987.65
5/4/2015 2:35:00	24.53	97.10	0.00	0.63	0.00	252.71	0.00	0.50	987.15
5/4/2015 3:35:00	23.83	98.60	0.00	0.63	0.00	148.82	0.00	1.01	986.45
5/4/2015 4:35:00	23.74	99.10	0.00	0.63	0.00	127.76	0.50	2.02	986.75
5/4/2015 5:35:00	23.62	98.60	0.00	0.63	0.00	96.87	0.00	1.76	987.05
5/4/2015 6:35:00	23.42	98.60	0.00	0.63	0.00	106.70	0.50	2.02	987.95
5/4/2015 7:35:00	23.55	98.80	0.00	35.63	0.00	106.70	0.00	1.51	988.65
5/4/2015 8:35:00	24.97	94.80	0.00	243.13	0.00	94.06	0.00	1.76	989.35
5/4/2015 9:35:00	27.68	87.70	0.00	348.13	0.00	85.64	0.00	1.76	990.25
5/4/2015 10:35:00	29.76	80.10	0.00	519.38	0.00	102.49	0.50	2.27	990.55
5/4/2015 11:35:00	32.10	66.80	0.00	418.13	0.00	75.81	0.50	2.52	990.35
5/4/2015 12:35:00	33.68	58.20	0.00	1020.63	0.00	324.31	0.00	3.02	988.95
5/4/2015 13:35:00	34.65	55.00	0.00	1129.38	0.00	40.71	0.25	2.27	987.45
5/4/2015 14:35:00	32.92	57.30	0.00	205.63	0.00	131.97	0.50	3.27	987.25
5/4/2015 15:35:00	24.39	92.10	0.40	103.13	0.00	220.42	0.25	5.79	986.85

Visto por:		Elaborado por:			Rev.: 001 26/01/15 Página 42
Thiago Millani Coordenador	Juhei Muramoto Gestor	Felipe de Almeida Meteorologista	Tatiana Pilachevsky Geógrafa		


Data - hora (Horário oficial de Brasília)	Tempera- tura (°C)	UR (%)	Precipitação (mm)	Radiação Solar (W/m ²)	Nível do Tanque classe A (mm)	Direção do Vento (Graus)	Velocidade do Vento (m/s)	Velocidade de Rajada (m/s)	Pressão (mbar)
5/4/2015 16:35:00	26.18	85.00	0.20	193.13	0.00	179.70	0.00	1.76	986.05
5/4/2015 17:35:00	26.48	88.10	0.00	169.38	0.00	256.92	1.51	3.78	985.65
5/4/2015 18:35:00	25.57	89.00	0.00	16.88	0.00	252.71	1.76	3.27	986.35
5/4/2015 19:35:00	24.99	89.30	0.00	0.63	0.00	183.91	0.00	2.27	986.85
5/4/2015 20:35:00	24.92	89.00	0.00	0.63	0.00	211.99	0.75	2.77	987.55
5/4/2015 21:35:00	24.46	93.00	0.00	0.63	0.00	157.24	0.00	2.52	988.55
5/4/2015 22:35:00	24.70	92.00	0.00	0.63	0.00	158.64	0.00	0.75	989.25
5/4/2015 23:35:00	24.68	93.80	0.00	0.63	0.00	241.48	0.50	2.02	989.65
6/4/2015 0:35:00	24.32	95.30	0.00	0.63	0.00	254.11	0.50	2.52	989.85
6/4/2015 1:35:00	24.17	95.70	0.00	0.63	0.00	255.51	0.00	1.01	989.45
6/4/2015 2:35:00	23.95	97.40	0.00	0.63	0.00	277.98	0.25	1.76	988.85
6/4/2015 3:35:00	23.74	97.50	0.00	0.63	0.00	277.98	0.50	1.26	988.05
6/4/2015 4:35:00	23.38	98.80	0.00	0.63	0.00	277.98	0.00	0.00	987.55
6/4/2015 5:35:00	23.47	98.50	0.00	0.63	0.00	277.98	0.00	0.00	987.95
6/4/2015 6:35:00	23.50	99.00	0.00	0.63	0.00	277.98	0.00	0.00	988.45
6/4/2015 7:35:00	23.64	99.30	0.00	64.38	0.00	277.98	0.00	1.01	988.95
6/4/2015 8:35:00	25.40	93.20	0.00	216.88	0.00	277.98	0.00	0.75	989.95
6/4/2015 9:35:00	27.92	84.40	0.00	381.88	0.00	282.19	0.00	1.26	990.45
6/4/2015 10:35:00	28.94	82.50	0.00	525.63	0.00	282.19	0.50	2.02	990.75
6/4/2015 11:35:00	29.64	76.30	0.00	281.88	0.00	269.55	1.01	3.27	990.75
6/4/2015 12:35:00	32.15	68.30	0.00	1083.13	0.00	308.86	0.00	1.76	989.35
6/4/2015 13:35:00	27.88	85.30	0.20	131.88	0.00	195.15	0.75	3.02	988.25
6/4/2015 14:35:00	32.02	68.60	0.00	854.38	0.00	254.11	1.26	5.04	986.45
6/4/2015 15:35:00	32.87	63.30	0.00	779.38	0.00	266.74	1.76	4.53	985.65
6/4/2015 16:35:00	30.62	77.50	0.40	481.88	0.00	292.02	0.25	2.77	985.55
6/4/2015 17:35:00	29.59	75.50	0.00	284.38	0.00	308.86	0.75	3.02	985.35
6/4/2015 18:35:00	28.15	82.30	0.00	16.88	0.00	273.77	0.00	1.51	986.45
6/4/2015 19:35:00	27.06	89.60	0.00	0.63	0.00	273.77	0.00	1.51	986.65
6/4/2015 20:35:00	26.77	90.60	0.00	0.63	0.00	273.77	0.00	1.01	988.35
6/4/2015 21:35:00	26.40	90.10	0.00	0.63	0.00	273.77	0.00	0.00	988.95
6/4/2015 22:35:00	25.60	95.70	0.00	0.63	0.00	273.77	0.00	0.75	989.15

Visto por:		Elaborado por:			Rev.: 001 26/01/15 Página 43
Thiago Millani Coordenador	Juhei Muramoto Gestor	Felipe de Almeida Meteorologista	Tatiana Pilachevsky Geógrafa		


Data - hora (Horário oficial de Brasília)	Tempera- tura (°C)	UR (%)	Precipitação (mm)	Radiação Solar (W/m ²)	Nível do Tanque classe A (mm)	Direção do Vento (Graus)	Velocidade do Vento (m/s)	Velocidade de Rajada (m/s)	Pressão (mbar)
6/4/2015 23:35:00	25.89	94.80	0.00	0.63	0.00	273.77	0.00	1.01	989.25
7/4/2015 0:35:00	25.57	96.70	0.00	0.63	0.00	188.13	0.00	2.02	988.95
7/4/2015 1:35:00	25.40	96.70	0.00	0.63	0.00	99.68	0.00	1.76	988.35
7/4/2015 2:35:00	25.21	97.70	0.00	0.63	0.00	98.28	0.00	0.75	987.75
7/4/2015 3:35:00	24.92	98.00	0.00	0.63	0.00	98.28	0.00	0.25	987.55
7/4/2015 4:35:00	24.85	98.70	0.00	0.63	0.00	98.28	0.00	0.25	987.85
7/4/2015 5:35:00	24.90	97.60	0.00	0.63	0.00	98.28	0.00	0.75	987.85
7/4/2015 6:35:00	24.73	98.60	0.00	0.63	0.00	98.28	0.25	1.26	988.65
7/4/2015 7:35:00	24.56	98.90	0.00	33.13	0.00	96.87	0.50	2.02	989.15
7/4/2015 8:35:00	26.11	92.90	0.00	139.38	0.00	50.54	0.00	1.26	990.05
7/4/2015 9:35:00	25.07	97.90	0.20	150.63	0.00	68.79	0.00	1.51	990.65
7/4/2015 10:35:00	28.82	82.80	0.00	305.63	0.00	321.50	0.00	1.76	991.15
7/4/2015 11:35:00	30.67	73.50	0.00	365.63	0.00	9.83	0.50	2.77	990.65
7/4/2015 12:35:00	32.00	64.90	0.00	501.88	0.00	29.48	0.25	2.02	989.55
7/4/2015 13:35:00	34.36	56.60	0.00	1108.13	0.00	343.96	0.75	2.77	988.05
7/4/2015 14:35:00	31.76	70.90	0.00	853.13	0.00	249.90	2.52	5.29	986.45
7/4/2015 15:35:00	33.26	62.40	0.00	334.38	0.00	64.58	0.50	2.27	985.95
7/4/2015 16:35:00	28.12	81.60	0.00	151.88	0.00	126.35	1.26	5.29	985.65
7/4/2015 17:35:00	28.17	78.50	0.00	124.38	0.00	103.89	1.26	3.02	986.05
7/4/2015 18:35:00	27.31	80.10	0.00	1.88	0.00	108.10	0.00	1.51	986.95
7/4/2015 19:35:00	26.60	88.30	0.00	0.63	0.00	213.40	0.00	1.26	987.55
7/4/2015 20:35:00	26.01	90.70	0.00	0.63	0.00	261.13	0.50	2.52	988.35
7/4/2015 21:35:00	25.16	96.20	0.00	0.63	0.00	102.49	0.25	1.51	988.55
7/4/2015 22:35:00	24.82	95.50	0.00	0.63	0.00	102.49	0.00	0.75	989.35
7/4/2015 23:35:00	24.82	95.40	0.00	0.63	0.00	189.53	0.00	0.50	989.55
8/4/2015 0:35:00	24.22	98.10	0.00	0.63	0.00	188.13	0.00	0.75	989.05
8/4/2015 1:35:00	24.90	94.40	0.00	0.63	0.00	189.53	0.00	0.75	988.35
8/4/2015 2:35:00	23.78	98.50	0.00	0.63	0.00	30.89	0.00	0.00	988.45
8/4/2015 3:35:00	23.78	98.60	0.00	0.63	0.00	60.37	0.00	0.00	988.25
8/4/2015 4:35:00	23.47	100.00	0.00	0.63	0.00	276.57	0.00	0.50	988.15
8/4/2015 5:35:00	23.42	100.00	0.00	0.63	0.00	148.82	0.00	0.75	988.45

Visto por:		Elaborado por:			Rev.: 001 26/01/15 Página 44
Thiago Millani Coordenador	Juhei Muramoto Gestor	Felipe de Almeida Meteorologista	Tatiana Pilachevsky Geógrafa		


Data - hora (Horário oficial de Brasília)	Tempera- tura (°C)	UR (%)	Precipitação (mm)	Radiação Solar (W/m ²)	Nível do Tanque classe A (mm)	Direção do Vento (Graus)	Velocidade do Vento (m/s)	Velocidade de Rajada (m/s)	Pressão (mbar)
8/4/2015 6:35:00	23.33	100.00	0.00	0.63	0.00	124.95	0.00	1.01	989.05
8/4/2015 7:35:00	24.32	98.20	0.00	120.63	0.00	124.95	0.00	0.75	989.65
8/4/2015 8:35:00	25.33	95.60	0.00	255.63	0.00	92.66	0.00	1.26	990.55
8/4/2015 9:35:00	26.89	89.80	0.00	270.63	0.00	91.25	0.00	1.26	991.45
8/4/2015 10:35:00	31.05	74.70	0.00	851.88	0.00	50.54	0.25	2.77	991.45
8/4/2015 11:35:00	30.37	72.40	0.00	335.63	0.00	339.75	0.25	2.02	991.25
8/4/2015 12:35:00	31.43	69.70	0.00	454.38	0.00	345.36	1.01	4.28	990.05
8/4/2015 13:35:00	29.99	68.60	0.00	415.63	0.00	252.71	2.77	4.78	989.25
8/4/2015 14:35:00	32.17	63.60	0.00	868.13	0.00	263.94	1.51	4.53	987.55
8/4/2015 15:35:00	24.77	96.80	3.00	30.63	0.00	270.96	3.53	6.04	987.65
8/4/2015 16:35:00	25.14	95.50	6.20	186.88	0.00	231.65	1.01	3.27	986.45
8/4/2015 17:35:00	25.87	90.00	0.00	166.88	0.00	131.97	0.25	1.76	986.65
8/4/2015 18:35:00	25.35	94.40	0.00	11.88	0.00	71.60	0.25	2.27	986.95
8/4/2015 19:35:00	25.07	96.90	0.00	0.63	0.00	254.11	1.51	3.27	987.55
8/4/2015 20:35:00	24.77	96.70	0.00	0.63	0.00	255.51	0.50	1.26	988.25
8/4/2015 21:35:00	24.60	97.80	0.00	0.63	0.00	255.51	0.00	0.75	989.05
8/4/2015 22:35:00	24.34	98.70	0.00	0.63	0.00	255.51	0.00	0.00	989.85
8/4/2015 23:35:00	23.83	98.20	0.00	0.63	0.00	254.11	0.00	0.50	989.95
9/4/2015 0:35:00	23.64	98.70	0.00	0.63	0.00	254.11	0.00	0.50	989.65
9/4/2015 1:35:00	23.33	99.90	0.00	0.63	0.00	255.51	0.00	0.00	989.75
9/4/2015 2:35:00	23.14	100.00	0.00	0.63	0.00	254.11	0.00	1.01	989.35
9/4/2015 3:35:00	23.52	100.00	0.00	0.63	0.00	254.11	0.00	0.50	989.35
9/4/2015 4:35:00	23.71	100.00	0.00	0.63	0.00	254.11	0.00	0.50	988.95
9/4/2015 5:35:00	23.71	100.00	0.00	0.63	0.00	255.51	0.00	0.25	989.25
9/4/2015 6:35:00	23.57	100.00	0.00	0.63	0.00	255.51	0.00	0.50	989.35
9/4/2015 7:35:00	23.78	100.00	0.00	26.88	0.00	255.51	0.00	0.50	990.85
9/4/2015 8:35:00	24.32	99.80	0.00	144.38	0.00	254.11	0.00	1.26	991.25
9/4/2015 9:35:00	26.21	91.60	0.00	316.88	0.00	82.83	0.25	2.02	991.55
9/4/2015 10:35:00	27.48	87.20	0.00	374.38	0.00	248.49	1.26	3.27	990.95
9/4/2015 11:35:00	29.59	74.90	0.00	839.38	0.00	144.60	0.50	3.27	991.15
9/4/2015 12:35:00	28.20	86.10	0.20	341.88	0.00	92.66	1.26	3.53	990.75

Visto por:		Elaborado por:			Rev.: 001 26/01/15 Página 45
Thiago Millani Coordenador	Juhei Muramoto Gestor	Felipe de Almeida Meteorologista	Tatiana Pilachevsky Geógrafa		


Data - hora (Horário oficial de Brasília)	Tempera- tura (°C)	UR (%)	Precipitação (mm)	Radiação Solar (W/m ²)	Nível do Tanque classe A (mm)	Direção do Vento (Graus)	Velocidade do Vento (m/s)	Velocidade de Rajada (m/s)	Pressão (mbar)
9/4/2015 13:35:00	26.50	91.60	4.40	893.13	0.00	176.89	0.50	5.29	989.95
9/4/2015 14:35:00	28.84	80.80	0.00	1083.13	0.00	147.41	0.75	3.27	988.45
9/4/2015 15:35:00	28.12	78.90	0.00	323.13	0.00	119.33	1.01	5.79	987.85
9/4/2015 16:35:00	29.97	70.70	0.00	713.13	0.00	130.57	0.50	3.02	987.15
9/4/2015 17:35:00	26.43	91.30	0.00	84.38	0.00	105.29	0.00	3.53	987.45
9/4/2015 18:35:00	26.11	94.80	0.00	8.13	0.00	289.21	0.00	2.27	987.85
9/4/2015 19:35:00	24.99	95.30	0.00	0.63	0.00	290.61	0.00	0.75	987.55
9/4/2015 20:35:00	24.80	96.40	0.00	0.63	0.00	289.21	0.00	0.50	987.55
9/4/2015 21:35:00	24.97	97.80	0.00	0.63	0.00	290.61	0.00	0.25	988.45
9/4/2015 22:35:00	24.80	98.20	0.00	0.63	0.00	287.80	0.25	2.27	989.95
9/4/2015 23:35:00	24.75	98.90	0.00	0.63	0.00	235.86	0.00	2.77	990.45
10/4/2015 0:10:00	24.39	100.00	0.00	0.63	159.56	4.21	0.00	1.76	990.40
10/4/2015 1:10:00	24.03	100.00	0.00	0.63	158.33	71.60	0.25	1.51	989.90
10/4/2015 2:10:00	23.91	100.00	0.00	0.63	159.87	70.20	0.00	0.25	989.40
10/4/2015 3:10:00	23.71	100.00	0.40	0.63	158.03	9.83	0.00	1.51	989.40
10/4/2015 4:10:00	23.88	100.00	0.00	0.63	158.95	67.39	0.00	1.01	989.20
10/4/2015 5:10:00	23.71	100.00	0.00	0.63	158.33	144.60	0.00	1.51	989.60
10/4/2015 6:10:00	23.74	100.00	0.00	0.63	158.64	320.09	0.00	0.76	990.60
10/4/2015 7:10:00	24.41	99.90	0.00	61.88	157.72	331.33	0.00	0.76	991.20
10/4/2015 8:10:00	24.94	94.60	0.20	89.38	158.33	155.84	0.25	1.51	992.30
10/4/2015 9:10:00	24.12	93.50	0.80	314.38	160.17	242.88	0.00	4.78	992.20
10/4/2015 10:10:00	27.75	85.70	0.00	738.13	161.95	240.07	1.01	2.77	992.10
10/4/2015 11:10:00	29.22	79.70	0.00	778.13	163.79	219.01	0.76	2.02	991.50
10/4/2015 12:10:00	31.48	71.90	0.00	875.63	165.57	275.17	0.50	2.27	991.00
10/4/2015 13:10:00	29.46	82.70	0.00	628.13	164.09	349.58	1.51	3.53	989.80
10/4/2015 14:10:00	30.14	76.40	0.00	559.38	164.09	346.77	0.50	2.77	988.70
10/4/2015 15:10:00	31.82	70.50	0.00	635.63	166.18	320.09	0.00	2.77	984.30
10/4/2015 16:10:00	28.05	87.80	0.00	21.88	161.95	102.49	0.00	2.52	987.40
10/4/2015 17:10:00	26.79	92.10	0.00	3.13	161.64	60.37	0.25	1.76	987.70
10/4/2015 18:10:00	24.94	96.80	0.20	0.63	160.72	88.45	0.25	3.53	988.20
10/4/2015 19:10:00	24.80	97.60	0.00	0.63	160.17	91.26	0.00	0.25	988.90

Visto por:		Elaborado por:			Rev.: 001 26/01/15 Página 46
Thiago Millani Coordenador	Juhei Muramoto Gestor	Felipe de Almeida Meteorologista	Tatiana Pilachevsky Geógrafa		


Data - hora (Horário oficial de Brasília)	Tempera- tura (°C)	UR (%)	Precipitação (mm)	Radiação Solar (W/m ²)	Nível do Tanque classe A (mm)	Direção do Vento (Graus)	Velocidade do Vento (m/s)	Velocidade de Rajada (m/s)	Pressão (mbar)
10/4/2015 20:10:00	24.51	98.40	0.00	0.63	160.17	60.37	0.00	0.00	990.10
10/4/2015 21:10:00	24.36	98.80	0.00	0.63	158.64	61.77	0.00	0.00	991.00
10/4/2015 22:10:00	24.51	97.30	0.00	0.63	158.64	28.08	0.00	0.00	991.50
10/4/2015 23:10:00	24.12	96.60	0.00	0.63	158.03	51.95	0.00	0.00	991.50
11/4/2015 0:10:00	23.71	99.00	0.00	0.63	157.11	92.66	0.00	0.00	990.80
11/4/2015 1:10:00	24.15	97.60	0.00	0.63	156.25	124.95	0.00	0.00	990.30
11/4/2015 2:10:00	23.50	99.50	0.00	0.63	155.64	44.93	0.00	0.00	989.60
11/4/2015 3:10:00	23.26	99.80	0.00	0.63	156.25	108.10	0.00	0.00	988.90
11/4/2015 4:10:00	23.62	99.30	0.00	0.63	155.02	117.93	0.00	0.00	989.60
11/4/2015 5:10:00	23.93	98.40	0.00	0.63	155.02	115.12	0.00	0.00	990.30
11/4/2015 6:10:00	23.62	99.50	0.00	13.13	154.11	51.95	0.00	0.00	990.20
11/4/2015 7:10:00	24.82	97.20	0.00	108.13	155.02	102.49	0.00	0.00	991.10
11/4/2015 8:10:00	28.00	88.10	0.00	366.88	155.94	339.75	0.00	0.00	991.50
11/4/2015 9:10:00	27.83	85.70	0.00	581.88	158.03	240.07	0.00	0.00	991.60
11/4/2015 10:10:00	27.73	84.60	0.00	301.88	158.03	58.97	0.76	3.27	991.90
11/4/2015 11:10:00	28.99	79.40	0.00	669.38	157.41	12.64	0.76	3.02	991.60
11/4/2015 12:10:00	31.03	72.50	0.00	1223.13	160.72	356.60	1.01	4.03	990.80
11/4/2015 13:10:00	32.10	71.30	0.00	281.88	161.95	261.13	1.26	3.27	989.70
11/4/2015 14:10:00	31.74	69.90	0.00	344.38	164.71	261.13	1.01	3.78	988.60
11/4/2015 15:10:00	28.32	76.10	0.00	171.88	160.48	342.56	2.77	6.80	987.40
11/4/2015 16:10:00	26.97	83.10	0.00	135.63	158.64	14.04	0.76	5.04	987.30
11/4/2015 17:10:00	26.67	87.50	0.00	36.88	157.11	270.96	0.50	2.02	987.40
11/4/2015 18:10:00	26.28	88.00	0.00	0.63	157.41	189.53	0.00	1.51	987.70
11/4/2015 19:10:00	25.26	94.00	0.00	0.63	156.25	70.20	0.00	0.00	988.50
11/4/2015 20:10:00	24.70	95.00	0.00	0.63	155.64	92.66	0.00	0.00	989.30
11/4/2015 21:10:00	24.46	96.70	0.00	0.63	155.64	87.04	0.00	0.00	990.00
11/4/2015 22:10:00	24.15	97.90	0.00	0.63	154.41	356.60	0.00	0.00	990.20
11/4/2015 23:10:00	23.91	99.00	0.00	0.63	152.57	92.66	0.00	0.00	990.60
12/4/2015 0:10:00	23.88	99.30	0.00	0.63	152.57	32.29	0.00	0.00	990.40
12/4/2015 1:10:00	24.05	99.50	0.00	0.63	151.41	60.37	0.00	0.00	989.80
12/4/2015 2:10:00	23.40	100.00	0.00	0.63	151.10	328.52	0.00	0.00	989.40

Visto por:		Elaborado por:			Rev.: 001 26/01/15 Página 47
Thiago Millani Coordenador	Juhei Muramoto Gestor	Felipe de Almeida Meteorologista	Tatiana Pilachevsky Geógrafa		


Data - hora (Horário oficial de Brasília)	Tempera- tura (°C)	UR (%)	Precipitação (mm)	Radiação Solar (W/m ²)	Nível do Tanque classe A (mm)	Direção do Vento (Graus)	Velocidade do Vento (m/s)	Velocidade de Rajada (m/s)	Pressão (mbar)
12/4/2015 3:10:00	23.47	100.00	0.00	0.63	151.72	332.73	0.00	0.00	989.40
12/4/2015 4:10:00	23.30	100.00	0.00	0.63	151.10	353.79	0.00	0.00	989.40
12/4/2015 5:10:00	23.18	100.00	0.00	0.63	151.10	328.52	0.00	0.00	989.50
12/4/2015 6:10:00	23.04	100.00	0.00	0.63	150.49	329.92	0.00	0.00	990.10
12/4/2015 7:10:00	23.57	100.00	0.00	110.63	151.10	335.54	0.00	0.00	991.10
12/4/2015 8:10:00	25.62	97.40	0.00	153.13	151.96	320.09	0.00	0.00	991.90
12/4/2015 9:10:00	25.53	93.90	0.00	250.63	152.57	73.00	0.50	3.02	992.30
12/4/2015 10:10:00	27.26	88.20	0.00	418.13	152.57	265.34	0.00	2.77	992.30
12/4/2015 11:10:00	28.37	84.10	0.00	829.38	156.25	217.61	0.76	3.02	991.50
12/4/2015 12:10:00	30.27	77.30	0.00	465.63	156.25	248.49	0.50	3.27	990.70
12/4/2015 13:10:00	31.64	71.30	0.00	991.88	155.94	282.19	0.25	2.77	989.30
12/4/2015 14:10:00	32.67	66.70	0.00	548.13	158.33	318.69	1.01	3.02	988.30
12/4/2015 15:10:00	31.89	67.20	0.00	471.88	158.95	286.40	0.76	3.27	984.80
12/4/2015 16:10:00	30.70	74.10	0.00	419.38	0.00	77.22	1.51	3.53	986.00
12/4/2015 17:10:00	31.59	72.40	0.00	206.88	0.00	336.94	0.25	3.27	986.10
12/4/2015 18:10:00	27.90	89.00	0.00	0.63	0.00	77.22	0.25	2.77	986.50
12/4/2015 19:10:00	26.23	93.10	0.00	0.63	152.88	94.06	0.00	0.76	987.10
12/4/2015 20:10:00	25.53	94.00	0.00	0.63	152.88	73.00	0.00	0.00	988.60
12/4/2015 21:10:00	25.14	93.80	0.00	0.63	150.49	82.83	0.00	0.00	989.30
12/4/2015 22:10:00	25.55	94.70	0.00	0.63	149.88	178.30	0.00	0.00	990.70
12/4/2015 23:10:00	25.67	94.20	0.00	0.63	149.57	157.24	0.00	0.00	990.80
13/4/2015 0:10:00	25.19	96.80	0.00	0.63	148.65	138.99	0.00	0.00	990.60
13/4/2015 1:10:00	24.90	97.40	0.00	0.63	147.49	73.00	0.00	0.50	990.30
13/4/2015 2:10:00	24.51	100.00	3.00	0.63	150.18	301.84	0.00	0.50	989.70
13/4/2015 3:10:00	24.32	100.00	5.40	0.63	155.64	136.18	0.00	0.76	989.40
13/4/2015 4:10:00	24.10	99.50	0.00	0.63	155.94	68.79	0.00	0.25	989.10
13/4/2015 5:10:00	23.74	99.10	0.00	0.63	154.41	219.01	0.00	0.50	989.80
13/4/2015 6:10:00	23.57	99.90	0.00	0.63	154.72	103.89	0.00	0.25	991.20
13/4/2015 7:10:00	23.86	99.80	0.00	89.38	155.33	74.41	0.00	0.00	992.10
13/4/2015 8:10:00	26.65	90.90	0.00	309.38	155.33	335.54	0.00	0.00	992.60
13/4/2015 9:10:00	27.68	84.00	0.00	361.88	157.41	64.58	0.00	0.50	993.70

Visto por:		Elaborado por:			Rev.: 001 26/01/15 Página 48
Thiago Millani Coordenador	Juhei Muramoto Gestor	Felipe de Almeida Meteorologista	Tatiana Pilachevsky Geógrafa		


Data - hora (Horário oficial de Brasília)	Tempera- tura (°C)	UR (%)	Precipitação (mm)	Radiação Solar (W/m ²)	Nível do Tanque classe A (mm)	Direção do Vento (Graus)	Velocidade do Vento (m/s)	Velocidade de Rajada (m/s)	Pressão (mbar)
13/4/2015 10:10:00	27.48	84.30	0.00	215.63	155.94	112.31	1.01	3.53	994.30
13/4/2015 11:10:00	28.22	85.30	0.20	1003.13	159.87	158.64	1.01	5.79	992.70
13/4/2015 12:10:00	28.49	81.50	0.00	360.63	161.03	206.38	1.26	5.79	992.00
13/4/2015 13:10:00	28.92	76.40	0.00	580.63	160.48	78.62	1.76	6.30	991.90
13/4/2015 14:10:00	28.89	78.60	0.00	636.88	160.48	77.22	1.76	4.53	990.80
13/4/2015 15:10:00	28.94	78.10	0.00	149.38	158.64	84.24	1.01	5.04	990.00
13/4/2015 16:10:00	26.04	89.20	0.00	113.13	156.80	71.60	0.50	5.54	987.60
13/4/2015 17:10:00	25.33	94.20	0.00	49.38	157.11	349.58	1.26	3.02	986.80
13/4/2015 18:10:00	24.56	95.90	0.00	0.63	154.11	19.66	1.26	3.02	987.50
13/4/2015 19:10:00	24.10	96.00	0.00	0.63	153.80	71.60	1.76	4.78	988.80
13/4/2015 20:10:00	23.83	97.50	0.00	0.63	153.49	80.02	0.00	2.77	990.60
13/4/2015 21:10:00	23.47	98.40	0.00	0.63	151.72	58.97	0.00	1.01	991.40
13/4/2015 22:10:00	23.55	98.50	0.00	0.63	151.72	74.41	0.00	1.01	991.60
13/4/2015 23:10:00	23.26	99.60	0.00	0.63	150.18	26.68	0.00	1.76	991.80
14/4/2015 0:10:00	23.18	99.30	0.00	0.63	151.10	70.20	0.00	2.02	991.20
14/4/2015 1:10:00	23.28	99.30	0.00	0.63	151.41	123.55	0.00	0.50	990.30
14/4/2015 2:10:00	22.85	100.00	0.00	0.63	149.57	18.25	0.76	2.27	989.70
14/4/2015 3:10:00	22.99	100.00	0.00	0.63	149.88	11.23	0.25	1.76	989.70
14/4/2015 4:10:00	22.66	100.00	0.00	0.63	150.18	40.71	0.76	2.27	989.90
14/4/2015 5:10:00	22.68	100.00	0.00	0.63	149.88	68.79	0.00	2.02	990.00
14/4/2015 6:10:00	22.68	100.00	0.00	1.88	149.57	46.33	0.00	1.51	990.80
14/4/2015 7:10:00	23.47	98.80	0.00	133.13	150.18	56.16	0.00	1.51	991.70
14/4/2015 8:10:00	25.50	92.90	0.00	375.63	150.80	60.37	0.00	1.76	992.70
14/4/2015 9:10:00	27.16	88.70	0.00	526.88	151.10	18.25	0.25	2.02	993.10
14/4/2015 10:10:00	28.74	83.30	0.00	470.63	155.02	37.91	0.76	2.27	992.70
14/4/2015 11:10:00	30.29	75.40	0.00	950.63	157.72	32.29	1.01	3.78	992.60
14/4/2015 12:10:00	30.22	74.20	0.00	1011.88	157.11	251.30	1.26	3.27	991.20
14/4/2015 13:10:00	32.56	67.60	0.00	926.88	160.72	270.96	0.76	3.27	989.70
14/4/2015 14:10:00	33.08	63.00	0.00	711.88	159.25	241.48	1.01	3.02	984.70
14/4/2015 15:10:00	33.26	60.60	0.00	300.63	159.25	283.59	1.01	3.02	987.60
14/4/2015 16:10:00	31.87	63.20	0.00	153.13	0.00	283.59	0.50	2.02	986.90

Visto por:		Elaborado por:			Rev.: 001 26/01/15 Página 49
Thiago Millani Coordenador	Juhei Muramoto Gestor	Felipe de Almeida Meteorologista	Tatiana Pilachevsky Geógrafa		


Data - hora (Horário oficial de Brasília)	Tempera- tura (°C)	UR (%)	Precipitação (mm)	Radiação Solar (W/m ²)	Nível do Tanque classe A (mm)	Direção do Vento (Graus)	Velocidade do Vento (m/s)	Velocidade de Rajada (m/s)	Pressão (mbar)
14/4/2015 17:10:00	28.15	83.60	0.00	66.88	0.00	81.43	0.50	1.76	987.10
14/4/2015 18:10:00	27.01	90.10	0.00	0.63	0.00	101.08	0.25	1.51	988.80
14/4/2015 19:10:00	26.33	91.00	0.00	0.63	0.00	46.33	0.25	1.51	987.90
14/4/2015 20:10:00	25.96	93.80	0.00	0.63	0.00	49.14	0.25	1.76	988.90
14/4/2015 21:10:00	25.53	95.90	0.00	0.63	0.00	46.33	0.00	1.76	990.00
14/4/2015 22:10:00	25.19	97.10	0.00	0.63	0.00	44.93	0.00	1.01	990.40
14/4/2015 23:10:00	25.04	96.90	0.00	0.63	147.73	44.93	0.50	2.02	990.50
15/4/2015 0:10:00	24.70	97.10	0.00	0.63	147.18	37.91	0.00	2.02	990.00
15/4/2015 1:10:00	24.34	98.10	0.00	0.63	145.65	33.69	0.00	1.01	989.60
15/4/2015 2:10:00	24.51	97.50	0.00	0.63	146.87	29.48	0.00	1.01	989.60
15/4/2015 3:10:00	24.27	98.00	0.00	0.63	145.34	22.46	0.00	1.01	989.10
15/4/2015 4:10:00	23.83	99.40	0.00	0.63	146.26	32.29	0.00	1.51	988.60
15/4/2015 5:10:00	23.45	99.30	0.00	0.63	145.04	87.04	0.25	1.26	988.90
15/4/2015 6:10:00	23.30	99.40	0.00	1.88	143.81	71.60	0.00	1.01	989.50
15/4/2015 7:10:00	24.44	97.20	0.00	100.63	144.73	61.77	0.00	1.76	990.40
15/4/2015 8:10:00	28.54	81.50	0.00	380.63	145.04	335.54	0.00	1.01	991.30
15/4/2015 9:10:00	28.62	76.40	0.00	549.38	148.34	15.44	0.76	2.02	992.00
15/4/2015 10:10:00	30.34	71.10	0.00	716.88	149.26	329.92	2.02	4.53	992.00
15/4/2015 11:10:00	31.59	66.30	0.00	836.88	152.27	345.37	1.51	4.78	991.30
15/4/2015 12:10:00	32.54	62.90	0.00	280.63	152.27	338.35	2.02	4.78	990.00
15/4/2015 13:10:00	31.51	65.00	0.00	384.38	150.49	11.23	1.51	4.78	989.70
15/4/2015 14:10:00	33.63	62.40	0.00	723.13	0.00	282.19	1.01	5.04	987.30
15/4/2015 15:10:00	31.03	69.70	0.00	239.38	0.00	8.42	1.01	3.02	986.00
15/4/2015 16:10:00	28.25	71.60	0.00	270.63	0.00	8.42	1.01	7.81	985.80
15/4/2015 17:10:00	28.97	74.40	0.00	109.38	0.00	126.35	0.00	2.02	985.20
15/4/2015 18:10:00	26.55	86.70	0.00	0.63	0.00	64.58	0.50	1.76	986.10
15/4/2015 19:10:00	25.82	89.10	0.00	0.63	0.00	75.81	1.51	4.28	986.80
15/4/2015 20:10:00	25.19	92.70	0.00	0.63	0.00	80.02	0.00	2.52	988.00
15/4/2015 21:10:00	25.28	93.70	0.00	0.63	0.00	103.89	0.00	1.76	989.10
15/4/2015 22:10:00	24.85	95.40	0.00	0.63	140.81	70.20	0.25	1.26	989.80
15/4/2015 23:10:00	24.73	95.80	0.00	0.63	141.42	75.81	0.25	1.51	989.70

Visto por:		Elaborado por:			Rev.: 001 26/01/15 Página 50
Thiago Millani Coordenador	Juhei Muramoto Gestor	Felipe de Almeida Meteorologista	Tatiana Pilachevsky Geógrafa		


Data - hora (Horário oficial de Brasília)	Tempera- tura (°C)	UR (%)	Precipitação (mm)	Radiação Solar (W/m ²)	Nível do Tanque classe A (mm)	Direção do Vento (Graus)	Velocidade do Vento (m/s)	Velocidade de Rajada (m/s)	Pressão (mbar)
16/4/2015 0:10:00	24.15	96.90	0.00	0.63	140.81	84.24	0.25	1.51	989.70
16/4/2015 1:10:00	24.53	97.00	0.00	0.63	139.58	70.20	0.50	1.51	989.20
16/4/2015 2:10:00	24.82	96.40	0.00	0.63	139.27	175.49	0.25	2.77	989.30
16/4/2015 3:10:00	22.92	98.30	3.60	0.63	142.34	64.58	1.51	5.04	989.30
16/4/2015 4:10:00	22.97	99.30	2.60	0.63	145.65	331.33	0.00	3.02	989.10
16/4/2015 5:10:00	23.14	100.00	3.20	0.63	147.49	7.02	0.00	1.76	989.20
16/4/2015 6:10:00	23.30	100.00	0.00	0.63	147.18	18.25	0.25	1.51	989.70
16/4/2015 7:10:00	23.45	99.40	0.00	49.38	148.04	29.48	0.76	1.76	991.00
16/4/2015 8:10:00	22.49	99.60	5.80	31.88	152.27	336.94	0.00	3.02	992.00
16/4/2015 9:10:00	23.16	98.00	3.60	135.63	156.25	49.14	0.00	1.51	992.50
16/4/2015 10:10:00	24.70	95.30	0.20	286.88	157.72	209.18	0.25	1.76	992.80
16/4/2015 11:10:00	23.88	97.10	3.80	234.38	161.95	219.01	0.50	2.52	992.60
16/4/2015 12:10:00	25.62	93.30	0.40	354.38	162.26	251.30	0.00	1.76	991.70
16/4/2015 13:10:00	26.87	86.80	0.00	353.13	163.79	238.67	0.76	3.02	990.10
16/4/2015 14:10:00	27.78	84.30	0.00	489.38	166.18	169.88	0.25	3.27	988.60
16/4/2015 15:10:00	29.32	79.40	0.00	604.38	167.10	36.50	1.01	6.04	987.10
16/4/2015 16:10:00	27.75	82.20	0.00	301.88	166.79	77.22	1.01	5.54	985.60
16/4/2015 17:10:00	26.79	89.90	0.00	74.38	165.57	51.95	0.50	2.27	985.00
16/4/2015 18:10:00	25.31	93.10	0.00	0.63	163.79	82.83	2.02	3.53	985.40
16/4/2015 19:10:00	24.63	94.50	0.00	0.63	161.34	84.24	2.27	4.03	986.70
16/4/2015 20:10:00	24.34	96.30	0.00	0.63	161.34	71.60	1.76	4.78	988.40
16/4/2015 21:10:00	24.05	97.20	0.00	0.63	160.48	231.65	0.00	3.02	989.10
16/4/2015 22:10:00	23.79	98.80	0.00	0.63	161.03	75.81	0.00	0.76	990.20
16/4/2015 23:10:00	23.81	99.50	0.00	0.63	159.87	75.81	0.00	0.00	990.80
17/4/2015 0:10:00	23.57	99.20	0.00	0.63	159.25	355.19	0.00	0.76	991.00
17/4/2015 1:10:00	23.21	99.50	0.00	0.63	159.87	22.46	0.00	0.76	990.40
17/4/2015 2:10:00	23.16	100.00	0.00	0.63	159.87	57.56	0.00	0.00	989.60
17/4/2015 3:10:00	23.14	100.00	0.00	0.63	158.64	70.20	0.00	1.76	988.90
17/4/2015 4:10:00	22.82	100.00	0.00	0.63	158.03	68.79	0.00	1.01	988.90
17/4/2015 5:10:00	22.87	100.00	0.00	0.63	158.64	154.43	0.00	1.76	989.10
17/4/2015 6:10:00	22.82	100.00	0.00	0.63	157.11	0.00	0.00	0.76	989.50

Visto por:		Elaborado por:			Rev.: 001 26/01/15 Página 51
Thiago Millani Coordenador	Juhei Muramoto Gestor	Felipe de Almeida Meteorologista	Tatiana Pilachevsky Geógrafa		


Data - hora (Horário oficial de Brasília)	Tempera- tura (°C)	UR (%)	Precipitação (mm)	Radiação Solar (W/m ²)	Nível do Tanque classe A (mm)	Direção do Vento (Graus)	Velocidade do Vento (m/s)	Velocidade de Rajada (m/s)	Pressão (mbar)
17/4/2015 7:10:00	23.23	99.60	0.00	51.88	157.72	341.15	0.00	0.76	990.50
17/4/2015 8:10:00	24.77	95.60	0.00	219.38	158.03	33.69	0.00	1.51	991.20
17/4/2015 9:10:00	26.48	89.70	0.00	351.88	158.95	349.58	0.00	1.01	992.00
17/4/2015 10:10:00	27.09	84.50	0.00	526.88	159.87	150.22	0.76	3.78	992.30
17/4/2015 11:10:00	27.73	81.10	0.00	544.38	163.18	73.00	1.01	4.03	991.70
17/4/2015 12:10:00	28.89	79.00	0.00	983.13	163.48	254.11	1.26	3.27	990.90
17/4/2015 13:10:00	30.95	74.70	0.00	876.88	163.79	234.46	1.01	3.02	989.20
17/4/2015 14:10:00	31.28	68.50	0.00	686.88	164.09	233.05	1.01	3.02	988.30
17/4/2015 15:10:00	32.43	64.00	0.00	569.38	165.26	161.45	0.25	3.27	987.10
17/4/2015 16:10:00	34.05	62.20	0.00	470.63	0.00	304.65	0.50	2.02	986.80
17/4/2015 17:10:00	31.54	65.50	0.00	174.38	0.00	95.47	0.50	2.77	986.50
17/4/2015 18:10:00	27.33	89.50	0.00	6.88	0.00	67.39	0.50	1.51	984.30
17/4/2015 19:10:00	25.84	93.00	0.00	0.63	0.00	84.24	0.25	1.76	987.10
17/4/2015 20:10:00	25.21	95.10	0.00	0.63	0.00	60.37	0.00	1.26	988.10
17/4/2015 21:10:00	24.94	95.50	0.00	0.63	0.00	54.75	0.00	2.02	989.00
17/4/2015 22:10:00	25.04	96.70	0.00	0.63	0.00	70.20	0.00	0.76	989.60
17/4/2015 23:10:00	24.82	98.10	0.00	0.63	0.00	314.48	0.25	1.51	989.40
18/4/2015 0:10:00	24.61	98.10	0.00	0.63	157.72	84.24	0.50	1.01	989.40
18/4/2015 1:10:00	24.29	98.70	0.00	0.63	156.25	84.24	0.00	1.51	988.90
18/4/2015 2:10:00	23.95	99.20	0.00	0.63	156.50	81.43	0.00	1.51	988.30
18/4/2015 3:10:00	23.86	99.90	0.00	0.63	155.33	355.19	0.00	1.51	988.70
18/4/2015 4:10:00	23.69	100.00	0.00	0.63	155.02	352.38	0.50	1.51	989.10
18/4/2015 5:10:00	23.52	100.00	0.00	0.63	155.33	356.60	0.00	1.76	989.40
18/4/2015 6:10:00	23.23	100.00	0.00	1.88	155.02	7.02	0.25	1.26	990.40
18/4/2015 7:10:00	24.24	100.00	0.00	178.13	154.72	30.89	0.50	1.76	991.30
18/4/2015 8:10:00	27.09	91.10	0.00	381.88	155.64	356.60	0.25	1.51	991.80
18/4/2015 9:10:00	29.04	83.90	0.00	554.38	158.33	202.17	0.25	2.02	992.40
18/4/2015 10:10:00	28.89	79.30	0.00	628.13	158.95	228.84	1.26	3.02	992.30
18/4/2015 11:10:00	29.62	77.10	0.00	194.38	159.87	248.49	1.76	3.78	991.40
18/4/2015 12:10:00	32.10	68.40	0.00	959.38	161.64	109.51	1.01	5.54	990.10
18/4/2015 13:10:00	32.48	65.30	0.00	429.38	162.26	200.76	0.76	4.03	989.10

Visto por:		Elaborado por:			Rev.: 001 26/01/15 Página 52
Thiago Millani Coordenador	Juhei Muramoto Gestor	Felipe de Almeida Meteorologista	Tatiana Pilachevsky Geógrafa		


Data - hora (Horário oficial de Brasília)	Tempera- tura (°C)	UR (%)	Precipitação (mm)	Radiação Solar (W/m ²)	Nível do Tanque classe A (mm)	Direção do Vento (Graus)	Velocidade do Vento (m/s)	Velocidade de Rajada (m/s)	Pressão (mbar)
18/4/2015 14:10:00	32.12	66.00	0.00	823.13	0.00	203.57	1.26	4.03	987.80
18/4/2015 15:10:00	32.38	65.60	0.00	545.63	0.00	49.14	1.51	4.03	986.40
18/4/2015 16:10:00	32.90	60.10	0.00	358.13	0.00	73.00	1.51	3.78	986.10
18/4/2015 17:10:00	31.59	67.40	0.00	139.38	0.00	51.95	0.76	3.27	985.90
18/4/2015 18:10:00	27.16	88.80	0.00	0.63	0.00	73.00	1.01	1.76	985.90
18/4/2015 19:10:00	26.21	91.20	0.00	0.63	0.00	46.33	0.50	1.51	986.80
18/4/2015 20:10:00	25.57	92.00	0.00	0.63	154.11	44.93	0.00	1.76	988.10
18/4/2015 21:10:00	25.36	95.90	0.00	0.63	0.00	1.40	0.25	2.02	988.90
18/4/2015 22:10:00	25.19	97.50	0.00	0.63	0.00	1.40	0.00	1.26	989.10
18/4/2015 23:10:00	25.19	98.20	0.00	0.63	0.00	18.25	0.00	1.01	989.10
19/4/2015 0:10:00	24.75	97.90	0.00	0.63	150.80	40.71	0.25	1.26	988.90
19/4/2015 1:10:00	24.58	98.60	0.00	0.63	151.72	23.87	0.00	0.76	987.90
19/4/2015 2:10:00	24.17	99.50	0.00	0.63	150.18	356.60	0.25	1.51	987.80
19/4/2015 3:10:00	24.32	98.90	0.00	0.63	150.49	356.60	0.00	1.01	988.10
19/4/2015 4:10:00	24.32	98.80	0.00	0.63	150.18	49.14	0.00	1.01	988.10
19/4/2015 5:10:00	24.10	99.10	0.00	0.63	148.96	12.64	0.76	3.02	988.90
19/4/2015 6:10:00	23.93	97.70	0.20	1.88	150.49	283.59	0.50	3.27	989.20
19/4/2015 7:10:00	25.74	92.20	0.40	184.38	149.57	269.55	0.00	3.53	989.60
19/4/2015 8:10:00	26.21	92.80	0.20	438.13	150.18	9.83	1.51	3.02	990.60
19/4/2015 9:10:00	28.02	84.30	0.00	404.38	152.27	356.60	0.76	3.53	991.40
19/4/2015 10:10:00	28.42	84.00	0.00	436.88	152.88	11.23	1.51	4.03	991.50
19/4/2015 11:10:00	29.92	81.80	0.00	749.38	155.33	355.19	1.26	3.78	987.40
19/4/2015 12:10:00	29.67	83.10	0.00	476.88	154.72	343.96	1.26	3.78	989.50
19/4/2015 13:10:00	29.67	79.20	0.00	421.88	155.02	22.46	1.26	4.03	988.90
19/4/2015 14:10:00	30.22	77.40	0.00	459.38	155.64	265.34	0.25	3.27	987.30
19/4/2015 15:10:00	30.70	76.20	0.00	163.13	155.33	307.46	1.01	3.53	987.30
19/4/2015 16:10:00	29.82	74.90	0.00	318.13	0.00	353.79	1.26	4.78	986.20
19/4/2015 17:10:00	28.82	77.80	0.00	84.38	0.00	265.34	0.25	3.27	985.80
19/4/2015 18:10:00	26.65	87.50	0.00	0.63	149.88	23.87	0.76	2.27	986.10
19/4/2015 19:10:00	25.16	93.90	0.00	0.63	0.00	29.48	0.00	1.26	986.80
19/4/2015 20:10:00	24.94	95.70	0.00	0.63	0.00	29.48	0.25	1.26	988.20

Visto por:		Elaborado por:			Rev.: 001 26/01/15 Página 53
Thiago Millani Coordenador	Juhei Muramoto Gestor	Felipe de Almeida Meteorologista	Tatiana Pilachevsky Geógrafa		


Data - hora (Horário oficial de Brasília)	Tempera- tura (°C)	UR (%)	Precipitação (mm)	Radiação Solar (W/m ²)	Nível do Tanque classe A (mm)	Direção do Vento (Graus)	Velocidade do Vento (m/s)	Velocidade de Rajada (m/s)	Pressão (mbar)
19/4/2015 21:10:00	24.61	96.80	0.00	0.63	148.65	26.68	0.00	1.26	989.00
19/4/2015 22:10:00	24.07	97.30	0.00	0.63	147.49	23.87	0.00	1.51	989.60
19/4/2015 23:10:00	23.79	99.20	0.00	0.63	146.87	355.19	0.00	1.26	989.60
20/4/2015 0:10:00	23.64	99.70	0.00	0.63	146.57	339.75	0.00	1.26	989.30
20/4/2015 1:10:00	23.30	100.00	0.00	0.63	147.18	335.54	0.00	1.26	988.80
20/4/2015 2:10:00	23.11	100.00	0.00	0.63	145.65	341.15	0.00	1.26	988.50
20/4/2015 3:10:00	23.21	100.00	0.00	0.63	146.57	339.75	0.00	1.01	988.20
20/4/2015 4:10:00	23.04	100.00	0.00	0.63	145.04	339.75	0.00	0.76	988.20
20/4/2015 5:10:00	22.90	100.00	0.00	0.63	145.65	348.17	0.00	1.51	987.90
20/4/2015 6:10:00	23.18	100.00	0.00	0.63	144.12	355.19	0.00	0.76	988.60
20/4/2015 7:10:00	24.00	100.00	0.00	76.88	145.34	321.50	0.00	1.01	989.60
20/4/2015 8:10:00	25.79	94.90	0.00	226.88	147.18	304.65	0.00	1.26	990.10
20/4/2015 9:10:00	27.46	87.90	0.00	473.13	147.18	231.65	0.76	2.27	991.00
20/4/2015 10:10:00	28.39	83.20	0.00	306.88	148.04	235.86	1.26	2.77	991.10
20/4/2015 11:10:00	29.17	81.10	0.00	429.38	149.26	252.71	0.50	2.52	990.40
20/4/2015 12:10:00	29.49	82.40	0.00	234.38	150.49	279.38	0.25	2.02	989.30
20/4/2015 13:10:00	30.62	76.40	0.00	439.38	150.49	268.15	0.25	2.27	988.20
20/4/2015 14:10:00	30.82	73.60	0.00	409.38	150.18	311.67	0.50	2.52	987.30
20/4/2015 15:10:00	31.64	75.70	0.00	540.63	0.00	269.55	0.50	2.02	986.70
20/4/2015 16:10:00	30.12	79.60	0.00	179.38	149.26	33.69	0.50	3.78	986.40
20/4/2015 17:10:00	27.75	80.70	0.00	59.38	147.73	110.91	1.01	4.03	986.00
20/4/2015 18:10:00	26.33	92.00	0.00	0.63	145.95	160.05	0.50	3.02	986.60
20/4/2015 19:10:00	25.72	94.70	0.00	0.63	0.00	87.04	0.00	1.76	986.90
20/4/2015 20:10:00	25.45	96.30	0.00	0.63	0.00	16.85	0.25	2.02	987.40
20/4/2015 21:10:00	24.90	97.90	0.00	0.63	145.34	57.56	0.00	1.26	988.00
20/4/2015 22:10:00	24.73	99.00	0.00	0.63	144.73	57.56	0.00	0.50	988.60
20/4/2015 23:10:00	24.46	99.40	0.00	0.63	144.42	2.81	0.00	0.50	989.00
21/4/2015 0:10:00	24.51	99.90	0.00	0.63	143.50	15.44	0.00	0.76	989.10
21/4/2015 1:10:00	24.34	100.00	0.00	0.63	142.65	15.44	0.00	1.26	988.50
21/4/2015 2:10:00	24.03	100.00	0.00	0.63	142.95	9.83	0.00	0.00	988.10
21/4/2015 3:10:00	23.83	100.00	0.00	0.63	143.50	9.83	0.00	0.50	988.00

Visto por:		Elaborado por:			Rev.: 001 26/01/15 Página 54
Thiago Millani Coordenador	Juhei Muramoto Gestor	Felipe de Almeida Meteorologista	Tatiana Pilachevsky Geógrafa		


Data - hora (Horário oficial de Brasília)	Tempera- tura (°C)	UR (%)	Precipitação (mm)	Radiação Solar (W/m ²)	Nível do Tanque classe A (mm)	Direção do Vento (Graus)	Velocidade do Vento (m/s)	Velocidade de Rajada (m/s)	Pressão (mbar)
21/4/2015 4:10:00	23.83	100.00	0.00	0.63	142.34	9.83	0.00	0.00	988.10
21/4/2015 5:10:00	23.67	100.00	0.00	0.63	142.34	57.56	0.00	1.26	989.00
21/4/2015 6:10:00	23.57	100.00	0.00	1.88	141.73	19.66	0.25	1.76	989.20
21/4/2015 7:10:00	24.70	100.00	0.00	91.88	142.34	328.52	0.00	1.26	990.00
21/4/2015 8:10:00	27.88	91.10	0.00	273.13	143.81	314.48	0.00	1.76	990.60
21/4/2015 9:10:00	28.54	85.50	0.00	303.13	143.26	181.11	0.25	2.52	991.30
21/4/2015 10:10:00	31.23	80.00	0.00	805.63	146.87	237.26	0.25	2.02	991.60
21/4/2015 11:10:00	31.43	71.40	0.00	303.13	149.88	47.73	0.50	3.02	991.30
21/4/2015 12:10:00	32.20	70.60	0.00	941.88	149.88	263.94	1.01	3.02	989.80
21/4/2015 13:10:00	32.54	69.10	0.00	884.38	150.49	269.55	1.01	3.02	988.10
21/4/2015 14:10:00	33.29	62.80	0.00	308.13	0.00	256.92	1.26	3.78	987.20
21/4/2015 15:10:00	29.22	71.80	0.00	204.38	0.00	44.93	1.76	4.28	986.00
21/4/2015 16:10:00	31.43	69.40	0.00	349.38	0.00	349.58	0.25	4.03	985.50
21/4/2015 17:10:00	27.36	76.30	0.00	56.88	0.00	196.55	2.77	7.05	986.30
21/4/2015 18:10:00	26.38	82.30	0.00	0.63	0.00	96.87	1.26	4.03	986.40
21/4/2015 19:10:00	24.53	93.30	0.20	0.63	0.00	89.85	3.02	5.29	987.30
21/4/2015 20:10:00	24.65	94.10	0.20	0.63	0.00	91.26	0.50	6.04	987.60
21/4/2015 21:10:00	24.63	95.70	0.00	0.63	142.95	42.12	0.00	3.02	988.40
21/4/2015 22:10:00	24.10	98.50	0.00	0.63	139.58	71.60	0.00	1.51	989.20
21/4/2015 23:10:00	24.20	97.80	0.00	0.63	137.19	356.60	0.00	1.26	989.50
22/4/2015 0:10:00	24.05	96.90	0.00	0.63	138.11	68.79	1.01	2.52	989.60
22/4/2015 1:10:00	24.10	96.90	0.00	0.63	136.58	328.52	0.00	1.76	989.30
22/4/2015 2:10:00	23.81	97.90	0.20	0.63	137.19	19.66	0.25	2.77	989.10
22/4/2015 3:10:00	23.55	97.70	0.60	0.63	137.50	58.97	1.01	3.78	989.50
22/4/2015 4:10:00	22.87	100.00	8.40	0.63	143.81	35.10	1.26	3.53	990.20
22/4/2015 5:10:00	22.78	100.00	6.20	0.63	150.49	51.95	0.00	2.52	990.30
22/4/2015 6:10:00	22.61	100.00	2.80	1.88	152.27	78.62	0.00	2.02	990.60
22/4/2015 7:10:00	23.28	99.10	0.40	68.13	152.57	182.51	0.50	1.76	990.30
22/4/2015 8:10:00	26.60	89.30	0.00	326.88	154.41	329.92	0.00	1.51	990.60
22/4/2015 9:10:00	27.06	87.10	0.00	723.13	155.64	234.46	0.76	2.02	991.80
22/4/2015 10:10:00	28.94	79.00	0.00	683.13	157.11	237.26	1.51	3.02	991.50

Visto por:		Elaborado por:			Rev.: 001 26/01/15 Página 55
Thiago Millani Coordenador	Juhei Muramoto Gestor	Felipe de Almeida Meteorologista	Tatiana Pilachevsky Geógrafa		


Data - hora (Horário oficial de Brasília)	Tempera- tura (°C)	UR (%)	Precipitação (mm)	Radiação Solar (W/m ²)	Nível do Tanque classe A (mm)	Direção do Vento (Graus)	Velocidade do Vento (m/s)	Velocidade de Rajada (m/s)	Pressão (mbar)
22/4/2015 11:10:00	29.59	73.70	0.00	815.63	158.64	238.67	2.52	4.28	990.80
22/4/2015 12:10:00	31.36	73.00	0.00	879.38	160.72	245.69	1.26	4.03	990.00
22/4/2015 13:10:00	32.48	65.50	0.00	849.38	160.72	11.23	0.76	4.03	989.00
22/4/2015 14:10:00	33.57	65.70	0.00	804.38	0.00	60.37	0.50	4.53	987.20
22/4/2015 15:10:00	33.97	62.90	0.00	359.38	36.56	276.57	0.50	4.03	985.90
22/4/2015 16:10:00	34.20	60.50	0.00	346.88	160.48	345.37	0.25	2.02	985.20
22/4/2015 17:10:00	31.74	70.80	0.00	148.13	151.41	8.42	0.25	3.27	985.80
22/4/2015 18:10:00	27.28	87.60	0.00	0.63	66.23	67.39	0.50	1.76	985.60
22/4/2015 19:10:00	26.33	91.00	0.00	0.63	12.11	65.98	0.25	1.51	986.10
22/4/2015 20:10:00	25.79	93.90	0.00	0.63	116.66	71.60	0.00	1.01	987.00
22/4/2015 21:10:00	25.87	94.90	0.00	0.63	153.19	50.54	0.00	1.51	988.10
22/4/2015 22:10:00	25.48	95.50	0.00	0.63	152.57	28.08	0.00	3.27	988.90
22/4/2015 23:10:00	24.97	96.60	0.00	0.63	151.96	64.58	0.00	1.26	989.00
23/4/2015 0:10:00	24.92	97.10	0.00	0.63	151.41	67.39	0.25	1.51	988.70
23/4/2015 1:10:00	25.14	95.80	0.00	0.63	151.10	18.25	0.00	2.77	988.90
23/4/2015 2:10:00	24.82	96.80	0.00	0.63	150.80	15.44	1.26	2.77	989.00
23/4/2015 3:10:00	23.67	98.80	4.20	0.63	154.11	22.46	1.51	4.28	988.60
23/4/2015 4:10:00	23.18	99.50	3.00	0.63	155.94	18.25	0.76	4.53	988.70
23/4/2015 5:10:00	23.18	99.70	0.00	0.63	154.72	21.06	0.00	2.02	988.60
23/4/2015 6:10:00	23.02	100.00	0.00	10.63	155.33	61.77	0.00	1.51	989.30
23/4/2015 7:10:00	24.41	96.50	0.00	210.63	155.33	202.17	2.27	3.78	990.80
23/4/2015 8:10:00	25.77	92.10	0.00	279.38	155.94	248.49	0.25	4.28	991.50
23/4/2015 9:10:00	26.77	87.80	0.00	340.63	156.80	228.84	0.50	2.77	991.90
23/4/2015 10:10:00	29.34	80.60	0.00	481.88	158.64	247.09	0.00	3.02	991.70
23/4/2015 11:10:00	30.07	77.70	0.00	476.88	159.56	335.54	0.76	3.27	991.40
23/4/2015 12:10:00	30.90	75.10	0.00	604.38	161.64	5.62	0.76	2.77	990.70
23/4/2015 13:10:00	31.36	73.20	0.00	653.13	161.64	270.96	0.50	2.52	989.70
23/4/2015 14:10:00	31.46	70.10	0.00	700.63	161.64	259.73	0.76	2.27	988.30
23/4/2015 15:10:00	32.67	65.50	0.00	548.13	43.55	255.51	1.51	3.27	986.70
23/4/2015 16:10:00	31.18	67.80	0.00	244.38	160.17	245.69	0.50	3.27	986.90
23/4/2015 17:10:00	29.41	85.00	0.00	63.13	159.25	269.55	0.00	1.51	986.80

Visto por:		Elaborado por:			Rev.: 001 26/01/15 Página 56
Thiago Millani Coordenador	Juhei Muramoto Gestor	Felipe de Almeida Meteorologista	Tatiana Pilachevsky Geógrafa		


Data - hora (Horário oficial de Brasília)	Tempera- tura (°C)	UR (%)	Precipitação (mm)	Radiação Solar (W/m ²)	Nível do Tanque classe A (mm)	Direção do Vento (Graus)	Velocidade do Vento (m/s)	Velocidade de Rajada (m/s)	Pressão (mbar)
23/4/2015 18:10:00	27.36	87.90	0.00	0.63	157.72	341.15	0.25	2.52	986.90
23/4/2015 19:10:00	26.11	93.60	0.00	0.63	156.80	113.72	0.00	0.50	987.80
23/4/2015 20:10:00	25.57	96.50	0.00	0.63	155.94	99.68	0.00	0.00	988.30
23/4/2015 21:10:00	25.26	98.10	0.00	0.63	155.02	2.81	0.00	0.00	989.10
23/4/2015 22:10:00	25.19	98.70	0.00	0.63	154.41	49.14	0.00	0.00	990.10
23/4/2015 23:10:00	24.97	99.30	0.00	0.63	154.11	14.04	0.00	0.00	990.40
24/4/2015 0:10:00	24.41	99.90	0.00	0.63	152.57	331.33	0.00	1.26	990.00
24/4/2015 1:10:00	24.41	100.00	0.00	0.63	153.80	331.33	0.00	0.50	989.60
24/4/2015 2:10:00	25.04	98.80	0.00	0.63	153.19	67.39	0.50	1.76	989.60
24/4/2015 3:10:00	24.73	96.70	0.20	0.63	152.27	228.84	0.00	4.28	989.20
24/4/2015 4:10:00	24.27	98.10	0.00	0.63	151.96	11.23	0.00	2.77	989.60
24/4/2015 5:10:00	23.91	97.70	0.20	0.63	151.10	233.05	0.00	2.02	990.20
24/4/2015 6:10:00	23.40	100.00	8.60	0.63	160.48	46.33	0.76	3.27	991.30
24/4/2015 7:10:00	23.40	98.60	2.00	43.13	160.72	209.18	1.76	3.27	992.10
24/4/2015 8:10:00	24.44	96.10	0.00	229.38	162.26	224.63	0.25	2.27	992.70
24/4/2015 9:10:00	26.04	91.00	0.00	320.63	163.18	219.01	1.26	2.52	993.10
24/4/2015 10:10:00	27.48	89.80	0.00	600.63	164.95	219.01	1.26	2.52	992.80
24/4/2015 11:10:00	28.59	81.70	0.00	499.38	164.95	245.69	1.01	2.77	992.50
24/4/2015 12:10:00	28.94	80.10	0.00	696.88	165.26	233.05	2.02	3.78	991.10
24/4/2015 13:10:00	29.82	77.60	0.00	325.63	165.57	193.74	0.76	4.28	990.00
24/4/2015 14:10:00	32.77	70.70	0.00	471.88	168.63	311.67	0.25	3.02	989.30
24/4/2015 15:10:00	30.04	75.90	0.00	105.63	165.57	58.97	0.76	3.02	988.50
24/4/2015 16:10:00	27.11	84.20	0.00	110.63	164.09	21.06	1.01	4.53	988.00
24/4/2015 17:10:00	27.04	84.50	0.00	49.38	162.56	63.18	0.00	2.02	987.50
24/4/2015 18:10:00	24.94	91.00	0.00	0.63	161.64	123.55	0.00	1.51	987.90
24/4/2015 19:10:00	24.58	94.40	0.00	0.63	160.48	47.73	0.00	0.00	988.30
24/4/2015 20:10:00	25.11	95.10	0.00	0.63	160.48	54.75	0.00	0.25	989.30
24/4/2015 21:10:00	25.02	97.50	0.00	0.63	159.87	356.60	0.00	0.00	990.30
24/4/2015 22:10:00	24.70	98.10	0.00	0.63	159.87	355.19	0.00	0.00	991.60
24/4/2015 23:10:00	24.51	98.90	0.00	0.63	158.33	356.60	0.00	0.00	991.80
25/4/2015 0:10:00	24.32	99.70	0.20	0.63	158.95	355.19	0.00	0.00	991.80

Visto por:		Elaborado por:			Rev.: 001 26/01/15 Página 57
Thiago Millani Coordenador	Juhei Muramoto Gestor	Felipe de Almeida Meteorologista	Tatiana Pilachevsky Geógrafa		


Data - hora (Horário oficial de Brasília)	Tempera- tura (°C)	UR (%)	Precipitação (mm)	Radiação Solar (W/m ²)	Nível do Tanque classe A (mm)	Direção do Vento (Graus)	Velocidade do Vento (m/s)	Velocidade de Rajada (m/s)	Pressão (mbar)
25/4/2015 1:10:00	24.24	99.70	1.40	0.63	159.87	25.27	0.00	0.00	991.30
25/4/2015 2:10:00	24.10	100.00	0.00	0.63	159.87	39.31	0.00	0.00	990.70
25/4/2015 3:10:00	23.93	100.00	0.00	0.63	158.95	14.04	0.00	0.00	990.10
25/4/2015 4:10:00	23.79	100.00	0.00	0.63	159.56	1.40	0.00	0.00	990.00
25/4/2015 5:10:00	23.79	100.00	0.00	0.63	158.95	21.06	0.00	0.00	990.60
25/4/2015 6:10:00	23.93	100.00	0.00	1.88	158.64	21.06	0.00	0.00	991.40
25/4/2015 7:10:00	24.44	100.00	0.00	109.38	158.95	327.11	0.00	1.01	992.30
25/4/2015 8:10:00	26.21	94.80	0.00	179.38	159.56	216.20	0.50	3.02	992.80
25/4/2015 9:10:00	28.27	87.60	0.00	583.13	161.34	195.15	0.50	3.27	994.80
25/4/2015 10:10:00	30.02	78.70	0.00	673.13	164.40	53.35	1.01	4.03	992.90
25/4/2015 11:10:00	31.94	74.60	0.00	345.63	164.71	32.29	0.25	3.53	992.40
25/4/2015 12:10:00	32.46	69.40	0.00	321.88	165.26	87.04	0.76	3.78	991.60
25/4/2015 13:10:00	31.77	66.70	0.00	248.13	165.57	2.81	1.26	5.04	989.60
25/4/2015 14:10:00	32.95	59.70	0.00	686.88	168.02	356.60	1.01	4.53	987.90
25/4/2015 15:10:00	32.18	67.20	0.00	95.63	166.18	247.09	1.01	3.02	987.90
25/4/2015 16:10:00	33.44	68.80	0.00	363.13	165.87	314.48	0.50	2.77	986.60
25/4/2015 17:10:00	32.56	64.10	0.00	128.13	163.79	43.52	0.25	2.52	986.60
25/4/2015 18:10:00	28.67	78.80	0.00	0.63	161.64	56.16	0.76	3.27	987.10
25/4/2015 19:10:00	27.14	84.20	0.00	0.63	160.17	49.14	0.76	2.27	987.70
25/4/2015 20:10:00	25.96	90.00	0.00	0.63	159.25	47.73	0.25	1.51	988.90
25/4/2015 21:10:00	26.23	93.60	0.00	0.63	159.25	50.54	0.00	1.01	990.50
25/4/2015 22:10:00	26.30	89.80	0.00	0.63	157.72	88.45	1.01	3.27	990.80
25/4/2015 23:10:00	24.53	96.40	0.60	0.63	158.03	99.68	0.25	5.54	990.90
26/4/2015 0:10:00	24.27	97.80	0.00	0.63	156.80	92.66	0.00	2.02	990.50
26/4/2015 1:10:00	23.79	98.90	0.00	0.63	156.80	81.43	0.00	0.76	990.10
26/4/2015 2:10:00	23.74	99.40	0.00	0.63	156.25	73.00	0.00	1.01	989.40
26/4/2015 3:10:00	23.76	99.70	0.00	0.63	155.94	77.22	0.00	0.50	989.00
26/4/2015 4:10:00	23.67	100.00	0.00	0.63	155.33	39.31	0.00	0.50	989.00
26/4/2015 5:10:00	24.12	100.00	0.00	0.63	155.33	129.16	0.00	0.50	989.40
26/4/2015 6:10:00	23.64	100.00	0.00	1.88	154.72	336.94	0.00	0.50	990.00
26/4/2015 7:10:00	24.75	99.80	0.00	106.88	155.33	297.63	0.00	0.76	990.80

Visto por:		Elaborado por:			Rev.: 001 26/01/15 Página 58
Thiago Millani Coordenador	Juhei Muramoto Gestor	Felipe de Almeida Meteorologista	Tatiana Pilachevsky Geógrafa		


Data - hora (Horário oficial de Brasília)	Tempera- tura (°C)	UR (%)	Precipitação (mm)	Radiação Solar (W/m ²)	Nível do Tanque classe A (mm)	Direção do Vento (Graus)	Velocidade do Vento (m/s)	Velocidade de Rajada (m/s)	Pressão (mbar)
26/4/2015 8:10:00	27.41	89.30	0.20	300.63	157.41	174.09	0.00	2.52	991.30
26/4/2015 9:10:00	28.15	87.00	0.00	568.13	158.33	255.51	0.25	2.27	991.70
26/4/2015 10:10:00	28.69	82.70	0.00	754.38	160.48	224.63	1.26	2.77	991.90
26/4/2015 11:10:00	29.79	76.40	0.00	801.88	159.56	213.40	1.01	4.28	
26/4/2015 12:10:00	31.33	67.80	0.00	821.88	161.03	102.49	1.26	4.28	990.30
26/4/2015 13:10:00	31.74	68.60	0.00	795.63	162.26	196.55	1.26	4.28	988.80
26/4/2015 14:10:00	32.87	63.20	0.00	753.13	162.87	143.20	0.76	4.03	983.70
26/4/2015 15:10:00	32.64	64.60	0.00	480.63	161.34	136.18	1.26	4.28	986.50
26/4/2015 16:10:00	33.13	61.10	0.00	351.88	159.87	73.00	0.76	3.53	986.20
26/4/2015 17:10:00	31.64	71.30	0.00	111.88	159.25	255.51	0.00	2.52	986.20
26/4/2015 18:10:00	28.27	84.60	0.00	0.63	156.80	57.56	0.50	2.27	986.70
26/4/2015 19:10:00	26.94	90.30	0.00	0.63	155.64	21.06	0.50	2.02	987.50
26/4/2015 20:10:00	26.11	94.40	0.00	0.63	154.72	29.48	0.00	1.51	988.60
26/4/2015 21:10:00	25.67	96.00	0.00	0.63	153.80	46.33	0.25	1.26	989.70
26/4/2015 22:10:00	25.14	96.80	0.00	0.63	151.96	51.95	0.25	1.26	989.80
26/4/2015 23:10:00	25.02	96.80	0.00	0.63	152.57	43.52	0.00	1.51	989.70
27/4/2015 0:10:00	24.87	97.30	0.00	0.63	151.41	30.89	0.00	1.01	989.20
27/4/2015 1:10:00	24.80	96.10	0.00	0.63	151.41	26.68	0.00	1.26	989.00
27/4/2015 2:10:00	24.70	97.40	0.00	0.63	151.10	46.33	0.00	1.01	988.50
27/4/2015 3:10:00	24.58	98.50	0.00	0.63	151.10	43.52	0.00	0.76	988.00
27/4/2015 4:10:00	24.44	98.70	0.00	0.63	150.18	23.87	0.00	1.76	987.80
27/4/2015 5:10:00	24.56	98.60	0.00	0.63	150.49	53.35	0.00	1.01	988.30
27/4/2015 6:10:00	24.56	98.80	0.00	1.88	149.88	65.98	0.00	1.26	988.80
27/4/2015 7:10:00	25.07	98.60	0.00	73.13	149.88	335.54	0.00	0.76	989.40
27/4/2015 8:10:00	25.77	96.20	0.00	148.13	150.18	18.25	0.25	1.76	990.20
27/4/2015 9:10:00	26.87	90.50	0.00	241.88	150.49	193.74	0.25	2.02	988.30
27/4/2015 10:10:00	29.39	82.10	0.00	368.13	152.57	8.42	0.50	2.27	990.80
27/4/2015 11:10:00	30.34	79.00	0.00	1078.13	155.02	263.94	1.26	2.77	990.00
27/4/2015 12:10:00	30.85	75.80	0.00	1051.88	155.02	217.61	0.50	2.27	988.90
27/4/2015 13:10:00	31.92	69.90	0.00	615.63	155.64	308.86	0.50	2.52	987.30
27/4/2015 14:10:00	34.18	64.00	0.00	776.88	157.11	269.55	0.76	2.52	985.40

Visto por:		Elaborado por:			Rev.: 001 26/01/15 Página 59
Thiago Millani Coordenador	Juhei Muramoto Gestor	Felipe de Almeida Meteorologista	Tatiana Pilachevsky Geógrafa		


Data - hora (Horário oficial de Brasília)	Tempera- tura (°C)	UR (%)	Precipitação (mm)	Radiação Solar (W/m ²)	Nível do Tanque classe A (mm)	Direção do Vento (Graus)	Velocidade do Vento (m/s)	Velocidade de Rajada (m/s)	Pressão (mbar)
27/4/2015 15:10:00	32.82	62.90	0.00	201.88	157.41	248.49	1.01	2.52	985.10
27/4/2015 16:10:00	32.48	68.60	0.00	276.88	155.33	224.63	1.26	3.78	985.30
27/4/2015 17:10:00	24.34	96.40	8.40	5.63	157.11	46.33	1.26	7.30	987.40
27/4/2015 18:10:00	24.36	98.00	0.20	0.63	156.80	103.89	0.25	2.27	987.70
27/4/2015 19:10:00	24.34	99.10	0.00	0.63	156.25	7.02	0.50	2.27	988.20
27/4/2015 20:10:00	24.24	98.80	0.00	0.63	155.64	23.87	0.25	2.27	988.90
27/4/2015 21:10:00	24.00	97.70	0.20	0.63	155.64	350.98	0.00	2.02	989.80
27/4/2015 22:10:00	23.93	98.50	0.20	0.63	155.02	5.62	0.00	1.01	990.00
27/4/2015 23:10:00	24.03	98.50	0.00	0.63	154.72	77.22	0.00	1.51	990.20
28/4/2015 0:10:00	24.12	98.50	0.00	0.63	153.80	65.98	0.00	1.01	989.60
28/4/2015 1:10:00	23.95	99.80	0.00	0.63	153.80	29.48	0.00	1.01	989.30
28/4/2015 2:10:00	23.81	99.90	0.00	0.63	152.88	54.75	0.00	0.76	989.10
28/4/2015 3:10:00	23.93	100.00	0.00	0.63	153.80	61.77	0.00	0.76	988.60
28/4/2015 4:10:00	24.03	99.50	0.00	0.63	152.57	77.22	0.00	0.76	988.40
28/4/2015 5:10:00	23.64	100.00	0.00	0.63	151.96	50.54	0.00	0.76	988.30
28/4/2015 6:10:00	23.71	100.00	0.00	8.13	152.27	60.37	0.00	0.76	989.10
28/4/2015 7:10:00	24.05	100.00	0.00	83.13	151.96	356.60	0.50	2.02	989.90
28/4/2015 8:10:00	25.26	98.10	0.00	248.13	153.80	0.00	0.25	1.51	990.30
28/4/2015 9:10:00	27.60	89.30	0.00	443.13	154.11	348.17	0.00	1.51	990.70
28/4/2015 10:10:00	29.57	79.70	0.00	634.38	155.64	356.60	0.00	2.27	990.60
28/4/2015 11:10:00	28.84	78.00	0.00	253.13	156.80	220.42	0.50	2.77	989.80
28/4/2015 12:10:00	31.28	73.10	0.00	994.38	158.95	247.09	0.50	2.27	989.10
28/4/2015 13:10:00	30.07	72.60	0.00	604.38	157.72	235.86	0.76	2.77	987.80
28/4/2015 14:10:00	31.13	68.10	0.00	221.88	159.56	220.42	1.01	2.77	986.30
28/4/2015 15:10:00	30.85	68.10	0.00	475.63	158.03	189.53	1.01	2.52	985.30
28/4/2015 16:10:00	32.77	67.20	0.00	261.88	158.03	293.42	0.76	2.52	985.60
28/4/2015 17:10:00	28.12	85.30	0.00	34.38	156.25	87.04	0.25	1.51	986.00
28/4/2015 18:10:00	26.30	89.40	0.00	1.88	155.02	95.47	0.50	1.51	986.10
28/4/2015 19:10:00	25.82	94.00	0.00	0.63	154.11	60.37	0.25	2.27	986.60
28/4/2015 20:10:00	25.19	96.20	0.00	0.63	152.57	57.56	0.25	1.26	988.20
28/4/2015 21:10:00	25.28	95.30	0.00	0.63	151.96	71.60	0.76	1.76	989.10

Visto por:		Elaborado por:			Rev.: 001 26/01/15 Página 60
Thiago Millani Coordenador	Juhei Muramoto Gestor	Felipe de Almeida Meteorologista	Tatiana Pilachevsky Geógrafa		


Data - hora (Horário oficial de Brasília)	Tempera- tura (°C)	UR (%)	Precipitação (mm)	Radiação Solar (W/m ²)	Nível do Tanque classe A (mm)	Direção do Vento (Graus)	Velocidade do Vento (m/s)	Velocidade de Rajada (m/s)	Pressão (mbar)
28/4/2015 22:10:00	25.43	92.60	0.00	0.63	151.10	202.17	1.76	4.03	989.70
28/4/2015 23:10:00	24.27	97.20	0.80	0.63	150.49	162.86	1.76	4.53	989.50
29/4/2015 0:10:00	23.35	96.20	0.80	0.63	150.80	179.70	1.76	4.53	989.20
29/4/2015 1:10:00	23.26	97.90	0.40	0.63	151.72	92.66	0.00	3.02	988.40
29/4/2015 2:10:00	23.23	98.10	1.40	0.63	151.96	162.86	0.00	1.26	987.70
29/4/2015 3:10:00	23.18	97.20	0.20	0.63	152.27	58.97	0.00	0.76	987.70
29/4/2015 4:10:00	23.16	98.30	0.00	0.63	152.57	103.89	0.00	1.01	988.20
29/4/2015 5:10:00	23.26	97.50	0.00	0.63	151.10	199.36	0.00	1.76	988.30
29/4/2015 6:10:00	23.33	98.30	0.00	1.88	150.80	61.77	0.00	1.51	989.10
29/4/2015 7:10:00	23.28	97.80	0.00	49.38	152.27	9.83	0.76	2.27	990.30
29/4/2015 8:10:00	24.41	95.10	0.00	149.38	152.57	234.46	0.00	2.52	991.30
29/4/2015 9:10:00	25.28	93.20	0.00	244.38	151.96	211.99	0.50	3.02	991.70
29/4/2015 10:10:00	25.02	94.20	0.00	145.63	151.72	210.59	1.26	2.77	992.40
29/4/2015 11:10:00	24.53	95.60	0.20	261.88	154.11	221.82	1.76	3.78	992.00
29/4/2015 12:10:00	26.11	92.30	0.00	578.13	155.02	224.63	0.76	3.78	991.20
29/4/2015 13:10:00	28.00	81.70	0.00	855.63	158.03	221.82	1.26	3.78	988.70
29/4/2015 14:10:00	30.47	73.50	0.00	704.38	158.64	279.38	0.76	3.78	987.20
29/4/2015 15:10:00	30.57	71.20	0.00	548.13	158.95	1.40	1.26	3.27	985.90
29/4/2015 16:10:00	29.07	79.40	0.00	116.88	157.41	329.92	1.26	3.78	986.40
29/4/2015 17:10:00	29.12	77.80	0.00	135.63	156.50	88.45	0.50	1.76	986.10
29/4/2015 18:10:00	26.70	87.70	0.00	0.63	153.80	189.53	1.26	3.27	980.90
29/4/2015 19:10:00	25.89	90.90	0.20	0.63	153.49	193.74	1.01	2.52	987.60
29/4/2015 20:10:00	24.77	97.20	0.00	0.63	152.88	136.18	0.00	1.76	988.60
29/4/2015 21:10:00	24.20	98.60	0.00	0.63	151.96	134.78	0.00	0.50	989.00
29/4/2015 22:10:00	24.20	98.90	0.00	0.63	151.96	134.78	0.00	1.26	989.70
29/4/2015 23:10:00	24.27	99.30	0.00	0.63	151.41	131.97	0.00	0.76	989.90
30/4/2015 0:10:00	24.32	99.10	0.00	0.63	151.72	130.57	0.00	1.26	989.60
30/4/2015 1:10:00	24.20	98.60	0.00	0.63	151.96	130.57	0.00	1.01	988.80
30/4/2015 2:10:00	23.71	99.50	0.00	0.63	150.18	92.66	0.00	0.76	988.40
30/4/2015 3:10:00	23.71	99.70	0.00	0.63	149.88	78.62	0.00	1.26	987.90
30/4/2015 4:10:00	23.76	98.30	0.00	0.63	150.18	73.00	0.00	1.26	988.00

Visto por:		Elaborado por:			Rev.: 001 26/01/15 Página 61
Thiago Millani Coordenador	Juhei Muramoto Gestor	Felipe de Almeida Meteorologista	Tatiana Pilachevsky Geógrafa		


Data - hora (Horário oficial de Brasília)	Tempera- tura (°C)	UR (%)	Precipitação (mm)	Radiação Solar (W/m ²)	Nível do Tanque classe A (mm)	Direção do Vento (Graus)	Velocidade do Vento (m/s)	Velocidade de Rajada (m/s)	Pressão (mbar)
30/4/2015 5:10:00	23.55	99.60	0.00	0.63	149.88	65.98	0.00	0.76	988.20
30/4/2015 6:10:00	23.18	100.00	0.00	1.88	149.26	78.62	0.25	1.01	988.60
30/4/2015 7:10:00	24.07	98.90	0.00	85.63	149.26	75.81	0.00	1.26	989.30
30/4/2015 8:10:00	26.01	94.20	0.00	205.63	150.18	70.20	0.00	1.26	989.90
30/4/2015 9:10:00	29.77	83.00	0.00	625.63	152.27	311.67	0.25	1.51	990.30
30/4/2015 10:10:00	28.20	83.50	0.00	220.63	151.72	220.42	1.01	2.52	990.20
30/4/2015 11:10:00	28.87	81.20	0.00	279.38	153.19	190.93	0.50	3.02	989.80
30/4/2015 12:10:00	30.57	75.00	0.20	958.13	156.50	240.07	2.02	4.03	989.00
30/4/2015 13:10:00	30.14	72.80	0.20	846.88	156.50	196.55	2.27	5.54	987.40
30/4/2015 14:10:00	29.99	72.30	0.00	269.38	156.80	237.26	1.51	4.28	986.40
30/4/2015 15:10:00	30.04	80.80	0.00	161.88	155.02	287.80	0.25	3.02	985.50
30/4/2015 16:10:00	30.67	76.80	0.00	101.88	155.94	306.06	0.25	3.02	985.60
30/4/2015 17:10:00	27.43	82.60	0.00	78.13	153.19	35.10	2.27	5.29	986.20
30/4/2015 18:10:00	25.57	88.70	0.20	0.63	152.27	329.92	0.25	5.29	986.70
30/4/2015 19:10:00	24.53	95.50	0.00	0.63	150.80	30.89	1.26	1.76	987.70
30/4/2015 20:10:00	24.15	97.20	0.00	0.63	150.49	85.64	0.00	2.77	988.80
30/4/2015 21:10:00	24.05	97.20	0.00	0.63	149.26	50.54	0.25	1.26	989.40
30/4/2015 22:10:00	24.07	98.20	0.00	0.63	148.65	44.93	0.00	1.26	989.70
30/4/2015 23:10:00	24.07	98.40	0.00	0.63	146.26	50.54	0.00	1.26	989.60
1/5/2015 0:10:00	23.62	99.00	0.00	0.63	147.49	51.95	0.00	1.01	989.50
1/5/2015 1:10:00	23.67	98.60	0.00	0.63	146.26	56.16	0.00	1.01	988.90
1/5/2015 2:10:00	23.64	99.50	0.00	0.63	147.18	30.89	0.00	1.01	988.30
1/5/2015 3:10:00	23.42	100.00	0.00	0.63	146.26	22.46	0.00	1.01	988.10
1/5/2015 4:10:00	23.47	100.00	0.00	0.63	146.26	4.21	0.25	1.76	987.90
1/5/2015 5:10:00	23.59	99.50	0.00	0.63	146.87	21.06	0.00	2.02	988.10
1/5/2015 6:10:00	23.47	99.20	0.20	0.63	145.95	37.91	0.00	1.51	988.70
1/5/2015 7:10:00	23.67	98.70	0.00	63.13	145.95	51.95	0.50	1.76	989.40
1/5/2015 8:10:00	24.29	97.30	0.00	98.13	146.57	44.93	0.50	1.51	990.20
1/5/2015 9:10:00	24.94	95.00	0.00	180.63	145.95	44.93	1.26	3.53	990.60
1/5/2015 10:10:00	26.01	92.70	0.00	303.13	148.65	14.04	0.50	3.53	989.00
1/5/2015 11:10:00	25.77	91.80	0.00	148.13	148.04	12.64	1.01	3.02	990.20

Visto por:		Elaborado por:			Rev.: 001 26/01/15 Página 62
Thiago Millani Coordenador	Juhei Muramoto Gestor	Felipe de Almeida Meteorologista	Tatiana Pilachevsky Geógrafa		


Data - hora (Horário oficial de Brasília)	Tempera- tura (°C)	UR (%)	Precipitação (mm)	Radiação Solar (W/m ²)	Nível do Tanque classe A (mm)	Direção do Vento (Graus)	Velocidade do Vento (m/s)	Velocidade de Rajada (m/s)	Pressão (mbar)
1/5/2015 12:10:00	26.06	93.00	0.40	290.63	149.26	22.46	0.76	2.27	989.40
1/5/2015 13:10:00	27.24	89.20	0.00	301.88	149.88	44.93	0.76	2.52	987.80
1/5/2015 14:10:00	28.20	83.70	0.00	323.13	150.80	9.83	1.51	4.28	987.00
1/5/2015 15:10:00	27.65	83.50	0.00	148.13	150.80	356.60	0.50	4.03	984.50
1/5/2015 16:10:00	27.38	86.60	0.00	76.88	149.88	356.60	0.00	2.27	986.10
1/5/2015 17:10:00	25.74	95.50	0.20	11.88	149.88	40.71	0.00	2.02	986.50
1/5/2015 18:10:00	25.14	96.90	0.40	0.63	151.41	22.46	0.76	3.02	986.90
1/5/2015 19:10:00	24.29	97.70	0.00	0.63	148.34	44.93	0.00	3.27	987.40
1/5/2015 20:10:00	24.32	98.00	0.00	0.63	148.04	49.14	0.25	2.27	988.20
1/5/2015 21:10:00	24.15	99.40	0.00	0.63	147.49	53.35	0.00	1.76	989.10
1/5/2015 22:10:00	24.03	99.50	0.00	0.63	146.87	42.12	0.25	1.51	988.90
1/5/2015 23:10:00	23.76	100.00	0.00	0.63	148.04	50.54	0.00	2.27	988.80
2/5/2015 0:10:00	23.88	100.00	0.00	0.63	146.26	23.87	0.00	0.50	988.60
2/5/2015 1:10:00	23.71	99.80	0.00	0.63	146.26	15.44	0.00	1.76	988.20
2/5/2015 2:10:00	23.64	100.00	0.00	0.63	147.18	30.89	0.00	1.26	987.60
2/5/2015 3:10:00	23.62	99.20	0.00	0.63	146.57	58.97	0.50	1.76	987.80
2/5/2015 4:10:00	23.50	99.70	0.00	0.63	145.34	28.08	0.50	2.02	987.70
2/5/2015 5:10:00	23.50	99.70	0.20	0.63	146.26	21.06	0.00	2.52	988.10
2/5/2015 6:10:00	23.40	100.00	0.00	3.13	145.34	353.79	0.00	1.26	988.50
2/5/2015 7:10:00	23.67	99.90	0.00	59.38	146.26	29.48	0.00	1.01	989.20
2/5/2015 8:10:00	24.58	96.50	0.00	130.63	146.87	317.29	0.25	2.02	990.10
2/5/2015 9:10:00	25.82	92.50	0.00	299.38	148.65	349.58	0.76	3.02	990.50
2/5/2015 10:10:00	28.00	82.70	0.00	705.63	150.49	356.60	2.02	3.53	990.40
2/5/2015 11:10:00	28.62	80.00	0.00	688.13	150.80	342.56	1.76	3.78	989.70
2/5/2015 12:10:00	29.92	74.00	0.00	905.63	152.57	356.60	1.26	4.03	989.10
2/5/2015 13:10:00	30.14	72.80	0.00	300.63	153.80	356.60	2.02	4.03	988.10
2/5/2015 14:10:00	29.74	72.20	0.00	608.13	152.27	346.77	2.02	4.03	987.10
2/5/2015 15:10:00	30.85	70.10	0.00	421.88	152.88	321.50	1.26	4.28	986.30
2/5/2015 16:10:00	30.12	75.30	0.00	205.63	151.96	320.09	1.26	4.03	985.80
2/5/2015 17:10:00	27.36	84.10	0.00	55.63	150.18	8.42	1.01	3.78	986.20
2/5/2015 18:10:00	26.13	89.60	0.00	0.63	148.34	35.10	0.50	2.02	986.40

Visto por:		Elaborado por:			Rev.: 001 26/01/15 Página 63
Thiago Millani Coordenador	Juhei Muramoto Gestor	Felipe de Almeida Meteorologista	Tatiana Pilachevsky Geógrafa		


Data - hora (Horário oficial de Brasília)	Tempera- tura (°C)	UR (%)	Precipitação (mm)	Radiação Solar (W/m ²)	Nível do Tanque classe A (mm)	Direção do Vento (Graus)	Velocidade do Vento (m/s)	Velocidade de Rajada (m/s)	Pressão (mbar)
2/5/2015 19:10:00	25.33	93.40	0.00	0.63	147.49	40.71	0.50	1.76	987.00
2/5/2015 20:10:00	24.90	96.00	0.00	0.63	147.49	39.31	0.00	1.01	987.70
2/5/2015 21:10:00	24.73	97.00	0.00	0.63	146.57	23.87	0.00	1.26	988.30
2/5/2015 22:10:00	24.32	97.80	0.00	0.63	146.26	37.91	0.00	1.01	989.00
2/5/2015 23:10:00	24.24	98.40	0.00	0.63	145.34	28.08	0.00	1.01	988.30
3/5/2015 0:10:00	24.20	98.30	0.00	0.63	145.34	28.08	0.25	1.26	988.80
3/5/2015 1:10:00	23.83	99.70	0.00	0.63	144.42	19.66	0.00	1.51	988.10
3/5/2015 2:10:00	23.57	100.00	0.00	0.63	144.73	15.44	0.00	0.76	988.00
3/5/2015 3:10:00	23.35	100.00	0.00	0.63	144.12	12.64	0.00	1.01	988.10
3/5/2015 4:10:00	23.21	100.00	0.00	0.63	143.50	12.64	0.00	1.26	988.20
3/5/2015 5:10:00	23.40	100.00	0.00	0.63	144.12	18.25	0.00	0.50	988.40
3/5/2015 6:10:00	23.55	100.00	0.00	1.88	143.26	19.66	0.00	0.50	989.10
3/5/2015 7:10:00	23.98	99.60	0.00	63.13	143.81	35.10	0.00	1.01	989.80
3/5/2015 8:10:00	25.43	93.40	0.00	175.63	143.50	39.31	0.00	1.76	990.60
3/5/2015 9:10:00	27.11	86.20	0.00	711.88	145.65	51.95	0.50	2.52	991.00
3/5/2015 10:10:00	28.10	83.00	0.00	389.38	147.18	224.63	1.51	2.77	991.50
3/5/2015 11:10:00	29.89	77.10	0.00	213.13	148.65	268.15	0.50	2.27	990.70
3/5/2015 12:10:00	29.41	77.90	0.00	418.13	148.65	65.98	0.76	3.27	989.80
3/5/2015 13:10:00	28.79	80.00	0.00	559.38	148.65	99.68	1.76	4.03	988.40
3/5/2015 14:10:00	28.62	84.50	0.00	315.63	148.04	332.73	0.50	3.27	987.40
3/5/2015 15:10:00	30.14	78.10	0.00	240.63	148.65	256.92	0.50	2.02	989.60
3/5/2015 16:10:00	29.67	79.40	0.00	111.88	148.04	279.38	0.50	2.27	986.90
3/5/2015 17:10:00	24.03	97.20	0.60	20.63	145.65	19.66	3.02	7.30	987.80
3/5/2015 18:10:00	24.07	96.10	1.00	0.63	145.95	51.95	0.00	3.78	988.60
3/5/2015 19:10:00	24.00	97.40	0.20	0.63	145.04	58.97	0.25	1.76	988.70
3/5/2015 20:10:00	23.79	98.60	0.00	0.63	144.42	78.62	0.00	1.01	989.50
3/5/2015 21:10:00	23.38	99.80	0.00	0.63	144.42	77.22	0.00	1.01	990.00
3/5/2015 22:10:00	23.35	100.00	0.00	0.63	144.12	73.00	0.00	1.01	990.50
3/5/2015 23:10:00	23.28	100.00	0.00	0.63	143.50	82.83	0.00	0.76	990.20
4/5/2015 0:10:00	23.35	99.70	0.00	0.63	142.65	78.62	0.00	1.76	990.10
4/5/2015 1:10:00	23.09	100.00	0.00	0.63	143.26	123.55	0.00	0.25	989.60

Visto por:		Elaborado por:			Rev.: 001 26/01/15 Página 64
Thiago Millani Coordenador	Juhei Muramoto Gestor	Felipe de Almeida Meteorologista	Tatiana Pilachevsky Geógrafa		


Data - hora (Horário oficial de Brasília)	Tempera- tura (°C)	UR (%)	Precipitação (mm)	Radiação Solar (W/m ²)	Nível do Tanque classe A (mm)	Direção do Vento (Graus)	Velocidade do Vento (m/s)	Velocidade de Rajada (m/s)	Pressão (mbar)
4/5/2015 2:10:00	23.11	100.00	0.00	0.63	142.95	84.24	0.00	0.00	989.20
4/5/2015 3:10:00	22.87	100.00	0.00	0.63	142.03	71.60	0.00	0.76	989.00
4/5/2015 4:10:00	23.26	100.00	0.00	0.63	141.73	95.47	0.00	0.76	988.90
4/5/2015 5:10:00	23.11	99.60	0.00	0.63	142.03	77.22	0.00	0.76	989.30
4/5/2015 6:10:00	22.71	100.00	0.00	1.88	141.42	81.43	0.00	1.26	989.90
4/5/2015 7:10:00	23.23	99.60	0.00	54.38	142.03	18.25	0.25	1.76	989.70
4/5/2015 8:10:00	24.34	95.60	0.00	191.88	142.03	29.48	0.76	2.27	990.30
4/5/2015 9:10:00	26.87	88.10	0.00	726.88	143.81	40.71	0.00	2.52	990.80
4/5/2015 10:10:00	28.82	80.60	0.00	693.13	146.26	7.02	0.76	3.27	990.60
4/5/2015 11:10:00	29.52	78.30	0.00	871.88	146.57	318.69	1.01	3.53	989.90
4/5/2015 12:10:00	31.61	69.90	0.00	774.38	148.65	287.80	1.26	3.78	989.70
4/5/2015 13:10:00	31.89	66.20	0.00	964.38	150.49	315.88	1.51	4.03	988.80
4/5/2015 14:10:00	32.25	63.40	0.00	436.88	149.26	94.06	1.01	3.53	988.00
4/5/2015 15:10:00	31.66	69.10	0.00	126.88	148.65	141.80	0.25	3.02	987.10
4/5/2015 16:10:00	33.44	62.50	0.00	425.63	148.34	276.57	0.25	2.02	985.90
4/5/2015 17:10:00	27.28	81.10	0.00	21.88	41.10	349.58	1.51	5.79	986.20
4/5/2015 18:10:00	25.70	89.10	0.00	0.63	0.00	352.38	0.50	3.53	987.00
4/5/2015 19:10:00	24.94	92.00	0.00	0.63	142.03	103.89	0.25	3.27	988.70
4/5/2015 20:10:00	24.36	94.30	0.00	0.63	141.11	73.00	0.25	1.51	989.60
4/5/2015 21:10:00	24.15	96.50	0.00	0.63	140.81	2.81	0.00	1.76	990.50
4/5/2015 22:10:00	23.81	97.40	0.00	0.63	139.58	49.14	0.00	1.26	991.00
4/5/2015 23:10:00	23.74	97.90	0.00	0.63	139.58	26.68	0.00	1.26	990.90
5/5/2015 0:10:00	23.57	97.40	0.00	0.63	138.72	84.24	0.25	1.51	990.70
5/5/2015 1:10:00	23.79	98.20	0.00	0.63	139.27	9.83	0.00	1.01	990.10
5/5/2015 2:10:00	23.57	98.20	0.00	0.63	137.50	336.94	0.25	1.26	989.70
5/5/2015 3:10:00	23.64	99.20	0.00	0.63	138.11	18.25	0.00	0.76	989.50
5/5/2015 4:10:00	23.35	99.60	0.00	0.63	137.80	341.15	0.00	0.76	989.60
5/5/2015 5:10:00	23.23	100.00	0.00	0.63	137.50	39.31	0.00	0.76	989.80
5/5/2015 6:10:00	23.40	99.90	0.00	4.38	136.58	71.60	0.00	1.51	990.10
5/5/2015 7:10:00	25.74	94.90	0.00	136.88	138.11	7.02	0.00	0.50	991.10
5/5/2015 8:10:00	26.43	90.50	0.00	363.13	138.42	234.46	0.50	2.02	991.50

Visto por:		Elaborado por:			Rev.: 001 26/01/15 Página 65
Thiago Millani Coordenador	Juhei Muramoto Gestor	Felipe de Almeida Meteorologista	Tatiana Pilachevsky Geógrafa		


Data - hora (Horário oficial de Brasília)	Tempera- tura (°C)	UR (%)	Precipitação (mm)	Radiação Solar (W/m ²)	Nível do Tanque classe A (mm)	Direção do Vento (Graus)	Velocidade do Vento (m/s)	Velocidade de Rajada (m/s)	Pressão (mbar)
5/5/2015 9:10:00	27.31	86.20	0.00	421.88	140.81	244.28	1.76	3.53	992.80
5/5/2015 10:10:00	28.84	81.30	0.00	741.88	141.42	233.05	1.51	3.53	992.50
5/5/2015 11:10:00	31.33	74.20	0.00	509.38	142.03	275.17	0.50	3.27	991.80
5/5/2015 12:10:00	31.66	70.00	0.00	1046.88	143.81	254.11	1.26	2.77	990.40
5/5/2015 13:10:00	30.87	67.30	0.00	664.38	143.50	247.09	1.26	3.27	988.90
5/5/2015 14:10:00	31.08	69.20	0.00	361.88	141.73	99.68	0.50	3.78	987.60
5/5/2015 15:10:00	27.73	81.90	0.00	144.38	140.81	105.29	1.51	7.81	986.90
5/5/2015 16:10:00	27.09	82.80	0.00	110.63	139.58	82.83	1.51	3.78	987.20
5/5/2015 17:10:00	26.97	84.90	0.00	74.38	138.72	53.35	1.01	3.27	987.50
5/5/2015 18:10:00	25.89	90.40	0.00	0.63	137.50	51.95	0.50	2.52	988.80
5/5/2015 19:10:00	25.45	93.00	0.00	0.63	137.19	84.24	0.25	1.76	989.60
5/5/2015 20:10:00	24.94	96.20	0.00	0.63	135.97	80.02	0.50	1.51	989.70
5/5/2015 21:10:00	25.19	96.50	0.00	0.63	135.66	182.51	0.25	1.76	990.60
5/5/2015 22:10:00	24.94	97.90	0.00	0.63	135.66	91.26	0.00	1.51	990.80
5/5/2015 23:10:00	24.70	98.40	0.00	0.63	135.05	18.25	0.25	1.51	990.80
6/5/2015 0:10:00	24.65	99.00	0.00	0.63	135.66	82.83	0.00	1.01	990.70
6/5/2015 1:10:00	24.53	99.70	0.00	0.63	134.49	25.27	0.50	2.02	990.70
6/5/2015 2:10:00	24.51	99.10	0.00	0.63	135.05	313.08	0.00	1.51	991.00
6/5/2015 3:10:00	24.34	98.10	0.00	0.63	134.80	292.02	0.25	2.27	990.10
6/5/2015 4:10:00	24.36	96.20	0.00	0.63	134.80	237.26	0.50	1.76	990.20
6/5/2015 5:10:00	24.05	95.60	0.00	0.63	134.19	238.67	1.51	3.27	990.60
6/5/2015 6:10:00	23.86	96.60	0.20	0.63	134.19	240.07	0.76	3.27	991.50
6/5/2015 7:10:00	23.26	100.00	11.60	41.88	144.42	202.17	1.76	5.54	992.10
6/5/2015 8:10:00	23.52	98.70	0.20	46.88	144.73	213.40	1.51	4.28	993.00
6/5/2015 9:10:00	24.12	96.10	0.00	100.63	145.04	219.01	1.01	4.28	993.90
6/5/2015 10:10:00	24.12	96.40	0.00	154.38	145.04	203.57	1.01	4.03	994.20
6/5/2015 11:10:00	24.34	94.50	0.20	274.38	146.26	211.99	1.26	5.29	993.80
6/5/2015 12:10:00	24.70	92.60	0.00	264.38	146.87	181.11	0.76	5.29	992.70
6/5/2015 13:10:00	24.39	92.00	0.00	168.13	145.65	192.34	0.76	4.03	991.50
6/5/2015 14:10:00	24.61	91.40	0.00	190.63	145.65	174.09	0.25	4.28	989.60
6/5/2015 15:10:00	25.28	91.40	0.00	226.88	147.18	28.08	0.50	3.53	988.40

Visto por:		Elaborado por:			Rev.: 001 26/01/15 Página 66
Thiago Millani Coordenador	Juhei Muramoto Gestor	Felipe de Almeida Meteorologista	Tatiana Pilachevsky Geógrafa		


Data - hora (Horário oficial de Brasília)	Tempera- tura (°C)	UR (%)	Precipitação (mm)	Radiação Solar (W/m ²)	Nível do Tanque classe A (mm)	Direção do Vento (Graus)	Velocidade do Vento (m/s)	Velocidade de Rajada (m/s)	Pressão (mbar)
6/5/2015 16:10:00	25.04	91.60	0.00	98.13	146.26	356.60	0.76	2.77	988.30
6/5/2015 17:10:00	24.63	92.40	0.00	43.13	145.34	28.08	0.00	2.27	988.70
6/5/2015 18:10:00	24.05	96.70	0.00	0.63	145.04	89.85	0.00	1.01	989.90
6/5/2015 19:10:00	24.05	96.10	0.00	0.63	143.50	89.85	0.00	1.51	990.40
6/5/2015 20:10:00	23.59	97.10	0.00	0.63	144.73	98.28	0.00	2.27	990.80
6/5/2015 21:10:00	23.18	98.60	0.00	0.63	144.73	147.41	0.00	0.50	991.70
6/5/2015 22:10:00	23.11	99.40	0.00	0.63	144.12	77.22	0.00	0.50	991.80
6/5/2015 23:10:00	23.16	100.00	0.00	0.63	144.42	77.22	0.00	0.50	991.60
7/5/2015 0:10:00	23.11	100.00	0.00	0.63	143.26	77.22	0.00	0.25	991.60
7/5/2015 1:10:00	23.11	100.00	0.00	0.63	143.26	57.56	0.00	0.00	991.30
7/5/2015 2:10:00	22.85	100.00	0.00	0.63	143.81	1.40	0.00	0.25	990.40
7/5/2015 3:10:00	23.26	100.00	0.00	0.63	142.03	178.30	0.00	1.01	989.70
7/5/2015 4:10:00	23.06	99.00	0.00	0.63	142.34	171.28	0.00	0.50	989.70
7/5/2015 5:10:00	22.75	100.00	0.00	0.63	141.73	124.95	0.00	0.00	989.60
7/5/2015 6:10:00	22.68	100.00	0.00	1.88	142.03	88.45	0.00	0.50	990.10
7/5/2015 7:10:00	23.81	96.10	0.00	60.63	143.26	53.35	0.00	2.02	991.10
7/5/2015 8:10:00	25.89	88.90	0.00	400.63	145.65	80.02	0.50	3.27	991.00
7/5/2015 9:10:00	25.70	87.30	0.00	346.88	145.95	189.53	0.76	4.28	991.60
7/5/2015 10:10:00	27.95	76.90	0.00	670.63	146.87	73.00	1.76	5.29	991.80
7/5/2015 11:10:00	28.77	73.10	0.00	790.63	149.26	68.79	2.02	6.04	991.60
7/5/2015 12:10:00	29.22	70.90	0.00	613.13	148.65	96.87	1.76	6.04	990.90
7/5/2015 13:10:00	29.94	69.20	0.00	268.13	149.26	217.61	1.76	4.53	989.70
7/5/2015 14:10:00	31.38	66.10	0.00	703.13	150.49	172.68	1.26	6.30	988.10
7/5/2015 15:10:00	31.38	69.40	0.00	294.38	148.34	190.93	1.01	5.29	987.30
7/5/2015 16:10:00	30.52	71.60	0.00	290.63	81.91	136.18	1.01	4.53	984.50
7/5/2015 17:10:00	29.22	76.20	0.00	118.13	0.00	60.37	0.25	4.03	987.30
7/5/2015 18:10:00	25.96	91.60	0.00	0.63	137.19	77.22	0.50	1.26	987.80
7/5/2015 19:10:00	25.21	93.70	0.00	0.63	143.81	78.62	0.00	1.01	988.70
7/5/2015 20:10:00	24.99	95.60	0.00	0.63	142.95	92.66	0.00	0.76	989.60
7/5/2015 21:10:00	25.02	97.20	0.00	0.63	142.95	64.58	0.00	1.01	990.70
7/5/2015 22:10:00	24.68	98.20	0.00	0.63	142.34	356.60	0.00	1.01	991.10

Visto por:		Elaborado por:			Rev.: 001 26/01/15 Página 67
Thiago Millani Coordenador	Juhei Muramoto Gestor	Felipe de Almeida Meteorologista	Tatiana Pilachevsky Geógrafa		


Data - hora (Horário oficial de Brasília)	Tempera- tura (°C)	UR (%)	Precipitação (mm)	Radiação Solar (W/m ²)	Nível do Tanque classe A (mm)	Direção do Vento (Graus)	Velocidade do Vento (m/s)	Velocidade de Rajada (m/s)	Pressão (mbar)
7/5/2015 23:10:00	24.68	98.80	0.00	0.63	141.42	26.68	0.00	0.25	990.90
8/5/2015 0:10:00	24.39	99.10	0.00	0.63	141.11	356.60	0.00	0.76	990.30
8/5/2015 1:10:00	24.36	98.60	0.00	0.63	141.11	71.60	0.00	0.25	990.00
8/5/2015 2:10:00	24.36	98.90	0.00	0.63	140.81	63.18	0.00	1.01	989.80
8/5/2015 3:10:00	24.12	99.60	0.00	0.63	140.19	345.37	0.00	1.51	990.00
8/5/2015 4:10:00	23.98	99.80	0.00	0.63	140.50	356.60	0.00	0.76	989.80
8/5/2015 5:10:00	23.83	98.90	0.00	0.63	139.89	67.39	0.00	1.26	990.10
8/5/2015 6:10:00	23.64	99.20	0.00	1.88	139.27	85.64	0.00	0.76	990.50
8/5/2015 7:10:00	24.10	98.30	0.00	68.13	139.27	60.37	0.00	1.01	991.30
8/5/2015 8:10:00	25.19	95.80	0.00	136.88	140.19	346.77	0.00	1.26	991.80
8/5/2015 9:10:00	27.28	91.40	0.00	465.63	141.11	4.21	0.50	2.02	992.10
8/5/2015 10:10:00	29.99	82.70	0.00	846.88	142.65	296.23	0.00	2.52	991.90
8/5/2015 11:10:00	29.39	80.90	0.00	235.63	143.50	310.27	0.25	2.52	991.10
8/5/2015 12:10:00	28.62	85.40	0.00	205.63	143.81	200.76	0.76	2.52	990.00
8/5/2015 13:10:00	28.64	82.10	0.00	159.38	143.50	210.59	1.76	3.27	988.70
8/5/2015 14:10:00	31.18	75.60	0.00	824.38	146.57	220.42	1.76	4.03	987.90
8/5/2015 15:10:00	26.77	87.50	0.00	69.38	143.26	22.46	3.27	6.30	987.50
8/5/2015 16:10:00	24.82	97.60	13.20	15.63	153.49	171.28	1.01	5.29	988.50
8/5/2015 17:10:00	24.80	96.80	0.20	6.88	152.27	206.38	0.76	4.03	988.50
8/5/2015 18:10:00	24.85	97.40	0.00	0.63	152.57	193.74	0.00	2.27	989.10
8/5/2015 19:10:00	24.70	98.40	0.20	0.63	151.72	162.86	0.00	1.51	989.40
8/5/2015 20:10:00	24.51	98.80	0.00	0.63	151.10	80.02	0.00	1.01	990.70
8/5/2015 21:10:00	24.36	98.30	0.80	0.63	151.41	185.32	0.25	3.53	991.00
8/5/2015 22:10:00	24.10	98.20	0.00	0.63	151.72	122.14	0.00	1.76	990.90
8/5/2015 23:10:00	23.86	99.40	0.00	0.63	151.10	71.60	0.00	1.26	991.40
9/5/2015 0:10:00	23.79	100.00	0.00	0.63	150.80	73.00	0.00	0.50	991.30
9/5/2015 1:10:00	24.12	99.10	0.00	0.63	150.80	37.91	0.00	0.76	990.90
9/5/2015 2:10:00	23.83	98.80	0.00	0.63	150.80	65.98	0.00	1.76	990.10
9/5/2015 3:10:00	23.81	98.70	0.00	0.63	150.18	91.26	0.00	1.26	990.10
9/5/2015 4:10:00	23.83	99.50	0.00	0.63	150.80	37.91	0.00	1.26	989.90
9/5/2015 5:10:00	23.74	99.20	0.00	0.63	150.18	5.62	0.00	0.76	990.40

Visto por:		Elaborado por:			Rev.: 001 26/01/15 Página 68
Thiago Millani Coordenador	Juhei Muramoto Gestor	Felipe de Almeida Meteorologista	Tatiana Pilachevsky Geógrafa		


Data - hora (Horário oficial de Brasília)	Tempera- tura (°C)	UR (%)	Precipitação (mm)	Radiação Solar (W/m ²)	Nível do Tanque classe A (mm)	Direção do Vento (Graus)	Velocidade do Vento (m/s)	Velocidade de Rajada (m/s)	Pressão (mbar)
9/5/2015 6:10:00	23.62	99.30	0.00	0.63	149.88	81.43	0.50	2.02	991.00
9/5/2015 7:10:00	23.93	99.00	0.00	64.38	149.88	39.31	0.00	1.51	991.80
9/5/2015 8:10:00	24.44	97.70	0.00	128.13	150.49	57.56	0.00	1.26	992.50
9/5/2015 9:10:00	26.16	93.10	0.00	281.88	151.72	350.98	0.25	1.26	992.80
9/5/2015 10:10:00	27.85	88.90	0.00	625.63	152.88	272.36	0.25	2.02	992.30
9/5/2015 11:10:00	29.67	79.50	0.00	989.38	154.11	251.30	0.50	2.27	991.50
9/5/2015 12:10:00	30.07	74.40	0.00	321.88	155.02	342.56	0.25	1.51	990.70
9/5/2015 13:10:00	31.41	73.00	0.00	839.38	156.80	329.92	0.76	3.53	989.30
9/5/2015 14:10:00	30.22	74.20	0.00	194.38	156.80	153.03	1.51	3.27	988.30
9/5/2015 15:10:00	32.18	70.00	0.00	519.38	157.41	261.13	0.76	2.02	985.10
9/5/2015 16:10:00	32.43	65.30	0.00	325.63	156.25	230.24	0.76	2.52	986.90
9/5/2015 17:10:00	29.82	80.20	0.00	54.38	154.11	75.81	0.25	2.52	984.40
9/5/2015 18:10:00	27.19	84.60	0.00		3.66	2.81	0.76	2.77	987.60
9/5/2015 19:10:00	25.74	93.00	0.00	0.63	0.00	110.91	0.00	1.51	988.20
9/5/2015 20:10:00	25.28	95.80	0.00	0.63	52.31	116.53	0.00	1.26	989.30
9/5/2015 21:10:00	24.70	97.30	0.00	0.63	150.49	85.64	0.00	1.76	989.90
9/5/2015 22:10:00	24.34	97.20	0.00	0.63	149.57	71.60	0.00	1.26	990.10
9/5/2015 23:10:00	23.93	97.10	0.00	0.63	149.26	75.81	0.25	1.51	990.20
10/5/2015 0:10:00	23.74	98.90	0.00	0.63	148.34	88.45	0.00	1.26	990.10
10/5/2015 1:10:00	23.71	99.00	0.00	0.63	148.65	77.22	0.00	1.01	989.70
10/5/2015 2:10:00	23.40	99.30	0.00	0.63	147.73	84.24	0.00	1.01	989.00
10/5/2015 3:10:00	23.33	99.90	0.00	0.63	147.73	32.29	0.00	1.01	988.80
10/5/2015 4:10:00	23.16	100.00	0.00	0.63	147.18	30.89	0.00	1.26	989.10
10/5/2015 5:10:00	23.04	100.00	0.00	0.63	146.26	40.71	0.00	0.50	989.30
10/5/2015 6:10:00	22.92	100.00	0.00	5.63	146.57	11.23	0.00	1.01	990.00
10/5/2015 7:10:00	24.10	99.80	0.00	68.13	147.18	355.19	0.00	0.76	990.70
10/5/2015 8:10:00	27.68	90.30	0.00	366.88	147.73	325.71	0.00	1.01	991.10
10/5/2015 9:10:00	29.59	83.40	0.00	546.88	150.49	317.29	0.25	1.51	991.30
10/5/2015 10:10:00	29.62	82.10	0.00	351.88	151.72	268.15	0.00	2.02	991.30
10/5/2015 11:10:00	30.77	75.40	0.00	853.13	152.88	252.71	0.50	2.52	990.80
10/5/2015 12:10:00	32.38	67.30	0.00	309.38	154.11	95.47	0.76	4.28	990.00

Visto por:		Elaborado por:			Rev.: 001 26/01/15 Página 69
Thiago Millani Coordenador	Juhei Muramoto Gestor	Felipe de Almeida Meteorologista	Tatiana Pilachevsky Geógrafa		


Data - hora (Horário oficial de Brasília)	Tempera- tura (°C)	UR (%)	Precipitação (mm)	Radiação Solar (W/m ²)	Nível do Tanque classe A (mm)	Direção do Vento (Graus)	Velocidade do Vento (m/s)	Velocidade de Rajada (m/s)	Pressão (mbar)
10/5/2015 13:10:00	31.54	68.10	0.00	770.63	153.80	8.42	1.26	3.02	988.40
10/5/2015 14:10:00	32.00	65.90	0.00	451.88	153.80	105.29	0.25	4.53	987.30
10/5/2015 15:10:00	33.42	62.10	0.00	508.13	46.86	101.08	0.25	2.27	987.00
10/5/2015 16:10:00	28.97	77.60	0.00	59.38	0.00	154.43	0.50	6.30	987.00
10/5/2015 17:10:00	26.87	88.10	0.00	11.88	0.00	136.18	0.25	5.04	987.40
10/5/2015 18:10:00	25.96	92.50	0.00	0.63	14.87	81.43	0.00	3.53	987.60
10/5/2015 19:10:00	25.16	95.00	0.00	0.63	147.18	71.60	0.00	1.51	988.20
10/5/2015 20:10:00	24.97	97.20	0.00	0.63	146.57	80.02	0.00	1.26	989.30
10/5/2015 21:10:00	24.80	98.80	0.00	0.63	145.65	12.64	0.50	1.51	990.30
10/5/2015 22:10:00	24.63	98.70	0.00	0.63	145.95	7.02	0.00	1.51	990.40
10/5/2015 23:10:00	24.70	98.70	0.00	0.63	144.73	54.75	0.00	1.01	990.60
11/5/2015 0:10:00	24.85	96.50	0.00	0.63	144.42	148.82	0.50	3.27	990.30
11/5/2015 1:10:00	24.75	97.50	0.00	0.63	144.73	178.30	0.50	2.52	989.80
11/5/2015 2:10:00	24.41	98.00	0.00	0.63	144.12	207.78	0.00	2.52	989.30
11/5/2015 3:10:00	23.93	99.20	0.00	0.63	144.42	103.89	0.00	2.02	989.10
11/5/2015 4:10:00	23.74	100.00	0.00	0.63	143.81	77.22	0.00	1.01	989.40
11/5/2015 5:10:00	23.88	100.00	0.00	0.63	143.81	64.58	0.00	0.76	989.80
11/5/2015 6:10:00	23.55	100.00	0.00	0.63	143.26	81.43	1.01	2.52	990.20
11/5/2015 7:10:00	23.74	100.00	0.00	55.63	143.50	75.81	1.51	3.27	990.50
11/5/2015 8:10:00	25.16	95.40	0.00	194.38	142.95	56.16	0.00	2.77	990.60
11/5/2015 9:10:00	26.74	89.10	0.00	220.63	144.42	345.37	0.25	1.76	991.10
11/5/2015 10:10:00	26.79	90.00	0.00	296.88	144.73	228.84	0.76	2.27	991.20
11/5/2015 11:10:00	27.73	86.80	0.00	346.88	146.26	213.40	0.50	2.02	990.90
11/5/2015 12:10:00	29.64	82.10	0.00	574.38	148.04	272.36	0.76	2.52	989.60
11/5/2015 13:10:00	28.69	79.70	0.00	393.13	147.18	221.82	1.01	2.77	988.10
11/5/2015 14:10:00	30.72	76.60	0.00	466.88	147.73	235.86	1.01	3.53	987.10
11/5/2015 15:10:00	30.22	77.10	0.00	246.88	146.87	244.28	0.50	2.27	987.10
11/5/2015 16:10:00	29.69	80.10	0.00	158.13	146.57	265.34	0.00	2.02	987.20
11/5/2015 17:10:00	22.63	97.90	14.60	1.88	152.57	70.20	3.02	7.55	989.00
11/5/2015 18:10:00	22.63	100.00	7.60	0.63	161.95	213.40	0.00	4.28	989.50
11/5/2015 19:10:00	22.92	100.00	1.80	0.63	163.48	105.29	0.00	1.26	989.40

Visto por:		Elaborado por:			Rev.: 001 26/01/15 Página 70
Thiago Millani Coordenador	Juhei Muramoto Gestor	Felipe de Almeida Meteorologista	Tatiana Pilachevsky Geógrafa		


Data - hora (Horário oficial de Brasília)	Tempera- tura (°C)	UR (%)	Precipitação (mm)	Radiação Solar (W/m ²)	Nível do Tanque classe A (mm)	Direção do Vento (Graus)	Velocidade do Vento (m/s)	Velocidade de Rajada (m/s)	Pressão (mbar)
11/5/2015 20:10:00	22.99	100.00	1.40	0.63	164.40	124.95	0.00	0.76	990.30
11/5/2015 21:10:00	23.55	99.20	0.20	0.63	164.40	251.30	0.50	3.02	991.00
11/5/2015 22:10:00	23.74	96.10	0.00	0.63	163.79	138.99	0.00	2.77	991.40
11/5/2015 23:10:00	23.57	96.50	0.00	0.63	163.79	60.37	0.25	2.77	991.50
12/5/2015 0:10:00	23.59	96.30	0.00	0.63	163.18	182.51	0.00	2.52	991.40
12/5/2015 1:10:00	23.40	96.00	0.00	0.63	163.18	289.21	0.25	2.77	990.90
12/5/2015 2:10:00	23.14	96.40	0.00	0.63	162.87	202.17	0.76	3.78	990.10
12/5/2015 3:10:00	22.92	98.50	0.00	0.63	162.56	150.22	0.00	2.27	990.10
12/5/2015 4:10:00	22.99	97.80	0.00	0.63	162.56	207.78	0.00	1.26	989.80
12/5/2015 5:10:00	22.82	99.60	0.00	0.63	162.56	108.10	0.00	0.76	990.10
12/5/2015 6:10:00	22.90	99.00	0.00	0.63	161.95	154.43	0.00	1.26	990.20
12/5/2015 7:10:00	23.38	97.20	0.00	80.63	161.95	211.99	0.50	2.52	990.70
12/5/2015 8:10:00	24.41	93.70	0.00	226.88	162.26	202.17	0.00	1.76	991.00
12/5/2015 9:10:00	28.42	85.20	0.00	580.63	164.71	322.90	0.25	1.51	991.20
12/5/2015 10:10:00	28.99	82.80	0.00	890.63	167.40	324.31	0.76	2.52	991.30
12/5/2015 11:10:00	27.92	83.50	0.00	511.88	167.10	231.65	1.76	3.27	990.50
12/5/2015 12:10:00	28.07	82.10	0.00	313.13	165.87	189.53	1.01	4.78	990.50
12/5/2015 13:10:00	28.05	83.60	0.00	359.38	166.18	204.97	1.26	3.53	989.10
12/5/2015 14:10:00	27.80	84.10	0.00	310.63	165.87	189.53	1.01	4.28	988.20
12/5/2015 15:10:00	27.68	82.50	0.00	276.88	165.57	200.76	1.01	4.53	987.70
12/5/2015 16:10:00	26.94	83.40	0.00	150.63	164.71	204.97	1.01	4.28	987.60
12/5/2015 17:10:00	26.40	84.70	0.00	55.63	163.79	169.88	0.25	4.03	988.10
12/5/2015 18:10:00	24.85	93.40	0.00	0.63	162.87	102.49	0.00	2.02	988.40
12/5/2015 19:10:00	24.29	95.70	0.00	0.63	162.26	82.83	0.00	0.76	989.10
12/5/2015 20:10:00	24.99	91.90	0.00	0.63	161.95	210.59	0.50	2.77	989.10
12/5/2015 21:10:00	23.83	96.70	0.00	0.63	161.34	101.08	0.00	1.01	989.50
12/5/2015 22:10:00	24.29	93.80	0.00	0.63	160.72	65.98	0.00	1.51	989.70
12/5/2015 23:10:00	23.50	98.10	0.00	0.63	160.72	91.26	0.00	1.51	989.90
13/5/2015 0:10:00	23.71	97.60	0.00	0.63	160.17	131.97	0.00	1.51	990.10
13/5/2015 1:10:00	23.57	98.70	0.00	0.63	159.56	89.85	0.00	1.26	989.60
13/5/2015 2:10:00	23.59	98.70	0.00	0.63	159.56	127.76	0.00	1.26	989.10

Visto por:		Elaborado por:			Rev.: 001 26/01/15 Página 71
Thiago Millani Coordenador	Juhei Muramoto Gestor	Felipe de Almeida Meteorologista	Tatiana Pilachevsky Geógrafa		


Data - hora (Horário oficial de Brasília)	Tempera- tura (°C)	UR (%)	Precipitação (mm)	Radiação Solar (W/m ²)	Nível do Tanque classe A (mm)	Direção do Vento (Graus)	Velocidade do Vento (m/s)	Velocidade de Rajada (m/s)	Pressão (mbar)
13/5/2015 3:10:00	23.57	98.20	0.00	0.63	158.95	158.64	0.00	1.26	988.90
13/5/2015 4:10:00	23.28	98.90	0.00	0.63	159.25	164.26	0.00	2.02	988.50
13/5/2015 5:10:00	23.11	99.60	0.00	0.63	159.56	109.51	0.00	1.01	989.10
13/5/2015 6:10:00	22.92	99.80	0.00	3.13	158.95	324.31	0.00	0.50	989.80
13/5/2015 7:10:00	23.88	96.90	0.00	80.63	158.95	214.80	0.25	1.76	990.80
13/5/2015 8:10:00	26.67	88.30	0.00	390.63	159.87	224.63	0.25	3.27	991.20
13/5/2015 9:10:00	27.73	82.90	0.00	540.63	161.95	77.22	1.01	6.04	991.40
13/5/2015 10:10:00	29.17	75.90	0.00	704.38	163.18	108.10	1.26	5.29	991.60
13/5/2015 11:10:00	29.94	71.30	0.00	833.13	163.79	161.45	1.01	5.04	991.10
13/5/2015 12:10:00	29.39	72.00	0.00	815.63	164.09	123.55	1.76	5.54	990.20
13/5/2015 13:10:00	30.57	68.30	0.00	753.13	165.87	147.41	1.26	5.04	989.10
13/5/2015 14:10:00	31.05	66.50	0.00	689.38	164.71	277.98	0.50	4.28	988.50
13/5/2015 15:10:00	30.75	70.90	0.00	575.63	27.25	195.15	1.01	4.28	987.30
13/5/2015 16:10:00	31.10	69.40	0.00	378.13	0.00	154.43	0.50	4.03	987.10
13/5/2015 17:10:00	31.08	70.80	0.00	121.88	0.00	154.43	0.25	3.27	987.70
13/5/2015 18:10:00	26.28	89.80	0.00	0.63	0.00	123.55	0.25	1.51	987.50
13/5/2015 19:10:00	25.40	92.60	0.00	0.63	0.00	116.53	0.00	1.01	988.40
13/5/2015 20:10:00	25.16	94.20	0.00	0.63	16.34	115.12	0.00	0.76	989.20
13/5/2015 21:10:00	24.94	95.00	0.00	0.63	158.64	115.12	0.00	1.01	989.90
13/5/2015 22:10:00	24.58	95.80	0.00	0.63	157.72	89.85	0.00	1.01	990.20
13/5/2015 23:10:00	24.61	96.60	0.00	0.63	157.41	57.56	0.00	0.76	990.60
14/5/2015 0:10:00	24.46	95.90	0.00	0.63	157.11	117.93	0.00	1.26	989.80
14/5/2015 1:10:00	24.17	96.20	0.00	0.63	156.50	36.50	0.00	0.76	989.20
14/5/2015 2:10:00	24.61	92.10	0.00	0.63	156.50	51.95	0.00	1.51	988.90
14/5/2015 3:10:00	24.22	93.60	0.00	0.63	155.33	188.13	0.00	2.52	988.30
14/5/2015 4:10:00	23.35	97.10	0.00	0.63	155.33	196.55	0.00	1.26	988.50
14/5/2015 5:10:00	23.23	97.80	0.00	0.63	154.72	120.74	0.00	1.51	989.10
14/5/2015 6:10:00	23.74	94.80	0.00	5.63	155.02	21.06	0.25	2.02	989.30
14/5/2015 7:10:00	25.02	92.10	0.00	155.63	154.72	327.11	0.25	2.77	989.50
14/5/2015 8:10:00	26.06	86.30	0.00	303.13	156.25	113.72	0.76	4.03	990.30
14/5/2015 9:10:00	27.63	81.50	0.00	485.63	158.03	134.78	1.26	5.29	990.80

Visto por:		Elaborado por:			Rev.: 001 26/01/15 Página 72
Thiago Millani Coordenador	Juhei Muramoto Gestor	Felipe de Almeida Meteorologista	Tatiana Pilachevsky Geógrafa		


Data - hora (Horário oficial de Brasília)	Tempera- tura (°C)	UR (%)	Precipitação (mm)	Radiação Solar (W/m ²)	Nível do Tanque classe A (mm)	Direção do Vento (Graus)	Velocidade do Vento (m/s)	Velocidade de Rajada (m/s)	Pressão (mbar)
14/5/2015 10:10:00	29.72	75.90	0.00	694.38	158.64	151.62	1.01	6.55	991.10
14/5/2015 11:10:00	29.74	74.80	0.00	719.38	159.56	88.45	1.26	6.55	990.40
14/5/2015 12:10:00	31.43	68.40	0.00	483.13	160.72	138.99	1.26	4.03	989.40
14/5/2015 13:10:00	31.36	67.70	0.00	294.38	161.34	117.93	1.01	5.04	988.70
14/5/2015 14:10:00	31.66	67.10	0.00	199.38	160.72	91.26	1.01	3.78	987.70
14/5/2015 15:10:00	31.33	69.70	0.00	519.38	152.88	214.80	1.76	4.03	987.10
14/5/2015 16:10:00	32.30	66.20	0.00	310.63	0.00	174.09	0.76	4.53	986.20
14/5/2015 17:10:00	30.80	68.60	0.00	110.63	0.00	204.97	0.50	3.27	986.60
14/5/2015 18:10:00	27.14	86.30	0.00	0.63	0.00	131.97	0.50	2.52	
14/5/2015 19:10:00	26.60	90.00	0.00	0.63	0.00	88.45	0.00	1.26	
14/5/2015 20:10:00	26.01	92.50	0.00	0.63	154.11	65.98	0.00	3.78	
14/5/2015 21:10:00	25.57	92.80	0.00	0.63	153.49	134.78	0.25	1.26	989.10
14/5/2015 22:10:00	25.11	94.10	0.00	0.63	153.19	88.45	0.00	0.76	989.40
14/5/2015 23:10:00	24.80	95.50	0.00	0.63	152.88	95.47	0.00	0.76	989.40
15/5/2015 0:10:00	24.90	96.20	0.00	0.63	151.96	80.02	0.00	1.01	989.70
15/5/2015 1:10:00	24.92	94.90	0.00	0.63	151.10	53.35	0.76	2.27	988.90
15/5/2015 2:10:00	24.56	98.10	0.00	0.63	151.96	67.39	0.00	1.26	988.30
15/5/2015 3:10:00	24.27	98.90	0.00	0.63	151.72	71.60	0.00	0.76	988.10
15/5/2015 4:10:00	24.22	99.70	0.00	0.63	151.41	2.81	0.50	1.51	988.30
15/5/2015 5:10:00	24.17	98.40	0.00	0.63	151.10	53.35	0.50	2.77	989.00
15/5/2015 6:10:00	22.03	97.80	9.00	0.63	157.11	54.75	2.02	9.57	990.30
15/5/2015 7:10:00	22.08	99.70	4.00	4.38	161.64	167.07	0.50	4.53	
15/5/2015 8:10:00	22.51	100.00	1.60	28.13	163.79	103.89	0.00	3.02	
15/5/2015 9:10:00	22.82	100.00	3.60	18.13	166.79	161.45	0.00	1.76	
15/5/2015 10:10:00	23.04	99.70	2.80	23.13	170.41	96.87	0.00	1.76	993.10
15/5/2015 11:10:00	22.82	98.00	2.80	50.63	173.72	47.73	0.00	4.28	993.10
15/5/2015 12:10:00	23.42	98.60	0.80	113.13	174.33	338.35	0.50	2.77	991.70
15/5/2015 13:10:00	24.20	97.00	0.00	235.63	174.94	12.64	0.50	2.52	989.90
15/5/2015 14:10:00	24.63	96.20	0.20	221.88	175.25	356.60	0.76	3.53	988.90
15/5/2015 15:10:00	24.58	95.30	0.00	94.38	174.64	8.42	0.76	3.53	988.70
15/5/2015 16:10:00	24.92	92.20	0.00	176.88	175.55	58.97	0.25	2.77	988.40

Visto por:		Elaborado por:			Rev.: 001 26/01/15 Página 73
Thiago Millani Coordenador	Juhei Muramoto Gestor	Felipe de Almeida Meteorologista	Tatiana Pilachevsky Geógrafa		


Data - hora (Horário oficial de Brasília)	Tempera- tura (°C)	UR (%)	Precipitação (mm)	Radiação Solar (W/m ²)	Nível do Tanque classe A (mm)	Direção do Vento (Graus)	Velocidade do Vento (m/s)	Velocidade de Rajada (m/s)	Pressão (mbar)
15/5/2015 17:10:00	25.31	92.30	0.00	55.63	175.55	207.78	0.00	1.26	988.00
15/5/2015 18:10:00	24.36	97.30	0.00	0.63	174.33	147.41	0.00	1.01	988.10
15/5/2015 19:10:00	23.95	98.50	0.00	0.63	174.64	99.68	0.00	0.76	988.70
15/5/2015 20:10:00	23.59	100.00	0.00	0.63	174.33	60.37	0.00	1.01	988.80
15/5/2015 21:10:00	23.35	100.00	0.00	0.63	174.33	70.20	0.00	1.01	989.70
15/5/2015 22:10:00	23.18	100.00	0.00	0.63	174.02	81.43	0.00	0.76	990.00
15/5/2015 23:10:00	23.28	100.00	0.00	0.63	173.41	71.60	0.00	1.26	990.50
16/5/2015 0:10:00	23.79	100.00	0.00	0.63	173.16	165.66	0.00	1.76	991.00
16/5/2015 1:10:00	23.11	100.00	0.00	0.63	173.16	133.37	0.00	1.01	991.00
16/5/2015 2:10:00	23.18	100.00	0.00	0.63	173.72	63.18	0.00	1.01	990.70
16/5/2015 3:10:00	23.62	99.60	0.00	0.63	173.41	186.72	0.00	1.26	
16/5/2015 4:10:00	23.47	99.60	0.00	0.63	173.41	129.16	0.00	2.27	
16/5/2015 5:10:00	23.18	100.00	0.00	0.63	172.55	80.02	0.00	0.00	991.20
16/5/2015 6:10:00	23.74	99.40	0.00	1.88	172.24	199.36	0.25	2.02	991.90
16/5/2015 7:10:00	24.17	98.20	0.00	154.38	173.16	186.72	0.00	3.02	992.30
16/5/2015 8:10:00	25.48	93.60	0.00	226.88	174.02	190.93	0.25	1.51	993.00
16/5/2015 9:10:00	26.74	89.90	0.00	268.13	175.86	242.88	0.50	2.27	993.30
16/5/2015 10:10:00	27.85	84.30	0.00	740.63	176.47	68.79	1.26	5.04	993.00
16/5/2015 11:10:00	28.94	80.80	0.00	951.88	177.94	141.80	1.01	4.28	992.40
16/5/2015 12:10:00	29.32	77.30	0.00	229.38	177.64	157.24	0.76	3.78	991.60
16/5/2015 13:10:00	29.46	76.80	0.00	238.13	177.94	61.77	1.01	3.78	990.70
16/5/2015 14:10:00	31.28	70.60	0.00	645.63	179.78	80.02	0.76	2.77	989.40
16/5/2015 15:10:00	30.17	72.00	0.00	89.38	178.25	241.48	2.02	4.28	989.00
16/5/2015 16:10:00	30.77	66.30	0.00	353.13	171.94	144.60	0.76	4.03	991.30
16/5/2015 17:10:00	31.23	70.40	0.00	153.13	9.42	126.35	0.50	3.02	988.90
16/5/2015 18:10:00	26.26	91.40	0.00	0.63	0.00	101.08	0.00	2.27	988.90
16/5/2015 19:10:00	25.36	94.00	0.00	0.63	0.00	78.62	0.00	1.01	989.70
16/5/2015 20:10:00	24.80	96.00	0.00	0.63	32.09	87.04	0.00	0.76	990.70
16/5/2015 21:10:00	25.43	96.30	0.00	0.63	173.72	168.47	0.50	2.02	991.30
16/5/2015 22:10:00	24.51	97.70	0.00	0.63	173.41	131.97	0.00	1.26	991.70
16/5/2015 23:10:00	24.10	98.10	0.00	0.63	172.86	94.06	0.00	0.76	992.00

Visto por:		Elaborado por:			Rev.: 001 26/01/15 Página 74
Thiago Millani Coordenador	Juhei Muramoto Gestor	Felipe de Almeida Meteorologista	Tatiana Pilachevsky Geógrafa		


Data - hora (Horário oficial de Brasília)	Tempera- tura (°C)	UR (%)	Precipitação (mm)	Radiação Solar (W/m ²)	Nível do Tanque classe A (mm)	Direção do Vento (Graus)	Velocidade do Vento (m/s)	Velocidade de Rajada (m/s)	Pressão (mbar)
17/5/2015 0:10:00	23.81	98.40	0.00	0.63	172.24	75.81	0.00	1.01	992.10
17/5/2015 1:10:00	23.52	98.70	0.00	0.63	171.63	75.81	0.00	0.50	991.70
17/5/2015 2:10:00	23.45	99.20	0.00	0.63	170.41	75.81	0.00	0.25	991.60
17/5/2015 3:10:00	23.30	99.40	0.00	0.63	170.71	82.83	0.00	0.76	991.20
17/5/2015 4:10:00	23.16	98.60	0.00	0.63	170.71	189.53	0.00	1.01	991.00
17/5/2015 5:10:00	23.06	99.60	0.00	0.63	169.49	98.28	0.00	1.01	991.50
17/5/2015 6:10:00	23.11	98.40	0.00	3.13	169.79	49.14	0.00	0.50	991.90
17/5/2015 7:10:00	24.90	91.90	0.00	129.38	169.79	183.91	0.00	2.27	992.40
17/5/2015 8:10:00	26.79	85.20	0.00	300.63	170.71	186.72	0.25	2.77	992.70
17/5/2015 9:10:00	27.75	80.40	0.00	495.63	172.24	134.78	1.01	4.03	993.30
17/5/2015 10:10:00	29.37	75.40	0.00	715.63	174.33	75.81	1.26	7.05	993.40
17/5/2015 11:10:00	30.55	71.80	0.00	778.13	175.25	169.88	1.26	5.54	992.80
17/5/2015 12:10:00	31.36	66.80	0.00	674.38	175.86	68.79	1.76	7.30	992.50
17/5/2015 13:10:00	31.69	62.60	0.00	750.63	172.86	116.53	1.76	6.04	991.20
17/5/2015 14:10:00	31.56	65.10	0.00	648.13	0.00	210.59	0.76	4.78	990.20
17/5/2015 15:10:00	31.23	64.20	0.00	170.63	0.00	110.91	1.51	5.29	989.70
17/5/2015 16:10:00	32.30	60.90	0.00	336.88	0.00	67.39	0.76	4.53	992.80
17/5/2015 17:10:00	31.28	66.80	0.00	90.63	0.00	179.70	0.25	4.28	989.20
17/5/2015 18:10:00	26.28	88.70	0.00	0.63	0.00	123.55	0.25	1.26	989.50
17/5/2015 19:10:00	25.31	89.90	0.00	0.63	0.00	115.12	0.00	1.01	990.30
17/5/2015 20:10:00	25.04	92.00	0.00	0.63	0.00	99.68	0.00	0.50	990.80
17/5/2015 21:10:00	24.29	95.10	0.00	0.63	0.00	99.68	0.00	0.50	991.40
17/5/2015 22:10:00	23.91	95.50	0.00	0.63	0.00	101.08	0.00	0.76	991.60
17/5/2015 23:10:00	23.57	96.80	0.00	0.63	0.00	71.60	0.00	0.76	991.60
18/5/2015 0:10:00	23.40	96.60	0.00	0.63	51.39	73.00	0.00	0.76	991.40
18/5/2015 1:10:00	22.85	98.00	0.00	0.63	165.87	91.26	0.00	0.76	991.10
18/5/2015 2:10:00	22.63	98.70	0.00	0.63	165.26	91.26	0.00	0.50	990.30
18/5/2015 3:10:00	24.41	90.20	0.00	0.63	165.26	224.63	0.00	2.27	990.70
18/5/2015 4:10:00	23.64	92.60	0.00	0.63	164.95	18.25	0.00	1.26	990.20
18/5/2015 5:10:00	23.86	91.10	0.00	0.63	164.71	154.43	0.00	2.02	990.40
18/5/2015 6:10:00	22.75	96.80	0.00	1.88	164.40	217.61	0.00	1.76	991.30

Visto por:		Elaborado por:			Rev.: 001 26/01/15 Página 75
Thiago Millani Coordenador	Juhei Muramoto Gestor	Felipe de Almeida Meteorologista	Tatiana Pilachevsky Geógrafa		


Data - hora (Horário oficial de Brasília)	Tempera- tura (°C)	UR (%)	Precipitação (mm)	Radiação Solar (W/m ²)	Nível do Tanque classe A (mm)	Direção do Vento (Graus)	Velocidade do Vento (m/s)	Velocidade de Rajada (m/s)	Pressão (mbar)
18/5/2015 7:10:00	25.79	90.10	0.00	119.38	164.71	224.63	0.00	0.76	990.60
18/5/2015 8:10:00	27.16	82.50	0.00	348.13	165.26	117.93	0.50	3.02	992.50
18/5/2015 9:10:00	29.09	75.90	0.00	536.88	166.48	136.18	0.50	4.03	992.70
18/5/2015 10:10:00	29.59	70.80	0.00	650.63	168.63	158.64	1.51	5.79	992.50
18/5/2015 11:10:00	30.24	65.10	0.00	698.13	169.18	81.43	1.76	5.29	992.10
18/5/2015 12:10:00	31.18	61.80	0.00	785.63	170.10	98.28	1.01	5.04	991.50
18/5/2015 13:10:00	31.66	57.90	0.00	750.63	0.00	116.53	1.51	4.78	990.40
18/5/2015 14:10:00	32.36	58.80	0.00	661.88	0.00	102.49	1.01	4.53	990.00
18/5/2015 15:10:00	32.95	55.90	0.00	485.63	0.00	348.17	0.76	3.78	991.40
18/5/2015 16:10:00	32.82	55.00	0.00	308.13	0.00	195.15	0.50	3.53	989.40
18/5/2015 17:10:00	31.33	64.20	0.00	86.88	0.00	158.64	0.25	3.02	989.30
18/5/2015 18:10:00	26.72	84.40	0.00	0.63	0.00	124.95	0.76	1.51	989.90
18/5/2015 19:10:00	25.60	89.10	0.00	0.63	0.00	82.83	0.00	1.01	990.20
18/5/2015 20:10:00	25.19	90.10	0.00	0.63	0.00	82.83	0.00	0.50	990.60
18/5/2015 21:10:00	24.80	92.70	0.00	0.63	0.00	89.85	0.00	0.76	991.10
18/5/2015 22:10:00	24.36	94.30	0.00	0.63	0.00	116.53	0.00	0.76	991.10
18/5/2015 23:10:00	23.81	95.70	0.00	0.63	0.00	95.47	0.00	0.50	991.40
19/5/2015 0:10:00	23.57	95.80	0.00	0.63	0.00	95.47	0.00	0.50	991.40
19/5/2015 1:10:00	23.33	97.30	0.00	0.63	121.20	95.47	0.00	0.50	991.10
19/5/2015 2:10:00	23.23	98.60	0.00	0.63	159.87	4.21	0.00	0.76	990.50
19/5/2015 3:10:00	22.85	99.60	0.00	0.63	159.87	352.38	0.00	0.50	990.50
19/5/2015 4:10:00	22.71	100.00	0.00	0.63	158.95	352.38	0.00	0.25	990.30
19/5/2015 5:10:00	22.66	99.90	0.00	0.63	158.33	350.98	0.00	0.76	990.50
19/5/2015 6:10:00	22.44	100.00	0.00	3.13	158.33	11.23	0.00	0.50	991.20
19/5/2015 7:10:00	23.93	96.60	0.00	101.88	158.33	9.83	0.00	0.76	991.80
19/5/2015 8:10:00	27.53	89.40	0.00	338.13	159.87	342.56	0.00	0.76	992.40
19/5/2015 9:10:00	28.39	81.10	0.00	506.88	161.64	211.99	1.01	3.78	992.50
19/5/2015 10:10:00	30.42	72.40	0.00	641.88	163.18	120.74	1.01	4.78	992.60
19/5/2015 11:10:00	30.82	69.60	0.00	770.63	163.79	103.89	1.51	5.04	991.90
19/5/2015 12:10:00	32.07	62.90	0.00	844.38	165.57	58.97	2.02	5.29	991.20
19/5/2015 13:10:00	31.10	61.70	0.00	100.63	0.00	137.58	2.27	5.54	990.90

Visto por:		Elaborado por:			Rev.: 001 26/01/15 Página 76
Thiago Millani Coordenador	Juhei Muramoto Gestor	Felipe de Almeida Meteorologista	Tatiana Pilachevsky Geógrafa		


Data - hora (Horário oficial de Brasília)	Tempera- tura (°C)	UR (%)	Precipitação (mm)	Radiação Solar (W/m ²)	Nível do Tanque classe A (mm)	Direção do Vento (Graus)	Velocidade do Vento (m/s)	Velocidade de Rajada (m/s)	Pressão (mbar)
19/5/2015 14:10:00	33.00	54.20	0.00	683.13	0.00	179.70	1.26	5.29	989.80
19/5/2015 15:10:00	33.70	52.90	0.00	496.88	0.00	36.50	1.01	6.30	989.40
19/5/2015 16:10:00	32.77	54.20	0.00	300.63	0.00	68.79	0.76	4.03	988.00
19/5/2015 17:10:00	31.20	65.10	0.00	118.13	0.00	102.49	0.50	3.53	988.60
19/5/2015 18:10:00	26.28	83.10	0.00	0.63	0.00	103.89	0.25	1.51	988.40
19/5/2015 19:10:00	25.53	84.50	0.00	0.63	0.00	73.00	0.00	1.51	988.90
19/5/2015 20:10:00	24.48	90.50	0.00	0.63	0.00	68.79	0.00	1.26	989.60
19/5/2015 21:10:00	24.24	90.90	0.00	0.63	0.00	70.20	0.00	0.76	990.30
19/5/2015 22:10:00	24.00	92.50	0.00	0.63	0.00	70.20	0.00	0.50	990.60
19/5/2015 23:10:00	23.59	95.40	0.00	0.63	0.00	68.79	0.00	0.76	990.60
20/5/2015 0:10:00	23.21	97.20	0.00	0.63	0.00	327.11	0.00	0.50	991.00
20/5/2015 1:10:00	23.21	97.60	0.00	0.63	13.64	328.52	0.00	0.50	990.40
20/5/2015 2:10:00	22.82	98.50	0.00	0.63	153.19	328.52	0.00	1.01	990.20
20/5/2015 3:10:00	22.51	99.40	0.00	0.63	153.49	315.88	0.00	1.01	989.90
20/5/2015 4:10:00	22.56	99.30	0.00	0.63	153.19	315.88	0.00	0.25	989.80
20/5/2015 5:10:00	22.25	99.80	0.00	0.63	152.88	315.88	0.00	0.76	989.80
20/5/2015 6:10:00	22.18	100.00	0.00	1.88	152.88	315.88	0.00	0.50	990.20
20/5/2015 7:10:00	23.91	95.50	0.00	154.38	152.88	336.94	0.00	1.01	990.90
20/5/2015 8:10:00	26.62	89.40	0.00	338.13	154.11	356.60	0.00	1.01	991.20
20/5/2015 9:10:00	29.27	84.10	0.00	503.13	155.64	290.61	0.25	2.52	991.60
20/5/2015 10:10:00	30.60	71.90	0.00	628.13	158.33	9.83	0.76	3.27	991.50
20/5/2015 11:10:00	31.92	65.70	0.00	743.13	159.56	67.39	0.76	5.79	991.10
20/5/2015 12:10:00	30.87	66.50	0.00	208.13	155.94	94.06	1.26	5.29	990.60
20/5/2015 13:10:00	32.46	62.40	0.00	744.38	0.00	85.64	1.01	4.03	989.50
20/5/2015 14:10:00	31.89	61.70	0.00	185.63	0.00	221.82	1.51	5.29	988.80
20/5/2015 15:10:00	32.67	58.60	0.00	479.38	0.00	256.92	1.01	3.53	987.80
20/5/2015 16:10:00	32.95	59.90	0.00	295.63	0.00	189.53	1.26	4.03	987.50
20/5/2015 17:10:00	31.56	68.00	0.00	120.63	0.00	147.41	0.25	2.77	987.70
20/5/2015 18:10:00	27.28	84.00	0.00	0.63	0.00	85.64	0.00	1.26	988.00
20/5/2015 19:10:00	26.04	87.50	0.00	0.63	0.00	74.41	0.00	1.26	988.60
20/5/2015 20:10:00	25.57	90.20	0.00	0.63	0.00	75.81	0.00	0.76	989.20

Visto por:		Elaborado por:			Rev.: 001 26/01/15 Página 77
Thiago Millani Coordenador	Juhei Muramoto Gestor	Felipe de Almeida Meteorologista	Tatiana Pilachevsky Geógrafa		


Data - hora (Horário oficial de Brasília)	Tempera- tura (°C)	UR (%)	Precipitação (mm)	Radiação Solar (W/m ²)	Nível do Tanque classe A (mm)	Direção do Vento (Graus)	Velocidade do Vento (m/s)	Velocidade de Rajada (m/s)	Pressão (mbar)
20/5/2015 21:10:00	25.07	92.50	0.00	0.63	0.00	75.81	0.00	1.01	989.90
20/5/2015 22:10:00	24.65	94.40	0.00	0.63	0.00	75.81	0.00	0.76	990.40
20/5/2015 23:10:00	24.27	96.40	0.00	0.63	0.00	73.00	0.00	0.76	990.40
21/5/2015 0:10:00	24.15	95.80	0.00	0.63	0.00	53.35	0.00	0.76	990.40
21/5/2015 1:10:00	23.64	98.60	0.00	0.63	114.52	331.33	0.00	0.76	990.20
21/5/2015 2:10:00	23.64	98.90	0.00	0.63	148.96	73.00	0.00	1.01	989.90
21/5/2015 3:10:00	23.47	99.10	0.00	0.63	148.65	73.00	0.00	1.51	989.70
21/5/2015 4:10:00	23.23	99.80	0.00	0.63	148.65	73.00	0.00	0.50	989.70
21/5/2015 5:10:00	22.99	99.70	0.00	0.63	148.34	73.00	0.00	0.50	990.10
21/5/2015 6:10:00	22.78	100.00	0.00	1.88	147.49	4.21	0.00	0.76	990.50
21/5/2015 7:10:00	25.38	95.30	0.00	168.13	148.04	341.15	0.00	1.01	991.00
21/5/2015 8:10:00	27.55	88.40	0.00	333.13	148.96	331.33	0.00	1.26	991.90
21/5/2015 9:10:00	29.12	80.00	0.00	499.38	150.18	47.73	1.76	5.04	992.40
21/5/2015 10:10:00	30.09	74.50	0.00	855.63	151.96	58.97	2.52	5.54	992.60
21/5/2015 11:10:00	31.18	70.50	0.00	834.38	153.49	47.73	2.52	5.29	992.10
21/5/2015 12:10:00	31.56	65.70	0.00	145.63	153.49	57.56	1.51	4.78	991.10
21/5/2015 13:10:00	31.23	64.70	0.00	150.63	0.35	81.43	1.26	5.04	989.80
21/5/2015 14:10:00	29.52	69.40	0.00	334.38	0.00	74.41	1.76	6.30	989.10
21/5/2015 15:10:00	29.41	72.10	0.00	240.63	0.00	35.10	1.01	7.05	988.40
21/5/2015 16:10:00	31.26	63.50	0.00	314.38	0.00	70.20	0.50	2.52	987.00
21/5/2015 17:10:00	29.87	74.00	0.00	119.38	0.00	60.37	1.01	3.78	988.00
21/5/2015 18:10:00	26.48	83.80	0.00	0.63	0.00	91.26	0.25	4.28	988.50
21/5/2015 19:10:00	25.40	90.00	0.00	0.63	0.00	68.79	0.25	1.76	989.30
21/5/2015 20:10:00	25.11	90.60	0.00	0.63	0.00	115.12	0.00	2.02	990.10
21/5/2015 21:10:00	25.26	91.20	0.00	0.63	0.00	65.98	0.00	1.76	991.00
21/5/2015 22:10:00	24.80	92.40	0.00	0.63	94.91	67.39	0.00	1.01	991.20
21/5/2015 23:10:00	24.29	95.40	0.00	0.63	144.12	16.85	0.00	2.02	991.20
22/5/2015 0:10:00	24.00	96.00	0.00	0.63	143.50	60.37	0.00	1.26	991.10
22/5/2015 1:10:00	23.91	96.10	0.00	0.63	143.50	74.41	0.00	1.01	991.10
22/5/2015 2:10:00	23.59	96.30	0.00	0.63	143.26	74.41	0.00	0.76	990.40
22/5/2015 3:10:00	23.52	96.80	0.00	0.63	142.95	44.93	0.25	1.01	990.00

Visto por:		Elaborado por:			Rev.: 001 26/01/15 Página 78
Thiago Millani Coordenador	Juhei Muramoto Gestor	Felipe de Almeida Meteorologista	Tatiana Pilachevsky Geógrafa		


Data - hora (Horário oficial de Brasília)	Tempera- tura (°C)	UR (%)	Precipitação (mm)	Radiação Solar (W/m ²)	Nível do Tanque classe A (mm)	Direção do Vento (Graus)	Velocidade do Vento (m/s)	Velocidade de Rajada (m/s)	Pressão (mbar)
22/5/2015 4:10:00	23.11	97.10	0.00	0.63	142.03	82.83	0.00	1.01	990.00
22/5/2015 5:10:00	22.97	97.60	0.00	0.63	141.73	78.62	0.00	1.51	990.50
22/5/2015 6:10:00	22.85	98.50	0.00	0.63	142.03	73.00	0.00	1.01	991.20
22/5/2015 7:10:00	23.62	97.40	0.00	70.63	141.73	64.58	0.00	0.76	992.00
22/5/2015 8:10:00	25.82	91.00	0.00	180.63	142.95	353.79	0.25	1.51	992.60
22/5/2015 9:10:00	28.30	82.60	0.00	536.88	143.81	327.11	0.25	1.76	993.00
22/5/2015 10:10:00	29.54	76.10	0.00	556.88	145.34	49.14	1.01	3.02	993.00
22/5/2015 11:10:00	30.87	70.80	0.00	738.13	147.18	71.60	2.52	6.04	992.50
22/5/2015 12:10:00	31.33	67.00	0.00	1021.88	147.73	30.89	2.27	5.54	991.80
22/5/2015 13:10:00	32.30	66.60	0.00	563.13	122.36	39.31	1.26	5.79	990.70
22/5/2015 14:10:00	30.65	72.70	0.00	165.63	0.00	88.45	0.76	4.53	989.70
22/5/2015 15:10:00	26.55	81.30	0.00	86.88	0.00	95.47	0.76	5.79	988.90
22/5/2015 16:10:00	27.09	81.40	0.00	115.63	0.00	33.69	0.00	3.02	989.00
22/5/2015 17:10:00	26.18	87.10	0.00	65.63	0.00	77.22	0.00	1.51	988.50
22/5/2015 18:10:00	25.04	91.60	0.00	0.63	0.00	99.68	0.00	1.01	989.20
22/5/2015 19:10:00	24.63	94.40	0.00	0.63	116.66	74.41	0.00	0.76	989.60
22/5/2015 20:10:00	24.36	96.30	0.00	0.63	141.42	71.60	0.00	0.76	990.30
22/5/2015 21:10:00	24.53	96.70	0.00	0.63	141.11	71.60	0.00	0.76	991.10
22/5/2015 22:10:00	24.05	97.90	0.00	0.63	140.81	73.00	0.00	0.50	991.50
22/5/2015 23:10:00	23.98	98.60	0.00	0.63	139.89	22.46	0.00	0.50	991.80
23/5/2015 0:10:00	23.81	99.50	0.00	0.63	139.58	22.46	0.00	0.00	991.70
23/5/2015 1:10:00	23.55	99.50	0.00	0.63	139.58	64.58	0.00	1.01	991.20
23/5/2015 2:10:00	23.35	99.60	0.00	0.63	139.27	50.54	0.00	0.50	990.80
23/5/2015 3:10:00	23.18	100.00	0.00	0.63	139.58	4.21	0.00	0.25	990.50
23/5/2015 4:10:00	22.97	100.00	0.00	0.63	138.72	4.21	0.00	0.50	990.10
23/5/2015 5:10:00	22.78	100.00	0.00	0.63	138.72	356.60	0.00	0.76	990.50
23/5/2015 6:10:00	22.75	100.00	0.00	1.88	139.27	350.98	0.00	0.00	990.90
23/5/2015 7:10:00	24.44	99.10	0.00	176.88	139.27	350.98	0.00	0.00	991.70
23/5/2015 8:10:00	27.28	90.20	0.00	153.13	139.58	348.17	0.00	0.76	992.50
23/5/2015 9:10:00	29.41	82.10	0.00	389.38	141.42	32.29	0.25	3.02	992.70
23/5/2015 10:10:00	29.14	81.50	0.00	609.38	142.65	44.93	2.02	5.54	992.80

Visto por:		Elaborado por:			Rev.: 001 26/01/15 Página 79
Thiago Millani Coordenador	Juhei Muramoto Gestor	Felipe de Almeida Meteorologista	Tatiana Pilachevsky Geógrafa		


Data - hora (Horário oficial de Brasília)	Tempera- tura (°C)	UR (%)	Precipitação (mm)	Radiação Solar (W/m ²)	Nível do Tanque classe A (mm)	Direção do Vento (Graus)	Velocidade do Vento (m/s)	Velocidade de Rajada (m/s)	Pressão (mbar)
23/5/2015 11:10:00	29.69	75.90	0.00	916.88	142.95	44.93	2.02	5.54	992.10
23/5/2015 12:10:00	29.87	75.90	0.00	418.13	143.50	49.14	2.27	4.78	991.30
23/5/2015 13:10:00	31.74	65.50	0.00	853.13	145.04	49.14	2.27	5.29	990.10
23/5/2015 14:10:00	32.25	66.00	0.00	779.38	132.35	54.75	1.76	4.78	989.30
23/5/2015 15:10:00	32.48	62.90	0.00	453.13	0.00	28.08	2.02	4.78	988.30
23/5/2015 16:10:00	31.20	67.10	0.00	111.88	0.00	37.91	1.26	4.78	988.10
23/5/2015 17:10:00	30.34	71.50	0.00	71.88	0.00	81.43	0.00	2.27	987.90
23/5/2015 18:10:00	27.21	82.70	0.00	0.63	0.00	123.55	0.25	1.51	988.50
23/5/2015 19:10:00	25.87	90.20	0.00	0.63	0.00	77.22	0.00	1.26	986.70
23/5/2015 20:10:00	25.53	92.30	0.00	0.63	0.00	63.18	0.00	0.76	989.50
23/5/2015 21:10:00	25.50	94.30	0.00	0.63	0.00	91.26	0.00	0.76	990.40
23/5/2015 22:10:00	25.31	95.20	0.00	0.63	137.19	43.52	0.00	0.00	990.40
23/5/2015 23:10:00	25.19	96.40	0.00	0.63	136.88	43.52	0.00	0.76	990.50
24/5/2015 0:10:00	25.04	96.10	0.00	0.63	136.58	25.27	0.50	0.25	990.60
24/5/2015 1:10:00	24.68	98.30	0.00	0.63	135.97	101.08	0.00	2.52	990.00
24/5/2015 2:10:00	24.29	99.10	0.00	0.63	135.97	74.41	0.00	1.01	989.50
24/5/2015 3:10:00	23.86	99.20	0.00	0.63	135.66	74.41	0.00	0.50	989.10
24/5/2015 4:10:00	23.79	99.60	0.00	0.63	135.05	74.41	0.00	0.00	989.20
24/5/2015 5:10:00	23.64	99.70	0.00	0.63	134.80	74.41	0.00	0.00	989.20
24/5/2015 6:10:00	23.45	100.00	0.00	4.38	134.80	33.69	0.00	0.00	989.90
24/5/2015 7:10:00	24.48	98.90	0.00	55.63	135.35	33.69	0.00	0.00	990.20
24/5/2015 8:10:00	28.52	90.20	0.00	359.38	135.97	1.40	0.00	0.50	991.50
24/5/2015 9:10:00	29.19	80.00	0.00	495.63	137.50	49.14	0.76	2.77	992.00
24/5/2015 10:10:00	30.32	73.60	0.00	626.88	139.89	64.58	1.51	4.03	991.80
24/5/2015 11:10:00	30.50	70.50	0.00	790.63	139.03	40.71	1.51	4.53	991.30
24/5/2015 12:10:00	31.15	66.80	0.00	168.13	140.19	58.97	1.26	5.04	990.00
24/5/2015 13:10:00	32.23	63.40	0.00	170.63	140.50	80.02	0.76	3.78	989.00
24/5/2015 14:10:00	33.42	56.70	0.00	630.63	132.04	37.91	1.51	5.04	988.10
24/5/2015 15:10:00	32.36	61.60	0.00	585.63	0.00	64.58	2.02	4.78	987.20
24/5/2015 16:10:00	31.97	62.50	0.00	309.38	0.00	57.56	1.51	4.53	987.10
24/5/2015 17:10:00	29.14	79.50	0.00	31.88	0.00	84.24	0.25	2.77	987.30

Visto por:		Elaborado por:			Rev.: 001 26/01/15 Página 80
Thiago Millani Coordenador	Juhei Muramoto Gestor	Felipe de Almeida Meteorologista	Tatiana Pilachevsky Geógrafa		


Data - hora (Horário oficial de Brasília)	Tempera- tura (°C)	UR (%)	Precipitação (mm)	Radiação Solar (W/m ²)	Nível do Tanque classe A (mm)	Direção do Vento (Graus)	Velocidade do Vento (m/s)	Velocidade de Rajada (m/s)	Pressão (mbar)
24/5/2015 18:10:00	25.36	92.40	5.60	0.63	0.00	35.10	2.77	7.55	988.40
24/5/2015 19:10:00	23.86	97.70	0.00	0.63	23.88	99.68	0.25	2.02	988.80
24/5/2015 20:10:00	23.76	99.20	0.00	0.63	137.19	71.60	0.00	1.51	989.10
24/5/2015 21:10:00	23.28	99.30	0.00	0.63	137.50	78.62	0.00	0.00	989.10
24/5/2015 22:10:00	23.33	99.60	0.20	0.63	136.58	78.62	0.00	0.00	989.50
24/5/2015 23:10:00	23.47	100.00	0.00	0.63	136.88	78.62	0.00	0.00	989.90
25/5/2015 0:10:00	23.35	100.00	0.00	0.63	135.97	7.02	0.00	0.00	989.60
25/5/2015 1:10:00	23.06	100.00	0.00	0.63	135.35	343.96	0.00	0.00	989.80
25/5/2015 2:10:00	22.85	100.00	0.00	0.63	135.35	341.15	0.00	0.00	989.60
25/5/2015 3:10:00	22.66	100.00	0.00	0.63	134.19	349.58	0.00	0.00	989.60
25/5/2015 4:10:00	22.47	100.00	0.00	0.63	134.49	9.83	0.00	0.00	989.90
25/5/2015 5:10:00	22.54	100.00	0.00	0.63	134.19	346.77	0.00	0.00	990.10
25/5/2015 6:10:00	22.51	100.00	0.00	0.63	134.19	324.31	0.00	0.50	990.60
25/5/2015 7:10:00	22.94	100.00	0.00	71.88	134.19	343.96	0.00	0.00	991.20
25/5/2015 8:10:00	25.82	100.00	0.00	334.38	135.05	331.33	0.00	0.50	991.90
25/5/2015 9:10:00	27.58	89.30	0.00	503.13	136.58	223.22	0.76	2.27	992.00
25/5/2015 10:10:00	30.62	75.30	0.00	630.63	139.58	57.56	0.76	3.53	991.50
25/5/2015 11:10:00	31.05	72.30	0.00	679.38	139.89	71.60	1.26	4.78	991.10
25/5/2015 12:10:00	32.07	69.10	0.00	208.13	141.11	161.45	0.50	4.03	990.10
25/5/2015 13:10:00	33.00	65.00	0.00	899.38	141.73	21.06	0.76	4.78	989.50
25/5/2015 14:10:00	32.59	62.60	0.00	663.13	141.73	129.16	1.01	4.28	988.60
25/5/2015 15:10:00	31.84	61.40	0.00	78.13	38.40	165.66	1.26	5.54	987.70
25/5/2015 16:10:00	32.72	61.00	0.00	341.88	0.00	146.01	1.01	4.28	987.20
25/5/2015 17:10:00	30.24	72.30	0.00	24.38	0.00	94.06	0.25	4.53	987.40
25/5/2015 18:10:00	26.62	86.40	0.00	1.88	0.00	113.72	0.00	1.51	987.70
25/5/2015 19:10:00	25.70	90.90	0.00	0.63	0.00	103.89	0.00	0.25	987.70
25/5/2015 20:10:00	25.23	92.40	0.00	0.63	0.00	88.45	0.00	0.00	988.40
25/5/2015 21:10:00	24.65	95.80	0.00	0.63	0.00	25.27	0.00	0.50	989.50
25/5/2015 22:10:00	24.15	96.50	0.00	0.63	0.00	9.83	0.00	0.50	989.80
25/5/2015 23:10:00	24.00	96.70	0.00	0.63	39.93	9.83	0.00	0.25	989.70
26/5/2015 0:10:00	23.83	96.90	0.00	0.63	131.12	9.83	0.00	0.50	990.00

Visto por:		Elaborado por:			Rev.: 001 26/01/15 Página 81
Thiago Millani Coordenador	Juhei Muramoto Gestor	Felipe de Almeida Meteorologista	Tatiana Pilachevsky Geógrafa		


Data - hora (Horário oficial de Brasília)	Tempera- tura (°C)	UR (%)	Precipitação (mm)	Radiação Solar (W/m ²)	Nível do Tanque classe A (mm)	Direção do Vento (Graus)	Velocidade do Vento (m/s)	Velocidade de Rajada (m/s)	Pressão (mbar)
26/5/2015 1:10:00	23.47	98.00	0.00	0.63	130.57	9.83	0.00	0.76	989.60
26/5/2015 2:10:00	23.02	99.00	0.00	0.63	130.27	9.83	0.00	0.50	989.50
26/5/2015 3:10:00	22.85	99.70	0.00	0.63	129.65	9.83	0.00	0.25	989.80
26/5/2015 4:10:00	22.49	100.00	0.00	0.63	129.35	9.83	0.00	0.50	989.40
26/5/2015 5:10:00	22.49	100.00	0.00	0.63	128.73	9.83	0.00	0.00	990.00
26/5/2015 6:10:00	22.35	100.00	0.00	0.63	128.73	317.29	0.00	0.50	990.30
26/5/2015 7:10:00	22.92	100.00	0.00	109.38	128.73	317.29	0.00	0.76	990.70
26/5/2015 8:10:00	27.11	90.30	0.00	331.88	130.27	327.11	0.00	0.50	991.30
26/5/2015 9:10:00	29.92	81.00	0.00	498.13	132.35	33.69	0.25	2.27	991.30
26/5/2015 10:10:00	30.55	68.30	0.00	630.63	133.88	74.41	1.26	3.78	991.30
26/5/2015 11:10:00	31.13	66.80	0.00	758.13	135.05	53.35	2.52	5.54	990.90
26/5/2015 12:10:00	33.03	60.10	0.00	843.13	135.97	154.43	0.76	5.04	990.20
26/5/2015 13:10:00	32.92	57.30	0.00	750.63	0.00	89.85	0.50	4.28	989.10
26/5/2015 14:10:00	33.24	55.90	0.00	636.88	0.00	80.02	1.26	4.28	988.00
26/5/2015 15:10:00	32.64	58.90	0.00	481.88	0.00	92.66	1.26	3.78	987.10
26/5/2015 16:10:00	33.21	56.20	0.00	290.63	0.00	131.97	1.01	4.28	986.90
26/5/2015 17:10:00	31.71	65.70	0.00	78.13	0.00	71.60	0.25	2.77	986.80
26/5/2015 18:10:00	27.04	82.80	0.00	0.63	0.00	122.14	0.50	1.51	986.20
26/5/2015 19:10:00	26.04	85.00	0.00	0.63	0.00	71.60	0.00	0.76	987.90
26/5/2015 20:10:00	25.50	90.10	0.00	0.63	0.00	73.00	0.00	0.76	988.40
26/5/2015 21:10:00	25.02	92.70	0.00	0.63	0.00	73.00	0.00	0.50	988.60
26/5/2015 22:10:00	24.63	94.40	0.00	0.63	0.00	73.00	0.00	0.50	988.90
26/5/2015 23:10:00	24.29	95.10	0.00	0.63	0.00	350.98	0.00	0.50	988.80
27/5/2015 0:10:00	23.81	97.30	0.00	0.63	0.00	349.58	0.00	0.50	988.60
27/5/2015 1:10:00	23.59	96.30	0.00	0.63	0.00	349.58	0.00	0.76	988.10
27/5/2015 2:10:00	23.50	98.60	0.00	0.63	115.74	30.89	0.00	1.01	988.00
27/5/2015 3:10:00	23.18	99.40	0.00	0.63	124.51	355.19	0.00	0.50	987.90
27/5/2015 4:10:00	23.06	99.70	0.00	0.63	124.20	355.19	0.00	0.50	988.50
27/5/2015 5:10:00	22.92	100.00	0.00	0.63	123.59	36.50	0.50	2.27	989.10
27/5/2015 6:10:00	22.90	100.00	0.00	1.88	123.59	328.52	0.00	0.50	989.70
27/5/2015 7:10:00	23.79	100.00	0.00	88.13	124.51	356.60	0.00	1.01	990.00

Visto por:		Elaborado por:			Rev.: 001 26/01/15 Página 82
Thiago Millani Coordenador	Juhei Muramoto Gestor	Felipe de Almeida Meteorologista	Tatiana Pilachevsky Geógrafa		


Data - hora (Horário oficial de Brasília)	Tempera- tura (°C)	UR (%)	Precipitação (mm)	Radiação Solar (W/m ²)	Nível do Tanque classe A (mm)	Direção do Vento (Graus)	Velocidade do Vento (m/s)	Velocidade de Rajada (m/s)	Pressão (mbar)
27/5/2015 8:10:00	25.50	96.80	0.00	149.38	124.51	237.26	0.50	1.76	991.00
27/5/2015 9:10:00	30.02	83.60	0.00	491.88	126.28	342.56	0.00	1.01	991.10
27/5/2015 10:10:00	31.03	76.90	0.00	129.38	129.35	251.30	0.25	2.27	991.30
27/5/2015 11:10:00	32.54	63.00	0.00	723.13	130.27	350.98	1.01	4.28	990.90
27/5/2015 12:10:00	33.16	61.50	0.00	889.38	131.43	158.64	0.76	4.03	989.90
27/5/2015 13:10:00	33.37	59.40	0.00	809.38	0.00	70.20	0.50	3.27	989.10
27/5/2015 14:10:00	32.79	57.60	0.00	650.63	0.00	85.64	1.01	5.29	988.10
27/5/2015 15:10:00	31.74	63.20	0.00	130.63	0.00	7.02	1.51	4.78	987.30
27/5/2015 16:10:00	30.04	76.40	0.00	110.63	0.00	346.77	1.26	3.27	987.30
27/5/2015 17:10:00	28.39	81.80	0.00	99.38	0.00	77.22	1.01	2.77	987.10
27/5/2015 18:10:00	26.97	86.10	0.00	0.63	0.00	129.16	0.25	2.27	987.10
27/5/2015 19:10:00	26.23	90.70	0.00	0.63	0.00	130.57	0.50	3.27	988.20
27/5/2015 20:10:00	25.57	94.80	0.00	0.63	0.00	92.66	0.00	1.76	989.30
27/5/2015 21:10:00	25.36	96.70	0.00	0.63	69.23	71.60	0.00	1.01	989.90
27/5/2015 22:10:00	25.21	97.20	0.00	0.63	122.36	54.75	0.00	1.01	990.60
27/5/2015 23:10:00	25.09	97.20	0.00	0.63	122.05	77.22	0.00	1.51	990.50
28/5/2015 0:10:00	25.26	93.10	0.00	0.63	121.50	87.04	2.52	5.29	990.40
28/5/2015 1:10:00	25.14	90.00	0.00	0.63	120.58	68.79	1.01	4.78	990.10
28/5/2015 2:10:00	24.56	92.40	0.00	0.63	120.89	144.60	0.00	3.27	989.00
28/5/2015 3:10:00	24.10	94.90	0.00	0.63	120.28	73.00	0.00	2.02	988.90
28/5/2015 4:10:00	23.79	96.20	0.00	0.63	119.97	67.39	0.00	1.76	989.00
28/5/2015 5:10:00	23.95	96.90	0.00	0.63	119.97	67.39	0.00	0.76	989.60
28/5/2015 6:10:00	23.47	96.80	0.00	0.63	119.66	50.54	0.00	1.01	990.00
28/5/2015 7:10:00	25.53	91.90	0.00	139.38	119.66	46.33	0.00	1.26	990.30
28/5/2015 8:10:00	26.60	86.00	0.00	324.38	121.50	190.93	0.76	3.02	991.10
28/5/2015 9:10:00	29.79	79.70	0.00	481.88	122.67	327.11	0.50	3.02	991.20
28/5/2015 10:10:00	30.55	74.80	0.00	610.63	124.51	220.42	0.50	2.52	990.90
28/5/2015 11:10:00	31.51	67.20	0.00	704.38	126.04	108.10	1.51	4.28	990.50
28/5/2015 12:10:00	32.79	63.00	0.00	876.88	108.51	57.56	1.01	4.03	989.30
28/5/2015 13:10:00	31.00	66.30	0.00	443.13	0.00	84.24	0.76	4.28	988.50
28/5/2015 14:10:00	31.59	64.10	0.00	235.63	0.00	40.71	1.76	4.53	987.30

Visto por:		Elaborado por:			Rev.: 001 26/01/15 Página 83
Thiago Millani Coordenador	Juhei Muramoto Gestor	Felipe de Almeida Meteorologista	Tatiana Pilachevsky Geógrafa		


Data - hora (Horário oficial de Brasília)	Tempera- tura (°C)	UR (%)	Precipitação (mm)	Radiação Solar (W/m ²)	Nível do Tanque classe A (mm)	Direção do Vento (Graus)	Velocidade do Vento (m/s)	Velocidade de Rajada (m/s)	Pressão (mbar)
28/5/2015 15:10:00	33.39	59.40	0.00	461.88	0.00	81.43	1.26	4.53	986.50
28/5/2015 16:10:00	33.00	59.40	0.00	280.63	0.00	115.12	1.01	5.04	985.90
28/5/2015 17:10:00	32.18	61.30	0.00	109.38	0.00	71.60	0.25	2.77	986.40
28/5/2015 18:10:00	27.31	83.80	0.00	0.63	0.00	75.81	0.00	1.51	986.60
28/5/2015 19:10:00	26.28	84.80	0.00	0.63	0.00	73.00	0.00	1.26	987.10
28/5/2015 20:10:00	25.62	91.30	0.00	0.63	0.00	63.18	0.00	1.01	987.80
28/5/2015 21:10:00	25.23	92.80	0.00	0.63	0.00	61.77	0.00	0.50	988.30
28/5/2015 22:10:00	24.90	95.90	0.00	0.63	0.00	57.56	0.00	0.50	988.70
28/5/2015 23:10:00	24.53	96.50	0.00	0.63	0.00	57.56	0.00	0.25	988.80
29/5/2015 0:10:00	24.22	98.40	0.00	0.63	0.00	352.38	0.00	1.01	988.90
29/5/2015 1:10:00	23.79	98.30	0.00	0.63	0.00	350.98	0.00	1.76	988.70
29/5/2015 2:10:00	23.69	98.60	0.00	0.63	115.13	328.52	0.00	0.76	988.20
29/5/2015 3:10:00	23.64	97.80	0.00	0.63	115.13	328.52	0.00	0.25	987.90
29/5/2015 4:10:00	23.40	97.70	0.00	0.63	114.82	342.56	0.00	0.76	987.80
29/5/2015 5:10:00	23.11	99.00	0.00	0.63	114.21	355.19	0.00	0.50	988.10
29/5/2015 6:10:00	23.14	99.60	0.00	0.63	113.90	355.19	0.00	0.50	988.70
29/5/2015 7:10:00	26.11	94.40	0.00	100.63	114.52	352.38	0.00	1.51	989.10
29/5/2015 8:10:00	27.36	87.20	0.00	325.63	115.44	277.98	0.25	1.76	989.60
29/5/2015 9:10:00	27.43	83.10	0.00	431.88	117.27	179.70	0.76	3.27	990.00
29/5/2015 10:10:00	29.52	75.50	0.00	669.38	118.74	244.28	1.51	3.78	989.60
29/5/2015 11:10:00	31.28	72.20	0.00	715.63	120.58	238.67	1.76	5.29	989.30
29/5/2015 12:10:00	31.77	69.10	0.00	176.88	120.89	127.76	1.26	5.79	988.10
29/5/2015 13:10:00	32.02	64.50	0.00	836.88	0.00	51.95	0.76	4.03	986.70
29/5/2015 14:10:00	32.38	63.00	0.00	606.88	0.00	87.04	1.01	3.78	985.50
29/5/2015 15:10:00	32.61	62.10	0.00	464.38	0.00	85.64	1.01	4.78	984.70
29/5/2015 16:10:00	31.00	67.70	0.00	53.13	0.00	116.53	0.50	4.28	985.20
29/5/2015 17:10:00	29.22	79.80	0.00	30.63	0.00	122.14	0.25	1.51	981.30
29/5/2015 18:10:00	25.55	90.30	2.40	0.63	0.00	51.95	2.77	8.56	985.80
29/5/2015 19:10:00	24.80	98.10	0.00	0.63	0.00	119.33	0.00	2.02	986.20
29/5/2015 20:10:00	24.70	99.20	0.00	0.63	0.00	65.98	0.00	1.01	986.70
29/5/2015 21:10:00	24.56	99.80	0.20	0.63	0.00	4.21	0.00	1.51	987.80

Visto por:		Elaborado por:			Rev.: 001 26/01/15 Página 84
Thiago Millani Coordenador	Juhei Muramoto Gestor	Felipe de Almeida Meteorologista	Tatiana Pilachevsky Geógrafa		


Data - hora (Horário oficial de Brasília)	Tempera- tura (°C)	UR (%)	Precipitação (mm)	Radiação Solar (W/m ²)	Nível do Tanque classe A (mm)	Direção do Vento (Graus)	Velocidade do Vento (m/s)	Velocidade de Rajada (m/s)	Pressão (mbar)
29/5/2015 22:10:00	25.19	92.50	0.00	0.63	0.00	54.75	1.01	3.27	988.10
29/5/2015 23:10:00	24.34	90.70	0.00	0.63	113.35	103.89	2.27	7.55	988.00
30/5/2015 0:10:00	23.18	97.70	1.80	0.63	114.82	82.83	0.25	6.30	988.10
30/5/2015 1:10:00	23.52	97.30	0.00	0.63	114.21	81.43	0.50	5.29	987.40
30/5/2015 2:10:00	23.59	98.70	0.00	0.63	114.21	1.40	0.00	1.76	987.10
30/5/2015 3:10:00	23.62	99.40	0.00	0.63	114.82	332.73	0.00	1.26	987.40
30/5/2015 4:10:00	23.59	99.20	0.00	0.63	113.60	18.25	0.00	0.76	987.60
30/5/2015 5:10:00	23.47	99.30	0.00	0.63	114.21	47.73	0.00	0.76	988.30
30/5/2015 6:10:00	23.45	99.80	0.00	1.88	112.43	70.20	0.25	1.26	988.60
30/5/2015 7:10:00	24.46	98.20	0.00	163.13	114.21	61.77	0.00	1.01	989.70
30/5/2015 8:10:00	29.17	85.50	0.00	394.38	115.44	29.48	0.00	0.00	990.30
30/5/2015 9:10:00	28.72	85.20	0.00	374.38	116.97	226.03	0.50	2.02	990.80
30/5/2015 10:10:00	30.57	79.40	0.00	648.13	119.36	262.53	0.76	2.77	990.50
30/5/2015 11:10:00	30.98	74.20	0.00	481.88	121.81	213.40	1.01	2.77	990.20
30/5/2015 12:10:00	32.79	72.50	0.00	823.13	60.77	325.71	0.25	3.02	988.90
30/5/2015 13:10:00	32.51	64.50	0.00	729.38	0.00	44.93	1.26	4.28	988.00
30/5/2015 14:10:00	33.18	59.00	0.00	611.88	0.00	43.52	1.26	4.53	986.70
30/5/2015 15:10:00	32.61	62.00	0.00	465.63	0.00	44.93	1.01	5.04	986.20
30/5/2015 16:10:00	32.46	61.40	0.00	263.13	0.00	54.75	0.76	4.28	986.10
30/5/2015 17:10:00	30.75	76.70	0.00	98.13	0.00	49.14	0.25	2.77	986.10
30/5/2015 18:10:00	27.26	85.70	0.00	0.63	0.00	92.66	0.00	1.26	986.70
30/5/2015 19:10:00	26.21	90.50	0.00	0.63	0.00	84.24	0.00	1.26	987.50
30/5/2015 20:10:00	27.43	84.20	0.00	0.63	0.00	78.62	1.01	2.77	988.20
30/5/2015 21:10:00	25.48	93.50	0.00	0.63	0.00	33.69	0.00	3.02	988.90
30/5/2015 22:10:00	24.80	94.90	0.00	0.63	0.00	64.58	0.00	1.01	989.00
30/5/2015 23:10:00	24.29	94.80	0.00	0.63	0.00	73.00	0.00	0.76	989.10
31/5/2015 0:10:00	24.41	98.10	0.00	0.63	110.29	78.62	0.00	1.01	989.60
31/5/2015 1:10:00	24.22	99.00	0.00	0.63	110.29	335.54	0.00	0.50	989.10
31/5/2015 2:10:00	23.93	100.00	0.00	0.63	109.68	37.91	0.00	1.01	988.90
31/5/2015 3:10:00	23.62	99.70	0.00	0.63	109.37	61.77	0.00	1.01	988.70
31/5/2015 4:10:00	23.79	99.70	0.00	0.63	109.12	64.58	0.00	0.50	988.60

Visto por:		Elaborado por:			Rev.: 001 26/01/15 Página 85
Thiago Millani Coordenador	Juhei Muramoto Gestor	Felipe de Almeida Meteorologista	Tatiana Pilachevsky Geógrafa		


Data - hora (Horário oficial de Brasília)	Tempera- tura (°C)	UR (%)	Precipitação (mm)	Radiação Solar (W/m ²)	Nível do Tanque classe A (mm)	Direção do Vento (Graus)	Velocidade do Vento (m/s)	Velocidade de Rajada (m/s)	Pressão (mbar)
31/5/2015 5:10:00	23.52	100.00	0.00	0.63	108.82	0.00	0.00	0.00	989.10
31/5/2015 6:10:00	23.28	100.00	0.00	4.38	108.82	348.17	0.00	0.25	989.60
31/5/2015 7:10:00	24.61	100.00	0.00	126.88	109.12	341.15	0.00	0.50	990.20
31/5/2015 8:10:00	28.17	88.90	0.00	329.38	109.98	327.11	0.00	0.76	990.80
31/5/2015 9:10:00	30.85	80.70	0.00	445.63	112.13	320.09	0.00	1.51	991.60
31/5/2015 10:10:00	29.82	79.80	0.00	688.13	113.05	227.44	1.01	2.27	991.30
31/5/2015 11:10:00	30.34	75.70	0.00	171.88	113.35	230.24	0.50	2.77	991.20
31/5/2015 12:10:00	30.90	69.90	0.00	789.38	103.67	228.84	1.26	2.77	990.40
31/5/2015 13:10:00	33.91	58.90	0.00	805.63	0.00	263.94	0.50	2.77	989.30
31/5/2015 14:10:00	33.29	58.80	0.00	561.88	0.00	75.81	0.50	2.77	988.60
31/5/2015 15:10:00	33.47	57.00	0.00	440.63	0.00	67.39	1.01	3.27	987.90
31/5/2015 16:10:00	32.92	58.40	0.00	196.88	0.00	94.06	0.76	2.52	987.40
31/5/2015 17:10:00	30.14	78.00	0.00	59.38	0.00	106.70	0.25	2.02	987.90
31/5/2015 18:10:00	27.14	86.10	0.00	0.63	0.00	82.83	0.00	1.26	987.30
31/5/2015 19:10:00	26.35	88.90	0.00	0.63	0.00	71.60	0.00	0.50	988.50
31/5/2015 20:10:00	25.60	92.80	0.00	0.63	0.00	58.97	0.00	3.02	989.40
31/5/2015 21:10:00	25.28	91.60	0.00	0.63	0.00	77.22	0.00	1.01	989.60
31/5/2015 22:10:00	24.77	93.60	0.00	0.63	0.00	77.22	0.00	0.25	989.90
31/5/2015 23:10:00	24.61	95.80	0.00	0.63	0.00	77.22	0.00	0.50	990.00
1/6/2015 0:10:00	24.56	97.40	0.00	0.63	0.00	7.02	0.00	0.50	990.10
1/6/2015 1:10:00	24.24	98.30	0.00	0.63	0.00	35.10	0.00	0.76	989.70
1/6/2015 2:10:00	23.76	98.70	0.00	0.63	104.59	342.56	0.00	0.50	989.80
1/6/2015 3:10:00	25.04	98.80	0.00	0.63	104.59	213.40	0.25	2.02	989.40
1/6/2015 4:10:00	23.88	99.50	0.00	0.63	103.98	1.40	0.00	1.01	990.00
1/6/2015 5:10:00	23.40	100.00	0.00	0.63	103.36	338.35	0.00	0.50	990.40
1/6/2015 6:10:00	23.23	100.00	0.00	0.63	103.67	334.13	0.00	0.50	990.90
1/6/2015 7:10:00	23.50	100.00	0.00	58.13	103.98	332.73	0.00	0.25	991.10
1/6/2015 8:10:00	27.36	98.10	0.00	221.88	105.14	306.06	0.00	1.01	991.80
1/6/2015 9:10:00	27.92	83.70	0.00	481.88	107.28	172.68	1.26	4.53	992.00
1/6/2015 10:10:00	30.60	78.40	0.00	628.13	108.51	178.30	0.76	3.78	992.10
1/6/2015 11:10:00	30.60	77.20	0.00	231.88	108.51	258.32	1.01	3.78	991.60

Visto por:		Elaborado por:			Rev.: 001 26/01/15 Página 86
Thiago Millani Coordenador	Juhei Muramoto Gestor	Felipe de Almeida Meteorologista	Tatiana Pilachevsky Geógrafa		


Data - hora (Horário oficial de Brasília)	Tempera- tura (°C)	UR (%)	Precipitação (mm)	Radiação Solar (W/m ²)	Nível do Tanque classe A (mm)	Direção do Vento (Graus)	Velocidade do Vento (m/s)	Velocidade de Rajada (m/s)	Pressão (mbar)
1/6/2015 12:10:00	32.02	68.80	0.00	953.13	110.90	197.95	1.76	5.04	990.90
1/6/2015 13:10:00	32.61	64.70	0.00	200.63	0.00	129.16	1.51	4.28	989.60
1/6/2015 14:10:00	33.70	59.00	0.00	645.63	0.00	51.95	1.51	5.54	988.60
1/6/2015 15:10:00	33.91	56.60	0.00	479.38	0.00	68.79	1.26	4.03	987.50
1/6/2015 16:10:00	33.78	55.40	0.00	246.88	0.00	67.39	0.76	4.28	987.60
1/6/2015 17:10:00	29.94	74.90	0.00	20.63	0.00	98.28	0.25	3.27	987.30
1/6/2015 18:10:00	27.38	84.80	0.00	0.63	0.00	98.28	0.25	1.76	987.90
1/6/2015 19:10:00	26.38	88.70	0.00	0.63	0.00	73.00	0.00	1.51	988.20
1/6/2015 20:10:00	25.74	91.50	0.00	0.63	0.00	68.79	0.00	0.50	989.00
1/6/2015 21:10:00	25.38	93.20	0.00	0.63	0.00	68.79	0.00	0.76	989.60
1/6/2015 22:10:00	25.26	95.10	0.00	0.63	0.00	68.79	0.00	0.50	990.20
1/6/2015 23:10:00	24.77	96.30	0.00	0.63	0.00	47.73	0.00	0.00	990.50
2/6/2015 0:10:00	25.72	94.90	0.00	0.63	0.00	162.86	0.50	2.02	990.20
2/6/2015 1:10:00	24.39	97.60	0.00	0.63	0.00	181.11	0.00	2.52	990.10
2/6/2015 2:10:00	23.83	98.80	0.00	0.63	0.00	85.64	0.00	0.50	989.50
2/6/2015 3:10:00	23.45	99.30	0.00	0.63	98.52	350.98	0.00	0.50	989.40
2/6/2015 4:10:00	23.09	100.00	0.00	0.63	98.22	346.77	0.00	0.25	989.50
2/6/2015 5:10:00	22.71	100.00	0.00	0.63	97.91	346.77	0.00	0.25	989.80
2/6/2015 6:10:00	22.47	100.00	0.00	1.88	97.91	346.77	0.00	0.76	990.00
2/6/2015 7:10:00	24.22	100.00	0.00	139.38	97.60	346.77	0.00	0.00	990.40
2/6/2015 8:10:00	27.53	88.90	0.00	228.13	99.13	283.59	0.00	1.01	990.70
2/6/2015 9:10:00	29.87	81.00	0.00	491.88	100.91	343.96	0.50	1.76	991.10
2/6/2015 10:10:00	30.34	72.10	0.00	619.38	103.36	47.73	1.26	3.53	991.10
2/6/2015 11:10:00	32.05	67.00	0.00	721.88	104.59	58.97	1.76	5.04	990.50
2/6/2015 12:10:00	33.42	61.40	0.00	180.63	22.10	122.14	0.76	4.78	990.10
2/6/2015 13:10:00	33.16	57.90	0.00	816.88	0.00	54.75	1.01	4.28	989.10
2/6/2015 14:10:00	33.52	51.90	0.00	661.88	0.00	43.52	2.02	5.54	988.00
2/6/2015 15:10:00	32.90	56.50	0.00	138.13	0.00	140.39	0.25	4.28	987.60
2/6/2015 16:10:00	31.05	72.20	0.00	223.13	0.00	60.37	0.50	2.27	987.10
2/6/2015 17:10:00	31.23	66.00	0.00	113.13	0.00	71.60	0.50	1.51	987.10
2/6/2015 18:10:00	27.36	83.80	0.00	0.63	0.00	112.31	0.00	1.26	987.10

Visto por:		Elaborado por:			Rev.: 001 26/01/15 Página 87
Thiago Millani Coordenador	Juhei Muramoto Gestor	Felipe de Almeida Meteorologista	Tatiana Pilachevsky Geógrafa		


Data - hora (Horário oficial de Brasília)	Tempera- tura (°C)	UR (%)	Precipitação (mm)	Radiação Solar (W/m ²)	Nível do Tanque classe A (mm)	Direção do Vento (Graus)	Velocidade do Vento (m/s)	Velocidade de Rajada (m/s)	Pressão (mbar)
2/6/2015 19:10:00	26.21	85.00	0.00	0.63	0.00	71.60	0.00	1.26	987.70
2/6/2015 20:10:00	25.38	89.80	0.00	0.63	0.00	71.60	0.00	0.76	988.20
2/6/2015 21:10:00	24.77	92.20	0.00	0.63	0.00	71.60	0.00	0.00	988.60
2/6/2015 22:10:00	24.58	96.10	0.00	0.63	0.00	71.60	0.00	0.00	988.80
2/6/2015 23:10:00	24.36	97.20	0.00	0.63	0.00	40.71	0.00	0.50	989.20
3/6/2015 0:10:00	23.76	96.30	0.00	0.63	0.00	352.38	0.00	0.50	989.40
3/6/2015 1:10:00	24.12	96.70	0.00	0.63	0.00	70.20	0.00	1.26	989.40
3/6/2015 2:10:00	23.26	98.30	0.00	0.63	0.00	356.60	0.00	0.50	989.10
3/6/2015 3:10:00	22.94	97.90	0.00	0.63	0.65	355.19	0.00	0.25	989.00
3/6/2015 4:10:00	22.59	97.30	0.00	0.63	92.45	7.02	0.00	0.76	988.80
3/6/2015 5:10:00	22.35	99.00	0.00	0.63	92.45	12.64	0.00	0.50	989.20
3/6/2015 6:10:00	22.06	100.00	0.00	4.38	92.15	339.75	0.00	0.76	989.80
3/6/2015 7:10:00	24.20	95.70	0.00	124.38	92.15	321.50	0.00	0.76	990.40
3/6/2015 8:10:00	27.90	85.70	0.00	325.63	93.99	322.90	0.00	0.50	991.10
3/6/2015 9:10:00	28.77	77.30	0.00	486.88	95.83	181.11	0.25	1.76	991.20
3/6/2015 10:10:00	30.87	67.20	0.00	613.13	97.91	30.89	0.76	2.02	991.50
3/6/2015 11:10:00	30.95	65.80	0.00	703.13	99.13	60.37	2.52	5.29	990.90
3/6/2015 12:10:00	32.38	60.00	0.00	743.13	0.00	78.62	1.76	5.79	990.00
3/6/2015 13:10:00	33.65	57.80	0.00	244.38	0.00	67.39	1.51	5.79	989.30
3/6/2015 14:10:00	32.61	57.50	0.00	179.38	0.00	60.37	1.26	6.30	988.40
3/6/2015 15:10:00	33.44	54.30	0.00	463.13	0.00	46.33	0.76	4.53	987.90
3/6/2015 16:10:00	33.08	53.90	0.00	269.38	0.00	53.35	0.76	3.78	987.40
3/6/2015 17:10:00	31.59	64.80	0.00	106.88	0.00	81.43	0.25	3.27	987.40
3/6/2015 18:10:00	27.06	82.20	0.00	0.63	0.00	119.33	0.50	1.76	987.60
3/6/2015 19:10:00	25.91	84.70	0.00	0.63	0.00	68.79	0.00	1.01	988.00
3/6/2015 20:10:00	25.33	88.10	0.00	0.63	0.00	70.20	0.00	0.50	988.80
3/6/2015 21:10:00	24.82	88.70	0.00	0.63	0.00	70.20	0.00	0.76	989.30
3/6/2015 22:10:00	25.23	92.50	0.00	0.63	0.00	134.78	0.00	0.76	990.00
3/6/2015 23:10:00	24.12	93.50	0.00	0.63	0.00	33.69	0.00	0.76	990.00
4/6/2015 0:10:00	23.69	95.20	0.00	0.63	0.00	50.54	0.00	0.76	990.30
4/6/2015 1:10:00	23.26	96.20	0.00	0.63	0.00	51.95	0.00	1.01	990.00

Visto por:		Elaborado por:			Rev.: 001 26/01/15 Página 88
Thiago Millani Coordenador	Juhei Muramoto Gestor	Felipe de Almeida Meteorologista	Tatiana Pilachevsky Geógrafa		


Data - hora (Horário oficial de Brasília)	Tempera- tura (°C)	UR (%)	Precipitação (mm)	Radiação Solar (W/m ²)	Nível do Tanque classe A (mm)	Direção do Vento (Graus)	Velocidade do Vento (m/s)	Velocidade de Rajada (m/s)	Pressão (mbar)
4/6/2015 2:10:00	22.97	96.90	0.00	0.63	0.00	75.81	0.00	0.50	990.10
4/6/2015 3:10:00	22.56	98.10	0.00	0.63	0.00	75.81	0.00	0.00	989.70
4/6/2015 4:10:00	22.27	99.30	0.00	0.63	0.00	37.91	0.00	0.76	989.70
4/6/2015 5:10:00	22.08	99.50	0.00	0.63	0.00	33.69	0.00	0.25	990.20
4/6/2015 6:10:00	21.82	100.00	0.00	0.63	0.00	32.29	0.00	0.25	990.50
4/6/2015 7:10:00	22.59	98.30	0.00	60.63	39.32	324.31	0.00	1.01	991.20
4/6/2015 8:10:00	26.84	90.20	0.00	321.88	87.92	356.60	0.00	1.26	992.00
4/6/2015 9:10:00	29.64	75.20	0.00	521.88	90.06	355.19	0.50	1.76	992.50
4/6/2015 10:10:00	31.20	65.80	0.00	609.38	91.90	57.56	0.76	3.78	992.40
4/6/2015 11:10:00	32.00	63.50	0.00	698.13	93.68	91.26	1.01	4.78	992.00
4/6/2015 12:10:00	32.30	60.70	0.00	740.63	0.00	64.58	1.76	4.53	991.30
4/6/2015 13:10:00	33.47	53.30	0.00	764.38	0.00	92.66	1.01	4.53	990.70
4/6/2015 14:10:00	33.63	50.90	0.00	619.38	0.00	82.83	1.26	5.54	990.10
4/6/2015 15:10:00	33.47	48.80	0.00	464.38	0.00	74.41	1.26	4.28	989.60
4/6/2015 16:10:00	33.73	48.80	0.00	219.38	0.00	130.57	0.76	3.53	989.20
4/6/2015 17:10:00	31.69	62.70	0.00	108.13	0.00	80.02	0.25	3.02	989.30
4/6/2015 18:10:00	27.04	78.20	0.00	1.88	0.00	115.12	0.00	1.26	987.40
4/6/2015 19:10:00	25.91	82.30	0.00	0.63	0.00	77.22	0.00	1.26	989.80
4/6/2015 20:10:00	25.28	84.10	0.00	0.63	0.00	91.26	0.00	0.76	990.30
4/6/2015 21:10:00	24.90	91.50	0.00	0.63	0.00	89.85	0.00	0.50	991.20
4/6/2015 22:10:00	24.39	92.60	0.00	0.63	0.00	89.85	0.00	0.50	991.40
4/6/2015 23:10:00	24.15	92.30	0.00	0.63	0.00	103.89	0.00	0.76	991.60
5/6/2015 0:10:00	23.86	92.10	0.00	0.63	0.00	84.24	0.00	0.76	991.60
5/6/2015 1:10:00	23.33	93.20	0.00	0.63	0.00	84.24	0.00	0.50	991.30
5/6/2015 2:10:00	23.04	93.70	0.00	0.63	0.00	84.24	0.00	0.76	991.40
5/6/2015 3:10:00	22.73	95.00	0.00	0.63	0.00	73.00	0.00	1.26	990.70
5/6/2015 4:10:00	22.42	95.80	0.00	0.63	0.00	73.00	0.00	0.50	990.50
5/6/2015 5:10:00	22.18	97.20	0.00	0.63	0.00	73.00	0.00	0.50	990.80
5/6/2015 6:10:00	21.96	98.50	0.00	1.88	0.00	73.00	0.00	0.50	991.00
5/6/2015 7:10:00	23.86	93.80	0.00	129.38	0.00	43.52	0.00	0.50	991.50
5/6/2015 8:10:00	25.72	89.00	0.00		0.00	341.15	0.00	0.76	992.00

Visto por:		Elaborado por:			Rev.: 001 26/01/15 Página 89
Thiago Millani Coordenador	Juhei Muramoto Gestor	Felipe de Almeida Meteorologista	Tatiana Pilachevsky Geógrafa		


Data - hora (Horário oficial de Brasília)	Tempera- tura (°C)	UR (%)	Precipitação (mm)	Radiação Solar (W/m ²)	Nível do Tanque classe A (mm)	Direção do Vento (Graus)	Velocidade do Vento (m/s)	Velocidade de Rajada (m/s)	Pressão (mbar)
5/6/2015 9:10:00	29.87	73.90	0.00	383.13	84.30	297.63	0.25	1.51	992.30
5/6/2015 10:10:00	29.72	67.20	0.00	625.63	86.76	65.98	1.76	4.53	992.00
5/6/2015 11:10:00	31.48	59.00	0.00	700.63	0.00	115.12	1.51	6.04	991.90
5/6/2015 12:10:00	32.87	56.90	0.00	736.88	0.00	51.95	1.01	5.04	990.90
5/6/2015 13:10:00	33.00	56.00	0.00	750.63	0.00	70.20	1.26	4.78	990.40
5/6/2015 14:10:00	33.11	55.20	0.00	431.88	0.00	134.78	1.01	4.78	989.00
5/6/2015 15:10:00	33.00	55.50	0.00	515.63	0.00	192.34	1.76	4.28	990.20
5/6/2015 16:10:00	33.13	53.90	0.00	256.88	0.00	131.97	0.50	5.04	988.20
5/6/2015 17:10:00	32.05	57.40	0.00	106.88	0.00	144.60	0.50	3.53	988.60
5/6/2015 18:10:00	27.11	80.40	0.00	0.63	0.00	123.55	0.50	1.76	988.40
5/6/2015 19:10:00	26.38	82.60	0.00	0.63	0.00	116.53	0.00	1.51	988.70
5/6/2015 20:10:00	25.38	86.50	0.00	0.63	0.00	85.64	0.00	0.76	988.80
5/6/2015 21:10:00	24.80	89.20	0.00	0.63	0.00	85.64	0.00	0.76	989.50
5/6/2015 22:10:00	24.87	93.20	0.00	0.63	0.00	338.35	0.00	1.26	990.10
5/6/2015 23:10:00	24.68	92.70	0.00	0.63	0.00	355.19	0.00	0.76	990.00
6/6/2015 0:10:00	24.80	91.50	0.00	0.63	0.00	332.73	0.00	1.76	990.50
6/6/2015 1:10:00	24.63	92.00	0.00	0.63	0.00	68.79	0.00	1.76	990.00
6/6/2015 2:10:00	24.00	94.20	0.00	0.63	0.00	61.77	0.00	1.26	989.10
6/6/2015 3:10:00	23.50	96.80	0.00	0.63	0.00	49.14	0.00	0.76	989.20
6/6/2015 4:10:00	23.33	97.70	0.00	0.63	0.00	57.56	0.00	0.76	989.20
6/6/2015 5:10:00	23.02	98.00	0.00	0.63	0.00	352.38	0.00	1.01	989.00
6/6/2015 6:10:00	22.92	98.70	0.00	0.63	0.00	352.38	0.00	0.76	989.80
6/6/2015 7:10:00	25.28	92.50	0.00	135.63	0.00	356.60	0.00	0.76	989.80
6/6/2015 8:10:00	27.31	83.90	0.00	309.38	77.07	102.49	0.00	2.27	990.40
6/6/2015 9:10:00	29.32	72.90	0.00	479.38	79.22	138.99	0.50	2.77	990.50
6/6/2015 10:10:00	30.14	66.00	0.00	609.38	75.85	88.45	1.26	4.53	990.70
6/6/2015 11:10:00	31.77	62.50	0.00	693.13	0.00	44.93	1.01	4.78	990.70
6/6/2015 12:10:00	33.05	58.30	0.00	731.88	0.00	42.12	1.01	4.03	989.60
6/6/2015 13:10:00	33.34	52.20	0.00	703.13	0.00	40.71	1.51	4.78	988.70
6/6/2015 14:10:00	34.47	52.00	0.00	653.13	0.00	77.22	0.76	4.78	988.00
6/6/2015 15:10:00	34.02	52.30	0.00	493.13	0.00	91.26	1.26	4.03	987.50

Visto por:		Elaborado por:			Rev.: 001 26/01/15 Página 90
Thiago Millani Coordenador	Juhei Muramoto Gestor	Felipe de Almeida Meteorologista	Tatiana Pilachevsky Geógrafa		


Data - hora (Horário oficial de Brasília)	Tempera- tura (°C)	UR (%)	Precipitação (mm)	Radiação Solar (W/m ²)	Nível do Tanque classe A (mm)	Direção do Vento (Graus)	Velocidade do Vento (m/s)	Velocidade de Rajada (m/s)	Pressão (mbar)
6/6/2015 16:10:00	32.82	56.40	0.00	218.13	0.00	204.97	1.01	3.78	987.30
6/6/2015 17:10:00	32.28	57.60	0.00	91.88	0.00	179.70	0.00	3.02	987.00
6/6/2015 18:10:00	27.38	79.70	0.00	0.63	0.00	98.28	0.00	1.01	987.70
6/6/2015 19:10:00	26.45	82.70	0.00	0.63	0.00	75.81	0.00	1.26	988.10
6/6/2015 20:10:00	25.91	86.00	0.00	0.63	0.00	80.02	0.00	0.76	988.70
6/6/2015 21:10:00	25.26	91.30	0.00	0.63	0.00	80.02	0.00	0.76	988.90
6/6/2015 22:10:00	25.31	92.10	0.00	0.63	0.00	80.02	0.00	0.50	989.20
6/6/2015 23:10:00	24.97	93.40	0.00	0.63	0.00	61.77	0.00	3.53	989.70
7/6/2015 0:10:00	24.82	92.80	0.00	0.63	0.00	21.06	0.00	2.52	989.70
7/6/2015 1:10:00	25.09	91.00	0.00	0.63	0.00	28.08	0.76	2.52	990.10
7/6/2015 2:10:00	24.61	89.10	0.00	0.63	0.00	11.23	0.25	3.78	989.40
7/6/2015 3:10:00	24.32	92.90	0.00	0.63	0.00	51.95	0.00	1.26	989.20
7/6/2015 4:10:00	23.81	94.30	0.00	0.63	0.00	44.93	0.00	1.01	989.20
7/6/2015 5:10:00	23.40	95.40	0.00	0.63	0.00	53.35	0.00	1.26	989.60
7/6/2015 6:10:00	22.99	96.20	0.00	0.63	0.00	56.16	0.00	1.01	989.70
7/6/2015 7:10:00	25.70	91.20	0.00	91.88	0.00	12.64	0.00	0.76	989.60
7/6/2015 8:10:00	28.67	84.60	0.00	313.13	71.62	343.96	0.00	1.26	991.00
7/6/2015 9:10:00	30.04	70.70	0.00	474.38	74.07	356.60	0.50	3.53	991.40
7/6/2015 10:10:00	30.24	67.90	0.00	601.88	43.86	119.33	1.51	4.78	991.70
7/6/2015 11:10:00	31.54	64.10	0.00	349.38	0.00	51.95	1.76	5.79	991.60
7/6/2015 12:10:00	32.25	57.60	0.00	790.63	0.00	63.18	2.52	5.79	990.60
7/6/2015 13:10:00	33.05	55.40	0.00	780.63	0.00	36.50	2.77	5.54	989.60
7/6/2015 14:10:00	31.89	59.30	0.00	151.88	0.00	182.51	1.76	5.29	988.60
7/6/2015 15:10:00	33.11	54.00	0.00	473.13	0.00	60.37	1.26	4.03	988.10
7/6/2015 16:10:00	32.95	54.20	0.00	213.13	0.00	74.41	0.76	4.28	988.40
7/6/2015 17:10:00	31.31	63.10	0.00	63.13	0.00	61.77	0.25	3.53	988.60
7/6/2015 18:10:00	27.46	77.40	0.00	0.63	0.00	67.39	0.25	1.26	988.60
7/6/2015 19:10:00	25.84	85.20	0.00	0.63	0.00	68.79	0.25	3.27	989.20
7/6/2015 20:10:00	25.55	86.60	0.00	0.63	0.00	58.97	0.25	1.51	989.90
7/6/2015 21:10:00	24.80	89.00	0.00	0.63	0.00	65.98	0.00	1.26	990.00
7/6/2015 22:10:00	24.36	92.00	0.00	0.63	0.00	70.20	0.00	1.26	990.10

Visto por:		Elaborado por:			Rev.: 001 26/01/15 Página 91
Thiago Millani Coordenador	Juhei Muramoto Gestor	Felipe de Almeida Meteorologista	Tatiana Pilachevsky Geógrafa		


Data - hora (Horário oficial de Brasília)	Tempera- tura (°C)	UR (%)	Precipitação (mm)	Radiação Solar (W/m ²)	Nível do Tanque classe A (mm)	Direção do Vento (Graus)	Velocidade do Vento (m/s)	Velocidade de Rajada (m/s)	Pressão (mbar)
7/6/2015 23:10:00	23.79	94.70	0.00	0.63	0.00	18.25	0.00	1.01	990.00
8/6/2015 0:10:00	23.57	95.30	0.00	0.63	0.00	30.89	0.00	1.51	989.90
8/6/2015 1:10:00	23.35	97.00	0.00	0.63	0.00	36.50	0.00	1.01	989.60
8/6/2015 2:10:00	22.66	98.10	0.00	0.63	0.00	338.35	0.25	1.26	989.30
8/6/2015 3:10:00	22.42	99.50	0.00	0.63	0.00	336.94	0.25	1.51	989.00
8/6/2015 4:10:00	22.44	100.00	0.00	0.63	0.00	11.23	0.00	1.51	989.10
8/6/2015 5:10:00	21.84	100.00	0.00	0.63	0.00	349.58	0.00	0.50	989.40
8/6/2015 6:10:00	21.89	99.40	0.00	3.13	0.00	342.56	0.00	0.50	990.10
8/6/2015 7:10:00	23.71	96.80	0.00	139.38	0.00	314.48	0.00	0.76	990.80
8/6/2015 8:10:00	25.70	89.90	0.00	311.88	64.39	336.94	0.00	1.26	991.60
8/6/2015 9:10:00	27.63	84.50	0.00	474.38	67.08	220.42	0.50	1.51	991.80
8/6/2015 10:10:00	29.94	71.40	0.00	606.88	69.23	49.14	1.51	3.78	991.70
8/6/2015 11:10:00	30.62	66.90	0.00	620.63	3.35	68.79	2.02	4.78	991.20
8/6/2015 12:10:00	32.05	62.20	0.00	765.63	0.00	73.00	1.26	4.78	990.40
8/6/2015 13:10:00	32.33	58.00	0.00	716.88	0.00	101.08	1.76	5.04	989.70
8/6/2015 14:10:00	33.05	53.00	0.00	605.63	0.00	88.45	1.76	5.29	989.00
8/6/2015 15:10:00	32.90	49.40	0.00	480.63	0.00	94.06	1.51	4.78	988.40
8/6/2015 16:10:00	33.11	52.10	0.00	280.63	0.00	175.49	0.76	6.30	988.60
8/6/2015 17:10:00	32.74	55.40	0.00	110.63	0.00	138.99	0.00	2.52	988.30
8/6/2015 18:10:00	27.24	78.20	0.00	3.13	0.00	123.55	0.50	1.26	988.10
8/6/2015 19:10:00	25.96	82.70	0.00	0.63	0.00	117.93	0.00	1.26	988.50
8/6/2015 20:10:00	25.07	86.70	0.00	0.63	0.00	117.93	0.00	0.50	988.70
8/6/2015 21:10:00	24.34	88.70	0.00	0.63	0.00	113.72	0.00	0.76	989.30
8/6/2015 22:10:00	24.05	90.00	0.00	0.63	0.00	103.89	0.00	1.01	989.20
8/6/2015 23:10:00	23.35	93.80	0.00	0.63	0.00	103.89	0.00	0.50	989.30
9/6/2015 0:10:00	23.21	94.90	0.00	0.63	0.00	75.81	0.00	1.01	989.40
9/6/2015 1:10:00	23.11	95.20	0.00	0.63	0.00	89.85	0.00	1.26	989.00
9/6/2015 2:10:00	22.47	94.70	0.00	0.63	0.00	81.43	0.00	1.01	988.90
9/6/2015 3:10:00	22.25	95.00	0.00	0.63	0.00	91.26	0.00	1.01	988.50
9/6/2015 4:10:00	21.89	97.30	0.00	0.63	0.00	73.00	0.00	1.26	988.60
9/6/2015 5:10:00	21.37	98.50	0.00	0.63	0.00	74.41	0.00	0.76	989.20

Visto por:		Elaborado por:			Rev.: 001 26/01/15 Página 92
Thiago Millani Coordenador	Juhei Muramoto Gestor	Felipe de Almeida Meteorologista	Tatiana Pilachevsky Geógrafa		


Data - hora (Horário oficial de Brasília)	Tempera- tura (°C)	UR (%)	Precipitação (mm)	Radiação Solar (W/m ²)	Nível do Tanque classe A (mm)	Direção do Vento (Graus)	Velocidade do Vento (m/s)	Velocidade de Rajada (m/s)	Pressão (mbar)
9/6/2015 6:10:00	21.22	99.30	0.00	0.63	0.00	356.60	0.00	0.76	989.60
9/6/2015 7:10:00	24.51	91.70	0.00	138.13	0.00	353.79	0.00	0.76	990.50
9/6/2015 8:10:00	26.84	85.20	0.00	316.88	0.00	335.54	0.00	1.01	991.00
9/6/2015 9:10:00	28.37	74.90	0.00	481.88	61.08	22.46	1.26	3.78	991.20
9/6/2015 10:10:00	30.04	67.40	0.00	611.88	63.16	67.39	1.76	6.55	991.00
9/6/2015 11:10:00	30.87	61.30	0.00	721.88	63.77	63.18	2.52	6.80	990.60
9/6/2015 12:10:00	32.54	55.20	0.00	741.88	0.00	54.75	2.52	6.80	989.50
9/6/2015 13:10:00	32.48	56.40	0.00	509.38	0.00	56.16	2.27	7.05	989.00
9/6/2015 14:10:00	31.64	59.70	0.00	665.63	0.00	85.64	1.51	4.53	987.90
9/6/2015 15:10:00	32.64	54.10	0.00	481.88	0.00	63.18	1.51	4.53	987.20
9/6/2015 16:10:00	31.28	60.40	0.00	90.63	0.00	57.56	1.01	4.78	987.60
9/6/2015 17:10:00	31.13	68.10	0.00	113.13	0.00	53.35	0.00	2.02	987.30
9/6/2015 18:10:00	26.97	80.70	0.00	0.63	0.00	67.39	0.25	1.01	986.70
9/6/2015 19:10:00	26.04	83.90	0.00	0.63	0.00	64.58	0.00	1.01	987.90
9/6/2015 20:10:00	25.50	85.80	0.00	0.63	0.00	64.58	0.00	0.50	988.70
9/6/2015 21:10:00	25.65	87.50	0.00	0.63	0.00	60.37	0.00	0.76	989.10
9/6/2015 22:10:00	25.38	90.70	0.00	0.63	0.00	338.35	0.00	1.51	989.50
9/6/2015 23:10:00	24.56	90.50	0.00	0.63	0.00	61.77	0.00	1.01	989.50
10/6/2015 0:10:00	23.88	90.60	0.00	0.63	0.00	68.79	0.00	1.26	989.30
10/6/2015 1:10:00	23.59	92.90	0.00	0.63	0.00	67.39	0.00	0.76	989.10
10/6/2015 2:10:00	23.35	93.90	0.00	0.63	0.00	68.79	0.00	1.01	988.70
10/6/2015 3:10:00	22.66	97.40	0.00	0.63	0.00	1.40	0.00	1.26	988.60
10/6/2015 4:10:00	22.42	98.40	0.00	0.63	0.00	32.29	0.00	0.76	989.20
10/6/2015 5:10:00	21.94	98.10	0.00	0.63	0.00	32.29	0.00	0.76	989.60
10/6/2015 6:10:00	21.58	98.30	0.00	0.63	0.00	33.69	0.00	0.50	990.20
10/6/2015 7:10:00	23.52	94.30	0.00	135.63	50.78	8.42	0.00	0.76	990.90
10/6/2015 8:10:00	27.04	85.30	0.00	311.88	53.54	334.13	0.00	1.01	991.40
10/6/2015 9:10:00	28.17	74.90	0.00	475.63	55.62	43.52	1.51	3.27	991.80
10/6/2015 10:10:00	30.50	68.10	0.00	605.63	57.46	61.77	1.26	4.53	991.70
10/6/2015 11:10:00	31.08	63.20	0.00	736.88	58.32	53.35	1.76	5.29	991.40
10/6/2015 12:10:00	31.54	58.30	0.00	894.38	57.77	57.56	1.51	4.78	990.80

Visto por:		Elaborado por:			Rev.: 001 26/01/15 Página 93
Thiago Millani Coordenador	Juhei Muramoto Gestor	Felipe de Almeida Meteorologista	Tatiana Pilachevsky Geógrafa		


Data - hora (Horário oficial de Brasília)	Tempera- tura (°C)	UR (%)	Precipitação (mm)	Radiação Solar (W/m ²)	Nível do Tanque classe A (mm)	Direção do Vento (Graus)	Velocidade do Vento (m/s)	Velocidade de Rajada (m/s)	Pressão (mbar)
10/6/2015 13:10:00	32.59	57.20	0.00	758.13	0.00	77.22	1.26	5.79	990.10
10/6/2015 14:10:00	32.10	56.30	0.00	639.38	0.00	58.97	2.52	5.54	989.20
10/6/2015 15:10:00	33.60	51.60	0.00	471.88	0.00	56.16	0.76	5.04	988.80
10/6/2015 16:10:00	32.46	55.60	0.00	278.13	0.00	65.98	0.76	5.04	988.40
10/6/2015 17:10:00	31.66	58.80	0.00	125.63	0.00	74.41	0.76	3.78	988.50
10/6/2015 18:10:00	27.33	79.10	0.00	0.63	0.00	116.53	0.00	1.51	990.00
10/6/2015 19:10:00	26.18	82.50	0.00	0.63	0.00	65.98	0.25	1.26	988.00
10/6/2015 20:10:00	25.45	84.70	0.00	0.63	0.00	78.62	0.00	1.76	989.20
10/6/2015 21:10:00	24.77	87.60	0.00	0.63	0.00	61.77	0.00	1.01	989.60
10/6/2015 22:10:00	24.29	91.30	0.00	0.63	0.00	73.00	0.00	1.01	989.90
10/6/2015 23:10:00	23.79	94.00	0.00	0.63	0.00	355.19	0.00	0.76	989.90
11/6/2015 0:10:00	23.33	94.20	0.00	0.63	0.00	16.85	0.00	0.50	990.10
11/6/2015 1:10:00	23.06	92.80	0.00	0.63	0.00	61.77	0.00	1.26	989.90
11/6/2015 2:10:00	22.73	93.00	0.00	0.63	0.00	70.20	0.00	1.26	989.60
11/6/2015 3:10:00	22.61	94.20	0.00	0.63	0.00	51.95	0.00	1.26	989.30
11/6/2015 4:10:00	22.37	94.70	0.00	0.63	0.00	56.16	0.00	0.76	989.20
11/6/2015 5:10:00	21.75	95.80	0.00	0.63	0.00	56.16	0.00	1.01	990.10
11/6/2015 6:10:00	21.65	97.40	0.00	1.88	45.63	56.16	0.00	0.50	990.50
11/6/2015 7:10:00	22.27	95.90	0.00	55.63	45.63	5.62	0.00	0.76	991.10
11/6/2015 8:10:00	24.44	92.10	0.00	80.63	46.55	331.33	0.00	0.76	991.50
11/6/2015 9:10:00	29.72	74.80	0.00	588.13	49.56	329.92	0.25	1.76	991.70
11/6/2015 10:10:00	29.12	70.60	0.00	364.38	50.78	81.43	1.01	4.28	992.00
11/6/2015 11:10:00	29.59	67.00	0.00	314.38	52.31	54.75	1.76	4.03	991.70
11/6/2015 12:10:00	31.41	59.20	0.00	743.13	53.23	54.75	1.76	4.78	991.20
11/6/2015 13:10:00	32.12	54.30	0.00	669.38	0.00	49.14	2.52	7.55	990.40
11/6/2015 14:10:00	32.10	53.40	0.00	671.88	0.00	37.91	2.27	5.79	989.40
11/6/2015 15:10:00	32.33	53.10	0.00	601.88	0.00	37.91	2.02	5.29	989.20
11/6/2015 16:10:00	31.61	58.70	0.00	290.63	0.00	64.58	0.50	4.03	989.10
11/6/2015 17:10:00	31.87	65.60	0.00	128.13	0.00	270.96	0.00	2.77	989.50
11/6/2015 18:10:00	26.74	81.30	0.00	0.63	0.00	54.75	0.25	1.51	989.50
11/6/2015 19:10:00	25.72	84.80	0.00	0.63	0.00	64.58	0.00	1.01	989.70

Visto por:		Elaborado por:			Rev.: 001 26/01/15 Página 94
Thiago Millani Coordenador	Juhei Muramoto Gestor	Felipe de Almeida Meteorologista	Tatiana Pilachevsky Geógrafa		


Data - hora (Horário oficial de Brasília)	Tempera- tura (°C)	UR (%)	Precipitação (mm)	Radiação Solar (W/m ²)	Nível do Tanque classe A (mm)	Direção do Vento (Graus)	Velocidade do Vento (m/s)	Velocidade de Rajada (m/s)	Pressão (mbar)
11/6/2015 20:10:00	25.14	86.80	0.00	0.63	0.00	61.77	0.00	0.50	990.10
11/6/2015 21:10:00	24.36	92.60	0.00	0.63	0.00	342.56	0.00	0.76	990.50
11/6/2015 22:10:00	23.86	94.70	0.00	0.63	0.00	356.60	0.00	0.00	991.00
11/6/2015 23:10:00	23.50	96.00	0.00	0.63	0.00	355.19	0.00	0.25	991.00
12/6/2015 0:10:00	23.33	96.10	0.00	0.63	0.00	355.19	0.00	0.50	990.90
12/6/2015 1:10:00	22.82	95.50	0.00	0.63	0.00	355.19	0.00	0.50	990.90
12/6/2015 2:10:00	22.49	97.60	0.00	0.63	0.00	19.66	0.00	1.01	990.10
12/6/2015 3:10:00	22.30	98.60	0.00	0.63	0.00	322.90	0.00	0.50	990.20
12/6/2015 4:10:00	21.77	99.10	0.00	0.63	40.79	355.19	0.00	0.50	990.50
12/6/2015 5:10:00	21.41	99.80	0.00	0.63	40.55	355.19	0.00	0.50	990.40
12/6/2015 6:10:00	21.27	100.00	0.00	0.63	40.24	355.19	0.00	0.25	990.80
12/6/2015 7:10:00	23.57	96.40	0.00	94.38	40.55	355.19	0.00	0.00	991.50
12/6/2015 8:10:00	26.60	86.20	0.00	311.88	42.33	348.17	0.00	0.76	992.10
12/6/2015 9:10:00	28.12	75.20	0.00	474.38	44.78	50.54	1.01	3.02	992.40
12/6/2015 10:10:00	29.44	66.70	0.00	603.13	46.55	63.18	1.51	3.78	992.40
12/6/2015 11:10:00	30.75	62.20	0.00	693.13	48.39	47.73	1.01	4.03	991.80
12/6/2015 12:10:00	31.71	56.80	0.00	750.63	49.25	80.02	1.51	4.53	990.90
12/6/2015 13:10:00	32.15	55.20	0.00	820.63	0.00	124.95	0.76	4.53	990.10
12/6/2015 14:10:00	33.34	49.50	0.00	664.38	0.00	11.23	1.01	4.28	989.00
12/6/2015 15:10:00	33.42	49.60	0.00	513.13	0.00	296.23	0.50	3.53	988.60
12/6/2015 16:10:00	31.79	62.30	0.00	198.13	0.00	120.74	0.50	3.02	988.10
12/6/2015 17:10:00	30.34	69.50	0.00	115.63	0.00	57.56	0.25	1.26	988.30
12/6/2015 18:10:00	26.50	80.00	0.00	0.63	0.00	65.98	0.50	1.51	988.10
12/6/2015 19:10:00	25.43	82.80	0.00	0.63	0.00	71.60	0.00	1.01	988.50
12/6/2015 20:10:00	24.58	84.30	0.00	0.63	0.00	71.60	0.00	1.01	988.60
12/6/2015 21:10:00	24.10	86.60	0.00	0.63	0.00	71.60	0.00	0.50	988.90
12/6/2015 22:10:00	23.59	90.00	0.00	0.63	0.00	26.68	0.00	0.50	989.30
12/6/2015 23:10:00	23.38	92.70	0.00	0.63	0.00	26.68	0.00	0.00	989.70
13/6/2015 0:10:00	22.85	95.20	0.00	0.63	0.00	26.68	0.00	0.00	989.60
13/6/2015 1:10:00	22.32	96.50	0.00	0.63	0.00	356.60	0.00	0.76	989.50
13/6/2015 2:10:00	22.44	97.00	0.00	0.63	0.00	16.85	0.00	1.26	989.20

Visto por:		Elaborado por:			Rev.: 001 26/01/15 Página 95
Thiago Millani Coordenador	Juhei Muramoto Gestor	Felipe de Almeida Meteorologista	Tatiana Pilachevsky Geógrafa		


Data - hora (Horário oficial de Brasília)	Tempera- tura (°C)	UR (%)	Precipitação (mm)	Radiação Solar (W/m ²)	Nível do Tanque classe A (mm)	Direção do Vento (Graus)	Velocidade do Vento (m/s)	Velocidade de Rajada (m/s)	Pressão (mbar)
13/6/2015 3:10:00	22.30	97.00	0.00	0.63	0.00	57.56	0.00	0.76	988.70
13/6/2015 4:10:00	22.32	98.80	0.00	0.63	0.00	22.46	0.50	3.02	988.90
13/6/2015 5:10:00	21.46	98.50	0.00	0.63	27.86	338.35	0.00	3.27	989.20
13/6/2015 6:10:00	21.29	100.00	0.00	0.63	35.40	328.52	0.00	1.26	989.70
13/6/2015 7:10:00	23.02	96.50	0.00	149.38	33.87	356.60	0.00	1.01	990.40
13/6/2015 8:10:00	26.67	88.70	0.00	311.88	36.87	339.75	0.00	1.01	990.70
13/6/2015 9:10:00	29.17	78.60	0.00	475.63	39.02	356.60	0.00	0.76	984.70
13/6/2015 10:10:00	30.82	73.90	0.00	599.38	42.33	327.11	0.50	2.02	991.10
13/6/2015 11:10:00	32.33	64.40	0.00	698.13	43.86	265.34	0.76	3.53	990.90
13/6/2015 12:10:00	32.98	57.20	0.00	868.13	0.00	352.38	1.26	4.03	989.70
13/6/2015 13:10:00	32.33	54.70	0.00	243.13	0.00	119.33	0.50	4.03	988.70
13/6/2015 14:10:00	32.18	52.20	0.00	646.88	0.00	36.50	2.02	5.54	987.80
13/6/2015 15:10:00	33.26	49.10	0.00	471.88	0.00	70.20	1.76	4.53	987.20
13/6/2015 16:10:00	32.61	52.40	0.00	260.63	0.00	36.50	0.76	4.53	986.80
13/6/2015 17:10:00	30.57	65.70	0.00	89.38	0.00	75.81	0.25	2.27	987.10
13/6/2015 18:10:00	26.70	81.00	0.00	0.63	0.00	70.20	0.50	1.51	987.10
13/6/2015 19:10:00	25.77	82.20	0.00	0.63	0.00	71.60	0.00	1.01	987.70
13/6/2015 20:10:00	25.02	84.80	0.00	0.63	0.00	71.60	0.00	0.76	988.40
13/6/2015 21:10:00	24.46	88.30	0.00	0.63	0.00	71.60	0.00	0.50	989.10
13/6/2015 22:10:00	23.93	90.70	0.00	0.63	0.00	71.60	0.00	0.25	989.30
13/6/2015 23:10:00	23.45	93.10	0.00	0.63	0.00	71.60	0.00	0.00	989.20
14/6/2015 0:10:00	22.99	95.60	0.00	0.63	0.00	23.87	0.00	0.25	989.30
14/6/2015 1:10:00	22.35	97.50	0.00	0.63	0.00	2.81	0.00	0.25	988.90
14/6/2015 2:10:00	22.06	97.70	0.00	0.63	0.00	2.81	0.00	0.00	988.60
14/6/2015 3:10:00	21.77	99.00	0.00	0.63	0.00	334.13	0.00	0.50	988.00
14/6/2015 4:10:00	21.58	99.30	0.00	0.63	0.00	346.77	0.00	0.76	988.40
14/6/2015 5:10:00	21.37	100.00	0.00	0.63	30.25	343.96	0.00	0.00	988.80
14/6/2015 6:10:00	21.22	100.00	0.00	0.63	29.95	343.96	0.00	0.25	989.30
14/6/2015 7:10:00	23.14	98.90	0.00	135.63	30.25	343.96	0.00	0.00	989.80
14/6/2015 8:10:00	26.60	88.80	0.00	304.38	31.78	315.88	0.00	0.76	990.70
14/6/2015 9:10:00	28.57	80.90	0.00	466.88	34.48	328.52	0.00	1.01	990.70

Visto por:		Elaborado por:			Rev.: 001 26/01/15 Página 96
Thiago Millani Coordenador	Juhei Muramoto Gestor	Felipe de Almeida Meteorologista	Tatiana Pilachevsky Geógrafa		


Data - hora (Horário oficial de Brasília)	Tempera- tura (°C)	UR (%)	Precipitação (mm)	Radiação Solar (W/m ²)	Nível do Tanque classe A (mm)	Direção do Vento (Graus)	Velocidade do Vento (m/s)	Velocidade de Rajada (m/s)	Pressão (mbar)
14/6/2015 10:10:00	29.92	76.60	0.00	593.13	36.87	261.13	0.25	1.76	990.70
14/6/2015 11:10:00	30.85	68.10	0.00	683.13	39.32	270.96	1.01	2.27	990.40
14/6/2015 12:10:00	31.97	65.40	0.00	654.38	39.93	258.32	1.26	3.27	989.30
14/6/2015 13:10:00	32.95	53.70	0.00	129.38	0.00	70.20	1.51	4.28	988.70
14/6/2015 14:10:00	31.89	55.80	0.00	91.88	0.00	30.89	1.26	5.04	987.50
14/6/2015 15:10:00	33.11	53.60	0.00	453.13	0.00	60.37	0.76	3.53	987.00
14/6/2015 16:10:00	33.24	53.90	0.00	251.88	0.00	32.29	0.76	3.02	986.70
14/6/2015 17:10:00	31.71	63.90	0.00	111.88	0.00	54.75	0.00	2.27	986.90
14/6/2015 18:10:00	27.24	80.00	0.00	0.63	0.00	71.60	0.00	1.26	987.20
14/6/2015 19:10:00	26.13	83.70	0.00	0.63	0.00	58.97	0.00	1.01	988.20
14/6/2015 20:10:00	25.57	85.80	0.00	0.63	0.00	80.02	0.00	0.76	988.70
14/6/2015 21:10:00	25.09	87.90	0.00	0.63	0.00	73.00	0.00	0.76	989.40
14/6/2015 22:10:00	24.58	91.20	0.00	0.63	0.00	73.00	0.00	0.76	989.50
14/6/2015 23:10:00	24.22	94.30	0.00	0.63	0.00	44.93	0.00	0.00	989.70
15/6/2015 0:10:00	23.83	95.60	0.00	0.63	0.00	43.52	0.00	0.25	989.50
15/6/2015 1:10:00	23.33	97.00	0.00	0.63	16.95	1.40	0.00	1.01	989.30
15/6/2015 2:10:00	23.26	97.20	0.00	0.63	26.33	1.40	0.00	0.00	989.50
15/6/2015 3:10:00	22.99	97.70	0.00	0.63	26.33	0.00	0.00	0.76	989.10
15/6/2015 4:10:00	23.16	98.20	0.00	0.63	26.02	37.91	0.00	0.50	989.40
15/6/2015 5:10:00	23.21	98.70	0.00	0.63	25.72	47.73	0.00	0.25	990.00
15/6/2015 6:10:00	22.59	98.80	0.00	0.63	25.72	2.81	0.00	1.26	990.30
15/6/2015 7:10:00	24.24	95.70	0.00	124.38	26.02	348.17	0.00	0.25	989.70
15/6/2015 8:10:00	25.70	92.00	0.00	103.13	26.64	353.79	0.00	1.01	992.20
15/6/2015 9:10:00	29.62	80.60	0.00	435.63	29.33	355.19	0.00	1.26	992.10
15/6/2015 10:10:00	30.07	72.10	0.00	589.38	31.48	227.44	1.76	3.27	992.30
15/6/2015 11:10:00	31.66	63.40	0.00	671.88	33.56	238.67	2.02	3.78	992.10
15/6/2015 12:10:00	33.11	55.50	0.00	801.88	35.40	96.87	1.01	5.29	991.30
15/6/2015 13:10:00	32.85	56.80	0.00	683.13	33.87	68.79	1.26	4.53	990.30
15/6/2015 14:10:00	34.26	53.10	0.00	576.88	33.56	91.26	0.76	4.53	989.00
15/6/2015 15:10:00	32.36	58.20	0.00	105.63	0.00	164.26	1.26	5.04	988.40
15/6/2015 16:10:00	33.47	54.20	0.00	286.88	0.00	54.75	1.26	3.53	987.90

Visto por:		Elaborado por:			Rev.: 001 26/01/15 Página 97
Thiago Millani Coordenador	Juhei Muramoto Gestor	Felipe de Almeida Meteorologista	Tatiana Pilachevsky Geógrafa		


Data - hora (Horário oficial de Brasília)	Tempera- tura (°C)	UR (%)	Precipitação (mm)	Radiação Solar (W/m ²)	Nível do Tanque classe A (mm)	Direção do Vento (Graus)	Velocidade do Vento (m/s)	Velocidade de Rajada (m/s)	Pressão (mbar)
15/6/2015 17:10:00	32.28	63.50	0.00	115.63	0.00	58.97	0.50	3.78	988.80
15/6/2015 18:10:00	27.78	80.70	0.00	0.63	0.00	80.02	0.50	2.27	988.80
15/6/2015 19:10:00	27.11	84.70	0.00	0.63	23.02	64.58	0.50	1.76	989.50
15/6/2015 20:10:00	26.62	86.50	0.00	0.63	22.71	81.43	0.50	1.76	990.10
15/6/2015 21:10:00	25.67	89.90	0.00	0.63	22.41	81.43	0.00	1.76	990.40
15/6/2015 22:10:00	24.82	90.60	0.00	0.63	21.80	110.91	0.00	1.26	990.50
15/6/2015 23:10:00	24.27	91.00	0.00	0.63	21.49	68.79	0.25	1.51	990.60
16/6/2015 0:10:00	23.83	95.00	0.00	0.63	20.88	345.37	0.00	1.51	990.70
16/6/2015 1:10:00	23.64	95.70	0.00	0.63	21.18	80.02	0.00	1.51	990.20
16/6/2015 2:10:00	23.06	96.90	0.00	0.63	21.18	71.60	0.00	1.01	989.80
16/6/2015 3:10:00	22.71	97.40	0.00	0.63	20.57	71.60	0.00	0.25	989.00
16/6/2015 4:10:00	22.49	97.30	0.00	0.63	20.26	71.60	0.00	0.00	988.70
16/6/2015 5:10:00	22.15	98.80	0.00	0.63	19.96	7.02	0.00	0.50	989.40
16/6/2015 6:10:00	22.01	99.60	0.00	0.63	20.88	0.00	0.00	0.50	989.80
16/6/2015 7:10:00	23.11	97.10	0.00	93.13	19.96	4.21	0.00	0.50	990.40
16/6/2015 8:10:00	27.21	87.50	0.00	296.88	22.10	339.75	0.00	1.01	990.90
16/6/2015 9:10:00	29.84	79.00	0.00	458.13	24.80	353.79	0.00	1.26	991.10
16/6/2015 10:10:00	31.05	67.10	0.00	588.13	27.86	248.49	0.50	2.52	991.10
16/6/2015 11:10:00	32.00	61.90	0.00	674.38	29.03	91.26	1.01	4.53	990.90
16/6/2015 12:10:00	32.43	63.50	0.00	445.63	29.33	182.51	0.76	4.03	989.80
16/6/2015 13:10:00	30.72	67.60	0.00	224.38	25.41	60.37	0.50	4.03	989.10
16/6/2015 14:10:00	32.28	61.40	0.00	135.63	26.94	220.42	0.50	4.03	988.10
16/6/2015 15:10:00	33.84	57.50	0.00	533.13	27.56	263.94	0.50	2.77	987.50
16/6/2015 16:10:00	33.18	55.50	0.00	271.88	24.49	101.08	0.50	4.28	987.20
16/6/2015 17:10:00	31.13	70.10	0.00	113.13	21.80	61.77	0.25	2.77	987.20
16/6/2015 18:10:00	27.28	82.20	0.00	3.13	19.65	71.60	0.25	1.26	987.70
16/6/2015 19:10:00	26.38	84.10	0.00	0.63	18.49	54.75	0.00	1.01	987.80
16/6/2015 20:10:00	25.77	87.80	0.00	0.63	17.57	77.22	0.00	1.01	988.10
16/6/2015 21:10:00	25.19	90.70	0.00	0.63	17.26	77.22	0.00	0.25	988.90
16/6/2015 22:10:00	24.73	93.70	0.00	0.63	17.26	349.58	0.00	0.76	989.30
16/6/2015 23:10:00	24.41	95.00	0.00	0.63	16.95	51.95	0.00	0.76	989.40

Visto por:		Elaborado por:			Rev.: 001 26/01/15 Página 98
Thiago Millani Coordenador	Juhei Muramoto Gestor	Felipe de Almeida Meteorologista	Tatiana Pilachevsky Geógrafa		


Data - hora (Horário oficial de Brasília)	Tempera- tura (°C)	UR (%)	Precipitação (mm)	Radiação Solar (W/m ²)	Nível do Tanque classe A (mm)	Direção do Vento (Graus)	Velocidade do Vento (m/s)	Velocidade de Rajada (m/s)	Pressão (mbar)
17/6/2015 0:10:00	23.98	96.80	0.00	0.63	16.95	106.70	0.00	1.01	990.00
17/6/2015 1:10:00	23.62	96.20	0.00	0.63	16.65	85.64	0.25	1.26	989.90
17/6/2015 2:10:00	23.16	98.70	0.00	0.63	16.03	21.06	0.00	0.50	989.20
17/6/2015 3:10:00	22.66	99.40	0.00	0.63	16.34	0.00	0.00	0.50	989.00
17/6/2015 4:10:00	22.39	99.80	0.00	0.63	15.73	346.77	0.00	0.76	989.00
17/6/2015 5:10:00	22.08	100.00	0.00	0.63	16.03	321.50	0.00	1.01	989.20
17/6/2015 6:10:00	21.80	100.00	0.00	0.63	16.03	321.50	0.00	0.00	989.40
17/6/2015 7:10:00	23.06	100.00	0.00	91.88	16.03	19.66	0.00	0.76	990.50
17/6/2015 8:10:00	28.12	87.80	0.00	255.63	16.95	14.04	0.00	0.00	991.10
17/6/2015 9:10:00	30.60	78.30	0.00	466.88	20.57	313.08	0.00	1.26	991.50
17/6/2015 10:10:00	30.07	74.80	0.00	591.88	23.02	223.22	1.01	2.27	991.20
17/6/2015 11:10:00	31.77	62.50	0.00	683.13	24.19	237.26	1.51	3.53	990.50
17/6/2015 12:10:00	32.15	59.20	0.00	730.63	25.41	78.62	1.76	5.79	989.90
17/6/2015 13:10:00	34.52	51.60	0.00	693.13	26.02	287.80	0.25	3.78	989.10
17/6/2015 14:10:00	34.70	52.10	0.00	668.13	24.80	259.73	0.76	3.53	988.20
17/6/2015 15:10:00	35.61	47.60	0.00	458.13	21.18	355.19	0.25	3.02	987.60
17/6/2015 16:10:00	33.68	49.40	0.00	291.88	0.00	113.72	0.76	3.02	987.60
17/6/2015 17:10:00	32.05	64.00	0.00	121.88	0.00	61.77	0.25	2.02	987.60
17/6/2015 18:10:00	27.31	77.40	0.00	0.63	0.00	63.18	0.00	1.01	988.20
17/6/2015 19:10:00	26.23	79.90	0.00	0.63	0.00	67.39	0.00	0.76	988.20
17/6/2015 20:10:00	25.50	82.20	0.00	0.63	0.00	67.39	0.00	0.50	988.70
17/6/2015 21:10:00	25.60	83.10	0.00	0.63	11.81	67.39	0.00	0.50	989.30
17/6/2015 22:10:00	25.36	87.70	0.00	0.63	11.19	64.58	0.00	1.26	989.70
17/6/2015 23:10:00	24.99	89.00	0.00	0.63	11.50	42.12	0.00	1.51	989.80
18/6/2015 0:10:00	24.80	89.80	0.00	0.63	11.50	74.41	0.25	1.26	989.80
18/6/2015 1:10:00	24.75	92.10	0.00	0.63	11.50	53.35	0.00	0.76	989.50
18/6/2015 2:10:00	24.17	94.90	0.00	0.63	11.19	85.64	0.00	0.50	989.20
18/6/2015 3:10:00	23.55	96.80	0.00	0.63	10.64	16.85	0.00	0.50	989.00
18/6/2015 4:10:00	23.11	96.70	0.00	0.63	10.34	32.29	0.00	0.25	989.20
18/6/2015 5:10:00	22.68	97.90	0.00	0.63	10.34	32.29	0.00	0.00	989.60
18/6/2015 6:10:00	22.39	98.60	0.00	0.63	10.64	14.04	0.00	0.00	990.10

Visto por:		Elaborado por:			Rev.: 001 26/01/15 Página 99
Thiago Millani Coordenador	Juhei Muramoto Gestor	Felipe de Almeida Meteorologista	Tatiana Pilachevsky Geógrafa		


Data - hora (Horário oficial de Brasília)	Tempera- tura (°C)	UR (%)	Precipitação (mm)	Radiação Solar (W/m ²)	Nível do Tanque classe A (mm)	Direção do Vento (Graus)	Velocidade do Vento (m/s)	Velocidade de Rajada (m/s)	Pressão (mbar)
18/6/2015 7:10:00	24.48	94.60	0.00	123.13	9.72	356.60	0.00	0.50	984.80
18/6/2015 8:10:00	27.43	86.70	0.00	170.63	11.19	345.37	0.00	0.25	992.00
18/6/2015 9:10:00	28.97	79.60	0.00	456.88	14.56	240.07	0.25	2.02	992.00
18/6/2015 10:10:00	30.67	68.10	0.00	594.38	16.95	228.84	1.26	4.03	991.80
18/6/2015 11:10:00	32.10	63.00	0.00	869.38	18.79	213.40	0.76	3.53	992.10
18/6/2015 12:10:00	33.05	58.30	0.00	523.13	18.49	140.39	1.26	5.54	991.10
18/6/2015 13:10:00	34.28	50.60	0.00	190.63	18.79	143.20	0.76	6.30	990.30
18/6/2015 14:10:00	32.90	53.20	0.00	709.38	15.73	94.06	1.76	5.54	989.10
18/6/2015 15:10:00	33.55	51.60	0.00	488.13	13.95	199.36	1.26	4.03	988.40
18/6/2015 16:10:00	32.67	57.50	0.00	349.38	0.00	234.46	1.01	5.04	988.20
18/6/2015 17:10:00	31.94	53.40	0.00	173.13	0.00	165.66	0.76	3.78	988.60
18/6/2015 18:10:00	28.22	67.90	0.00	0.63	0.00	153.03	0.76	5.29	989.10
18/6/2015 19:10:00	26.97	73.60	0.00	0.63	0.00	144.60	0.00	1.76	989.90
18/6/2015 20:10:00	26.06	79.40	0.00	0.63	0.00	137.58	0.00	0.50	990.60
18/6/2015 21:10:00	25.60	84.50	0.00	0.63	5.80	103.89	0.50	1.26	991.20
18/6/2015 22:10:00	24.90	92.00	0.00	0.63	5.80	101.08	0.00	1.51	991.50
18/6/2015 23:10:00	24.22	92.80	0.00	0.63	5.80	88.45	0.00	0.76	991.50
19/6/2015 0:10:00	24.12	93.70	0.00	0.63	5.49	89.85	0.00	0.76	991.50
19/6/2015 1:10:00	24.05	93.90	0.00	0.63	5.19	87.04	0.00	1.01	991.60
19/6/2015 2:10:00	23.38	95.70	0.00	0.63	5.19	81.43	0.00	0.76	991.10
19/6/2015 3:10:00	23.14	95.90	0.00	0.63	5.19	81.43	0.00	0.50	990.80
19/6/2015 4:10:00	24.20	89.70	0.00	0.63	4.88	188.13	0.76	3.78	991.20
19/6/2015 5:10:00	23.57	86.70	0.00	0.63	4.27	186.72	0.50	2.77	991.60
19/6/2015 6:10:00	23.11	88.10	0.00	1.88	3.66	216.20	0.76	4.53	992.30
19/6/2015 7:10:00	22.92	90.20	0.00	29.38	5.19	207.78	0.00	3.27	992.90
19/6/2015 8:10:00	23.83	87.60	0.00	389.38	5.80	202.17	0.50	4.53	993.80
19/6/2015 9:10:00	24.65	84.50	0.00	216.88	6.66	192.34	1.51	4.78	994.00
19/6/2015 10:10:00	26.65	78.70	0.00	668.13	9.72	167.07	1.51	6.80	993.80
19/6/2015 11:10:00	28.07	72.50	0.00	748.13	10.64	188.13	2.27	6.80	993.60
19/6/2015 12:10:00	29.52	67.10	0.00	771.88	11.50	165.66	2.02	6.55	992.70
19/6/2015 13:10:00	30.70	61.40	0.00	738.13	11.19	192.34	1.76	5.29	992.10

Visto por:		Elaborado por:			Rev.: 001 26/01/15 Página 100
Thiago Millani Coordenador	Juhei Muramoto Gestor	Felipe de Almeida Meteorologista	Tatiana Pilachevsky Geógrafa		


Data - hora (Horário oficial de Brasília)	Tempera- tura (°C)	UR (%)	Precipitação (mm)	Radiação Solar (W/m ²)	Nível do Tanque classe A (mm)	Direção do Vento (Graus)	Velocidade do Vento (m/s)	Velocidade de Rajada (m/s)	Pressão (mbar)
19/6/2015 14:10:00	30.85	60.10	0.00	220.63	10.34	228.84	1.26	5.29	990.80
19/6/2015 15:10:00	32.48	55.80	0.00	553.13	8.19	179.70	0.50	6.04	990.10
19/6/2015 16:10:00	30.82	59.60	0.00	263.13	6.11	219.01	1.26	4.53	989.60
19/6/2015 17:10:00	30.34	62.30	0.00	133.13	4.27	188.13	0.25	4.03	989.20
19/6/2015 18:10:00	28.15	72.10	0.00	0.63	1.88	190.93	1.01	3.53	989.70
19/6/2015 19:10:00	26.94	77.50	0.00	0.63	1.27	196.55	1.26	3.27	990.30
19/6/2015 20:10:00	25.84	81.60	0.00	0.63	0.65	211.99	1.51	3.78	990.90
19/6/2015 21:10:00	24.85	84.00	0.00	0.63	0.04	209.18	2.02	4.28	991.50
19/6/2015 22:10:00	24.22	86.10	0.00	0.63	0.35	209.18	1.51	3.78	991.60
19/6/2015 23:10:00	23.62	87.50	0.00	0.63	0.00	207.78	1.01	3.78	991.60
20/6/2015 0:10:00	23.14	86.20	0.00	0.63	0.04	224.63	1.01	4.28	991.60
20/6/2015 1:10:00	22.71	85.00	0.00	0.63	0.00	200.76	0.50	3.27	991.30
20/6/2015 2:10:00	22.23	85.10	0.00	0.63	0.00	207.78	1.01	4.28	991.20
20/6/2015 3:10:00	21.51	87.90	0.00	0.63	0.00	175.49	0.00	2.52	990.80
20/6/2015 4:10:00	21.41	87.30	0.00	0.63	0.00	199.36	0.25	3.27	990.70
20/6/2015 5:10:00	21.10	88.30	0.00	0.63	0.00	200.76	0.50	3.02	991.20
20/6/2015 6:10:00	20.63	89.70	0.00	1.88	0.00	176.89	0.25	2.77	991.90
20/6/2015 7:10:00	21.72	87.00	0.00	155.63	0.00	192.34	0.00	2.77	992.80
20/6/2015 8:10:00	22.75	83.90	0.00	245.63	0.04	230.24	1.01	3.27	993.70
20/6/2015 9:10:00	24.00	80.30	0.00	448.13	2.18	190.93	1.26	5.04	993.70
20/6/2015 10:10:00	24.85	78.80	0.00	603.13	4.57	200.76	2.27	5.29	993.60
20/6/2015 11:10:00	26.57	73.60	0.00	620.63	6.41	217.61	2.02	5.04	993.30
20/6/2015 12:10:00	28.17	71.00	0.00	735.63	6.66	206.38	2.02	5.04	992.30
20/6/2015 13:10:00	29.64	67.10	0.00	648.13	7.27	148.82	1.51	5.79	991.60
20/6/2015 14:10:00	29.99	59.90	0.00	314.38	4.27	99.68	1.26	5.29	990.90
20/6/2015 15:10:00	30.75	55.90	0.00	401.88	2.74	105.29	1.26	3.78	990.10
20/6/2015 16:10:00	30.90	55.60	0.00	223.13	0.35	106.70	1.26	3.53	989.50
20/6/2015 17:10:00	29.54	65.30	0.00	75.63	0.00	102.49	0.00	3.02	990.30
20/6/2015 18:10:00	25.53	79.60	0.00	0.63	0.00	105.29	0.00	1.01	990.50
20/6/2015 19:10:00	24.68	81.10	0.00	0.63	0.00	81.43	0.00	0.76	990.80
20/6/2015 20:10:00	23.83	85.20	0.00	0.63	0.00	74.41	0.00	1.01	991.70

Visto por:		Elaborado por:			Rev.: 001 26/01/15 Página 101
Thiago Millani Coordenador	Juhei Muramoto Gestor	Felipe de Almeida Meteorologista	Tatiana Pilachevsky Geógrafa		


Data - hora (Horário oficial de Brasília)	Tempera- tura (°C)	UR (%)	Precipitação (mm)	Radiação Solar (W/m ²)	Nível do Tanque classe A (mm)	Direção do Vento (Graus)	Velocidade do Vento (m/s)	Velocidade de Rajada (m/s)	Pressão (mbar)
20/6/2015 21:10:00	23.26	87.90	0.00	0.63	0.00	74.41	0.00	0.76	992.20
20/6/2015 22:10:00	22.97	91.30	0.00	0.63	0.00	68.79	0.00	0.76	992.40
20/6/2015 23:10:00	23.47	94.60	0.00	0.63	0.00	158.64	0.00	1.51	992.40
21/6/2015 0:10:00	22.61	95.40	0.00	0.63	0.00	19.66	0.00	1.26	992.50
21/6/2015 1:10:00	22.30	96.30	0.00	0.63	0.00	57.56	0.00	0.50	992.30
21/6/2015 2:10:00	21.89	95.60	0.00	0.63	0.00	105.29	0.00	0.76	991.80
21/6/2015 3:10:00	21.53	96.50	0.00	0.63	0.00	105.29	0.00	0.00	991.40
21/6/2015 4:10:00	21.39	96.90	0.00	0.63	0.00	80.02	0.00	1.26	991.30
21/6/2015 5:10:00	22.03	93.50	0.00	0.63	0.00	144.60	0.00	1.76	992.60
21/6/2015 6:10:00	21.06	96.90	0.00	0.63	0.00	68.79	0.00	1.76	992.80
21/6/2015 7:10:00	22.47	92.80	0.00	80.63	0.00	73.00	0.00	1.01	993.80
21/6/2015 8:10:00	24.73	84.10	0.00	250.63	0.00	164.26	0.50	3.27	994.50
21/6/2015 9:10:00	26.84	76.70	0.00	489.38	0.00	196.55	1.01	4.03	994.60
21/6/2015 10:10:00	27.48	72.30	0.00	521.88	0.00	196.55	1.51	5.04	994.50
21/6/2015 11:10:00	30.34	61.70	0.00	663.13	1.27	211.99	1.01	5.29	993.70
21/6/2015 12:10:00	31.03	56.40	0.00	720.63	1.57	65.98	1.76	5.79	993.40
21/6/2015 13:10:00	32.15	51.40	0.00	689.38	1.88	91.26	1.01	4.78	992.50
21/6/2015 14:10:00	32.92	49.00	0.00	588.13	1.57	50.54	1.26	6.04	991.30
21/6/2015 15:10:00	33.44	48.10	0.00	460.63	0.00	185.32	1.01	5.04	990.90
21/6/2015 16:10:00	32.23	51.40	0.00	80.63	0.00	46.33	1.26	4.53	991.10
21/6/2015 17:10:00	31.46	56.00	0.00	110.63	0.00	67.39	0.25	2.77	991.30
21/6/2015 18:10:00	26.92	74.80	0.00	0.63	0.00	115.12	0.00	1.51	991.40
21/6/2015 19:10:00	25.70	76.80	0.00	0.63	0.00	91.26	0.00	1.26	991.70
21/6/2015 20:10:00	24.94	80.10	0.00	0.63	0.00	91.26	0.25	1.76	992.20
21/6/2015 21:10:00	24.12	84.60	0.00	0.63	0.00	89.85	0.00	1.51	993.00
21/6/2015 22:10:00	23.52	87.30	0.00	0.63	0.00	98.28	0.00	1.51	993.00
21/6/2015 23:10:00	23.14	88.70	0.00	0.63	0.00	89.85	0.00	1.26	992.90
22/6/2015 0:10:00	22.63	91.30	0.00	0.63	0.00	92.66	0.00	1.26	992.80
22/6/2015 1:10:00	22.85	88.40	0.00	0.63	0.00	49.14	0.00	2.02	992.40
22/6/2015 2:10:00	21.96	92.80	0.00	0.63	0.00	35.10	0.00	2.02	992.00
22/6/2015 3:10:00	22.11	88.90	0.00	0.63	0.00	328.52	0.00	1.51	991.80

Visto por:		Elaborado por:			Rev.: 001 26/01/15 Página 102
Thiago Millani Coordenador	Juhei Muramoto Gestor	Felipe de Almeida Meteorologista	Tatiana Pilachevsky Geógrafa		


Data - hora (Horário oficial de Brasília)	Tempera- tura (°C)	UR (%)	Precipitação (mm)	Radiação Solar (W/m ²)	Nível do Tanque classe A (mm)	Direção do Vento (Graus)	Velocidade do Vento (m/s)	Velocidade de Rajada (m/s)	Pressão (mbar)
22/6/2015 4:10:00	22.90	80.30	0.00	0.63	0.00	297.63	0.00	1.01	991.60
22/6/2015 5:10:00	21.72	86.90	0.00	0.63	0.00	342.56	0.00	2.27	992.20
22/6/2015 6:10:00	20.98	91.10	0.00	0.63	0.00	53.35	0.00	1.51	992.60
22/6/2015 7:10:00	23.21	84.40	0.00	93.13	0.00	119.33	0.00	1.01	993.70
22/6/2015 8:10:00	26.01	71.40	0.00	353.13	0.00	36.50	0.50	2.52	994.10
22/6/2015 9:10:00	27.68	65.60	0.00	514.38	0.00	51.95	1.01	5.04	994.40
22/6/2015 10:10:00	28.10	64.60	0.00	473.13	0.00	82.83	1.26	4.78	994.30
22/6/2015 11:10:00	29.79	57.80	0.00	695.63	0.00	116.53	1.76	5.54	993.80
22/6/2015 12:10:00	30.87	54.30	0.00	183.13	0.00	131.97	1.51	5.79	993.40
22/6/2015 13:10:00	32.02	51.40	0.00	631.88	0.00	129.16	2.02	6.80	992.60
22/6/2015 14:10:00	31.64	49.90	0.00	110.63	0.00	77.22	1.26	6.30	991.90
22/6/2015 15:10:00	32.30	48.40	0.00	579.38	0.00	50.54	2.02	4.28	991.60
22/6/2015 16:10:00	31.38	53.50	0.00	271.88	0.00	99.68	1.01	5.54	991.20
22/6/2015 17:10:00	30.12	63.30	0.00	116.88	0.00	50.54	0.50	2.27	991.20
22/6/2015 18:10:00	26.23	77.20	0.00	0.63	0.00	124.95	0.25	1.26	990.80
22/6/2015 19:10:00	24.97	78.70	0.00	0.63	0.00	115.12	0.00	1.51	991.90
22/6/2015 20:10:00	24.51	81.40	0.00	0.63	0.00	115.12	0.00	1.26	992.40
22/6/2015 21:10:00	23.93	84.00	0.00	0.63	0.00	117.93	0.00	0.50	992.80
22/6/2015 22:10:00	23.38	87.70	0.00	0.63	0.00	117.93	0.00	1.01	993.10
22/6/2015 23:10:00	22.85	87.50	0.00	0.63	0.00	116.53	0.00	1.01	993.00
23/6/2015 0:10:00	22.63	90.50	0.00	0.63	0.00	122.14	0.00	0.76	993.00
23/6/2015 1:10:00	22.06	92.90	0.00	0.63	0.00	119.33	0.00	1.01	993.00
23/6/2015 2:10:00	21.72	91.40	0.00	0.63	0.00	119.33	0.00	0.50	992.90
23/6/2015 3:10:00	21.32	93.50	0.00	0.63	0.00	119.33	0.00	0.50	992.60
23/6/2015 4:10:00	20.96	95.30	0.00	0.63	0.00	119.33	0.00	0.50	992.90
23/6/2015 5:10:00	20.46	94.90	0.00	0.63	0.00	119.33	0.00	0.76	993.70
23/6/2015 6:10:00	20.34	94.90	0.00	0.63	0.00	119.33	0.00	0.50	994.60
23/6/2015 7:10:00	21.89	91.00	0.00	124.38	0.00	119.33	0.00	0.76	995.30
23/6/2015 8:10:00	25.82	74.00	0.00	300.63	0.00	151.62	0.00	1.26	995.90
23/6/2015 9:10:00	27.36	66.70	0.00	460.63	0.00	356.60	0.76	3.78	996.00
23/6/2015 10:10:00	28.64	60.80	0.00	591.88	0.00	85.64	1.26	5.04	996.30

Visto por:		Elaborado por:			Rev.: 001 26/01/15 Página 103
Thiago Millani Coordenador	Juhei Muramoto Gestor	Felipe de Almeida Meteorologista	Tatiana Pilachevsky Geógrafa		


Data - hora (Horário oficial de Brasília)	Tempera- tura (°C)	UR (%)	Precipitação (mm)	Radiação Solar (W/m ²)	Nível do Tanque classe A (mm)	Direção do Vento (Graus)	Velocidade do Vento (m/s)	Velocidade de Rajada (m/s)	Pressão (mbar)
23/6/2015 11:10:00	30.67	54.80	0.00	680.63	0.00	119.33	1.26	5.79	996.10
23/6/2015 12:10:00	31.74	48.20	0.00	711.88	0.00	85.64	2.02	6.30	994.90
23/6/2015 13:10:00	32.41	47.50	0.00	703.13	0.00	164.26	1.76	7.05	993.90
23/6/2015 14:10:00	32.85	46.00	0.00	645.63	0.00	84.24	1.51	6.04	993.10
23/6/2015 15:10:00	32.05	47.20	0.00	505.63	0.00	119.33	1.76	5.54	994.30
23/6/2015 16:10:00	31.92	49.30	0.00	299.38	0.00	109.51	1.26	6.04	992.30
23/6/2015 17:10:00	31.10	52.60	0.00	118.13	0.00	73.00	0.50	4.53	992.20
23/6/2015 18:10:00	26.38	72.20	0.00	26.88	0.00	65.98	0.25	1.51	992.80
23/6/2015 19:10:00	25.14	76.40	0.00	0.63	0.00	68.79	0.25	1.51	992.90
23/6/2015 20:10:00	24.22	79.50	0.00	0.63	0.00	75.81	0.50	1.51	993.50
23/6/2015 21:10:00	23.55	83.00	0.00	0.63	0.00	77.22	0.00	1.01	993.80
23/6/2015 22:10:00	23.06	86.40	0.00	0.63	0.00	75.81	0.00	0.76	993.90
23/6/2015 23:10:00	22.80	87.80	0.00	0.63	0.00	75.81	0.00	0.50	994.30
24/6/2015 0:10:00	22.51	90.30	0.00	0.63	0.00	82.83	0.00	2.02	994.30
24/6/2015 1:10:00	21.75	93.10	0.00	0.63	0.00	78.62	0.00	0.76	994.00
24/6/2015 2:10:00	21.08	95.70	0.00	0.63	0.00	67.39	0.00	0.50	993.80
24/6/2015 3:10:00	20.96	94.50	0.00	0.63	0.00	67.39	0.00	0.76	993.70
24/6/2015 4:10:00	20.63	96.00	0.00	0.63	0.00	67.39	0.00	0.25	993.30
24/6/2015 5:10:00	20.32	96.70	0.00	0.63	0.00	67.39	0.00	0.00	993.60
24/6/2015 6:10:00	19.94	97.90	0.00	0.63	0.00	345.37	0.00	0.50	993.90
24/6/2015 7:10:00	22.03	92.50	0.00	123.13	0.00	334.13	0.00	0.25	994.30
24/6/2015 8:10:00	24.85	85.60	0.00	298.13	0.00	335.54	0.00	1.01	995.00
24/6/2015 9:10:00	29.27	65.20	0.00	465.63	0.00	56.16	0.25	2.77	995.10
24/6/2015 10:10:00	29.64	60.60	0.00	594.38	0.00	98.28	1.76	5.29	995.20
24/6/2015 11:10:00	31.36	56.20	0.00	680.63	0.00	129.16	1.76	5.29	994.80
24/6/2015 12:10:00	32.33	52.10	0.00	720.63	0.00	47.73	1.51	4.28	994.40
24/6/2015 13:10:00	32.69	47.40	0.00	689.38	0.00	47.73	1.26	5.54	993.30
24/6/2015 14:10:00	32.38	45.90	0.00	595.63	0.00	109.51	2.02	4.78	992.40
24/6/2015 15:10:00	33.60	42.70	0.00	473.13	0.00	65.98	1.01	6.55	992.20
24/6/2015 16:10:00	32.28	44.00	0.00	294.38	0.00	63.18	1.26	4.53	992.10
24/6/2015 17:10:00	31.46	49.30	0.00	119.38	0.00	63.18	0.50	4.53	992.40

Visto por:		Elaborado por:			Rev.: 001 26/01/15 Página 104
Thiago Millani Coordenador	Juhei Muramoto Gestor	Felipe de Almeida Meteorologista	Tatiana Pilachevsky Geógrafa		


Data - hora (Horário oficial de Brasília)	Tempera- tura (°C)	UR (%)	Precipitação (mm)	Radiação Solar (W/m ²)	Nível do Tanque classe A (mm)	Direção do Vento (Graus)	Velocidade do Vento (m/s)	Velocidade de Rajada (m/s)	Pressão (mbar)
24/6/2015 18:10:00	26.52	69.30	0.00	0.63	0.00	68.79	0.00	1.76	992.60
24/6/2015 19:10:00	25.16	73.30	0.00	0.63	0.00	65.98	0.50	1.76	992.70
24/6/2015 20:10:00	24.36	77.30	0.00	0.63	0.00	71.60	0.00	0.50	993.20
24/6/2015 21:10:00	23.79	81.10	0.00	0.63	0.00	71.60	0.00	0.76	993.60
24/6/2015 22:10:00	24.41	81.10	0.00	0.63	0.00	103.89	0.25	2.27	993.90
24/6/2015 23:10:00	22.73	84.30	0.00	0.63	0.00	68.79	0.00	0.76	993.90
25/6/2015 0:10:00	22.73	84.00	0.00	0.63	0.00	65.98	0.00	0.50	993.80
25/6/2015 1:10:00	21.89	92.20	0.00	0.63	0.00	339.75	0.00	1.01	993.70
25/6/2015 2:10:00	21.77	90.00	0.00	0.63	0.00	40.71	0.00	0.50	993.40
25/6/2015 3:10:00	21.08	91.90	0.00	0.63	0.00	49.14	0.00	0.50	993.20
25/6/2015 4:10:00	20.91	96.10	0.00	0.63	0.00	0.00	0.00	0.25	993.30
25/6/2015 5:10:00	20.75	95.80	0.00	0.63	0.00	0.00	0.00	0.25	993.30
25/6/2015 6:10:00	20.01	92.90	0.00	0.63	0.00	0.00	0.00	0.25	993.60
25/6/2015 7:10:00	21.32	90.80	0.00	128.13	0.00	42.12	0.00	0.50	994.20
25/6/2015 8:10:00	24.63	82.10	0.00	305.63	0.00	37.91	0.00	0.76	994.80
25/6/2015 9:10:00	28.00	63.60	0.00	469.38	0.00	343.96	0.25	3.02	995.10
25/6/2015 10:10:00	28.62	56.50	0.00	603.13	0.00	78.62	1.26	4.78	995.20
25/6/2015 11:10:00	30.22	52.40	0.00	689.38	0.00	75.81	1.51	5.29	994.60
25/6/2015 12:10:00	31.77	45.50	0.00	726.88	0.00	88.45	1.76	5.29	994.40
25/6/2015 13:10:00	33.13	37.40	0.00	689.38	0.00	71.60	0.76	5.54	993.10
25/6/2015 14:10:00	33.24	30.90	0.00	604.38	0.00	113.72	1.51	4.78	992.40
25/6/2015 15:10:00	33.99	31.10	0.00	465.63	0.00	61.77	0.76	3.78	991.70
25/6/2015 16:10:00	32.98	32.60	0.00	300.63	0.00	113.72	0.76	4.28	991.40
25/6/2015 17:10:00	30.57	52.10	0.00	126.88	0.00	68.79	0.25	2.77	991.60
25/6/2015 18:10:00	25.82	62.90	0.00	5.63	0.00	67.39	0.00	1.26	992.20
25/6/2015 19:10:00	24.68	66.30	0.00	0.63	0.00	67.39	0.00	1.01	992.60
25/6/2015 20:10:00	23.67	68.20	0.00	0.63	0.00	81.43	0.00	1.51	993.10
25/6/2015 21:10:00	22.94	73.80	0.00	0.63	0.00	75.81	0.00	0.76	993.70
25/6/2015 22:10:00	22.23	80.40	0.00	0.63	0.00	70.20	0.00	0.76	993.80
25/6/2015 23:10:00	21.94	82.00	0.00	0.63	0.00	68.79	0.00	0.50	993.80
26/6/2015 0:10:00	21.06	89.20	0.00	0.63	0.00	353.79	0.00	0.50	993.90

Visto por:		Elaborado por:			Rev.: 001 26/01/15 Página 105
Thiago Millani Coordenador	Juhei Muramoto Gestor	Felipe de Almeida Meteorologista	Tatiana Pilachevsky Geógrafa		


Data - hora (Horário oficial de Brasília)	Tempera- tura (°C)	UR (%)	Precipitação (mm)	Radiação Solar (W/m ²)	Nível do Tanque classe A (mm)	Direção do Vento (Graus)	Velocidade do Vento (m/s)	Velocidade de Rajada (m/s)	Pressão (mbar)
26/6/2015 1:10:00	20.65	90.80	0.00	0.63	0.00	352.38	0.00	0.00	993.20
26/6/2015 2:10:00	20.20	93.30	0.00	0.63	0.00	327.11	0.00	0.76	992.90
26/6/2015 3:10:00	19.60	94.40	0.00	0.63	0.00	327.11	0.00	0.50	992.60
26/6/2015 4:10:00	19.48	95.10	0.00	0.63	0.00	329.92	0.00	0.76	993.10
26/6/2015 5:10:00	19.37	96.20	0.00	0.63	0.00	353.79	0.00	0.76	993.50
26/6/2015 6:10:00	19.34	96.00	0.00	0.63	0.00	341.15	0.00	1.01	994.00
26/6/2015 7:10:00	22.13	90.10	0.00	94.38	0.00	341.15	0.00	0.50	994.50
26/6/2015 8:10:00	25.28	82.40	0.00	291.88	0.00	339.75	0.00	1.01	995.10
26/6/2015 9:10:00	28.74	69.20	0.00	456.88	0.00	285.00	0.00	1.26	994.80
26/6/2015 10:10:00	29.82	57.70	0.00	586.88	0.00	77.22	1.26	4.53	994.80
26/6/2015 11:10:00	31.54	52.20	0.00	673.13	0.00	74.41	1.26	5.54	994.60
26/6/2015 12:10:00	32.20	47.90	0.00	706.88	0.00	78.62	1.51	5.54	994.10
26/6/2015 13:10:00	33.42	47.80	0.00	678.13	0.00	167.07	1.51	6.30	993.10
26/6/2015 14:10:00	34.02	45.40	0.00	649.38	0.00	98.28	0.50	5.79	992.20
26/6/2015 15:10:00	33.18	47.00	0.00	505.63	0.00	67.39	0.76	3.53	992.10
26/6/2015 16:10:00	34.07	45.80	0.00	289.38	0.00	120.74	0.76	4.28	991.60
26/6/2015 17:10:00	32.69	52.80	0.00	124.38	0.00	88.45	0.25	4.28	991.80
26/6/2015 18:10:00	27.63	70.30	0.00	0.63	0.00	122.14	0.25	1.51	992.10
26/6/2015 19:10:00	25.91	76.30	0.00	0.63	0.00	73.00	0.00	1.01	992.50
26/6/2015 20:10:00	25.72	81.30	0.00	0.63	0.00	75.81	0.00	1.26	993.30
26/6/2015 21:10:00	24.82	80.80	0.00	0.63	0.00	68.79	0.25	1.26	993.70
26/6/2015 22:10:00	24.48	82.50	0.00	0.63	0.00	78.62	0.00	1.26	994.00
26/6/2015 23:10:00	23.74	86.20	0.00	0.63	0.00	80.02	0.00	0.76	994.00
27/6/2015 0:10:00	24.15	83.30	0.00	0.63	0.00	120.74	0.00	1.01	993.90
27/6/2015 1:10:00	23.55	86.90	0.00	0.63	0.00	130.57	0.00	0.76	993.60
27/6/2015 2:10:00	22.97	89.60	0.00	0.63	0.00	71.60	0.00	0.76	993.30
27/6/2015 3:10:00	22.25	92.80	0.00	0.63	0.00	67.39	0.00	0.50	993.00
27/6/2015 4:10:00	22.06	93.70	0.00	0.63	0.00	67.39	0.00	0.25	993.00
27/6/2015 5:10:00	21.65	95.50	0.00	0.63	0.00	67.39	0.00	0.50	993.00
27/6/2015 6:10:00	21.03	96.70	0.00	0.63	0.00	67.39	0.00	0.00	993.50
27/6/2015 7:10:00	24.03	89.30	0.00	124.38	0.00	2.81	0.00	0.76	993.90

Visto por:		Elaborado por:			Rev.: 001 26/01/15 Página 106
Thiago Millani Coordenador	Juhei Muramoto Gestor	Felipe de Almeida Meteorologista	Tatiana Pilachevsky Geógrafa		


Data - hora (Horário oficial de Brasília)	Tempera- tura (°C)	UR (%)	Precipitação (mm)	Radiação Solar (W/m ²)	Nível do Tanque classe A (mm)	Direção do Vento (Graus)	Velocidade do Vento (m/s)	Velocidade de Rajada (m/s)	Pressão (mbar)
27/6/2015 8:10:00	26.94	79.60	0.00	298.13	0.00	336.94	0.25	2.02	994.50
27/6/2015 9:10:00	28.17	69.80	0.00	459.38	0.00	84.24	0.76	3.27	995.20
27/6/2015 10:10:00	29.72	63.60	0.00	594.38	0.00	124.95	1.26	4.53	991.70
27/6/2015 11:10:00	31.48	59.20	0.00	659.38	0.00	183.91	1.26	4.53	994.70
27/6/2015 12:10:00	32.51	50.10	0.00	728.13	0.00	115.12	1.51	5.79	993.80
27/6/2015 13:10:00	33.60	45.40	0.00	725.63	0.00	67.39	1.76	7.30	992.90
27/6/2015 14:10:00	33.76	47.00	0.00	709.38	0.00	64.58	1.26	7.30	990.40
27/6/2015 15:10:00	33.70	46.00	0.00	463.13	0.00	117.93	0.76	5.54	991.30
27/6/2015 16:10:00	32.69	48.30	0.00	338.13	0.00	60.37	0.76	5.29	991.40
27/6/2015 17:10:00	30.39	63.00	0.00	71.88	0.00	74.41	0.00	2.52	991.10
27/6/2015 18:10:00	26.84	71.80	0.00	6.88	0.00	75.81	0.25	1.26	991.50
27/6/2015 19:10:00	25.57	75.30	0.00	0.63	0.00	81.43	0.25	1.51	991.70
27/6/2015 20:10:00	25.26	77.80	0.00	0.63	0.00	85.64	0.00	1.76	992.20
27/6/2015 21:10:00	24.12	86.70	0.00	0.63	0.00	60.37	0.25	1.51	993.10
27/6/2015 22:10:00	24.34	82.20	0.00	0.63	0.00	61.77	0.00	1.51	993.20
27/6/2015 23:10:00	23.57	85.00	0.00	0.63	0.00	50.54	0.00	1.26	992.90
28/6/2015 0:10:00	23.02	88.70	0.00	0.63	0.00	56.16	0.00	1.26	992.60
28/6/2015 1:10:00	22.23	89.40	0.00	0.63	0.00	42.12	0.00	0.76	992.30
28/6/2015 2:10:00	21.70	91.10	0.00	0.63	0.00	58.97	0.00	1.01	992.10
28/6/2015 3:10:00	21.25	92.90	0.00	0.63	0.00	56.16	0.00	1.01	991.90
28/6/2015 4:10:00	20.94	92.20	0.00	0.63	0.00	56.16	0.00	0.25	991.80
28/6/2015 5:10:00	20.29	96.00	0.00	0.63	0.00	16.85	0.00	0.50	992.10
28/6/2015 6:10:00	21.27	95.90	0.00	0.63	0.00	70.20	0.00	1.26	993.00
28/6/2015 7:10:00	21.68	94.70	0.00	95.63	0.00	343.96	0.00	2.27	993.40
28/6/2015 8:10:00	24.24	86.30	0.00	195.63	0.00	355.19	0.00	0.76	993.20
28/6/2015 9:10:00	27.26	67.80	0.00	270.63	0.00	80.02	0.76	4.28	994.50
28/6/2015 10:10:00	29.09	63.20	0.00	595.63	0.00	82.83	1.26	5.04	994.10
28/6/2015 11:10:00	30.09	55.20	0.00	685.63	0.00	109.51	1.51	4.78	993.40
28/6/2015 12:10:00	31.36	47.10	0.00	726.88	0.00	81.43	1.51	6.80	992.50
28/6/2015 13:10:00	31.97	40.80	0.00	696.88	0.00	94.06	1.76	6.55	991.40
28/6/2015 14:10:00	32.87	36.30	0.00	595.63	0.00	124.95	1.26	6.04	990.50

Visto por:		Elaborado por:			Rev.: 001 26/01/15 Página 107
Thiago Millani Coordenador	Juhei Muramoto Gestor	Felipe de Almeida Meteorologista	Tatiana Pilachevsky Geógrafa		


Data - hora (Horário oficial de Brasília)	Tempera- tura (°C)	UR (%)	Precipitação (mm)	Radiação Solar (W/m ²)	Nível do Tanque classe A (mm)	Direção do Vento (Graus)	Velocidade do Vento (m/s)	Velocidade de Rajada (m/s)	Pressão (mbar)
28/6/2015 15:10:00	32.95	33.80	0.00	505.63	0.00	140.39	1.26	4.53	989.90
28/6/2015 16:10:00	32.48	35.10	0.00	301.88	0.00	74.41	1.26	4.28	989.70
28/6/2015 17:10:00	30.17	48.60	0.00	128.13	0.00	57.56	0.50	3.02	989.80
28/6/2015 18:10:00	25.77	65.40	0.00	0.63	0.00	60.37	0.25	1.51	990.10
28/6/2015 19:10:00	24.20	69.60	0.00	0.63	0.00	73.00	0.50	1.51	990.70
28/6/2015 20:10:00	23.30	73.10	0.00	0.63	0.00	64.58	0.00	1.26	991.10
28/6/2015 21:10:00	22.61	76.20	0.00	0.63	0.00	64.58	0.00	1.01	991.40
28/6/2015 22:10:00	22.08	78.70	0.00	0.63	0.00	64.58	0.00	0.76	991.50
28/6/2015 23:10:00	21.22	89.80	0.00	0.63	0.00	61.77	0.00	0.76	991.70
29/6/2015 0:10:00	21.06	86.00	0.00	0.63	0.00	57.56	0.00	0.25	991.90
29/6/2015 1:10:00	20.32	91.40	0.00	0.63	0.00	57.56	0.00	0.50	991.40
29/6/2015 2:10:00	20.32	91.30	0.00	0.63	0.00	57.56	0.00	0.50	990.80
29/6/2015 3:10:00	20.10	93.80	0.00	0.63	0.00	53.35	0.00	0.25	990.60
29/6/2015 4:10:00	19.58	94.90	0.00	0.63	0.00	51.95	0.00	0.76	990.70
29/6/2015 5:10:00	19.18	95.80	0.00	0.63	0.00	26.68	0.00	0.25	991.40
29/6/2015 6:10:00	18.99	96.70	0.00	0.63	0.00	9.83	0.00	0.76	991.70
29/6/2015 7:10:00	20.96	92.90	0.00	118.13	0.00	8.42	0.00	0.50	992.30
29/6/2015 8:10:00	23.88	83.20	0.00	289.38	0.00	19.66	0.00	1.01	992.20
29/6/2015 9:10:00	26.70	69.00	0.00	451.88	0.00	46.33	1.76	3.53	993.30
29/6/2015 10:10:00	28.54	63.00	0.00	583.13	0.00	54.75	1.26	4.78	993.10
29/6/2015 11:10:00	31.28	56.50	0.00	650.63	0.00	92.66	0.76	4.53	992.60
29/6/2015 12:10:00	32.23	50.60	0.00	724.38	0.00	29.48	1.01	4.28	991.90
29/6/2015 13:10:00	32.07	50.20	0.00	671.88	0.00	89.85	1.76	6.04	991.10
29/6/2015 14:10:00	32.77	46.10	0.00	586.88	0.00	18.25	1.51	4.03	990.40
29/6/2015 15:10:00	32.77	47.30	0.00	449.38	0.00	18.25	1.26	4.28	989.30
29/6/2015 16:10:00	32.46	50.00	0.00	288.13	0.00	42.12	1.26	4.53	988.60
29/6/2015 17:10:00	30.95	54.50	0.00	118.13	0.00	54.75	1.26	3.53	988.70
29/6/2015 18:10:00	26.82	73.60	0.00	5.63	0.00	73.00	0.25	1.51	989.00
29/6/2015 19:10:00	25.26	79.60	0.00	0.63	0.00	77.22	0.00	1.51	989.50
29/6/2015 20:10:00	24.77	81.50	0.00	0.63	0.00	77.22	0.00	0.76	990.30
29/6/2015 21:10:00	24.10	84.60	0.00	0.63	0.00	77.22	0.00	0.25	990.80

Visto por:		Elaborado por:			Rev.: 001 26/01/15 Página 108
Thiago Millani Coordenador	Juhei Muramoto Gestor	Felipe de Almeida Meteorologista	Tatiana Pilachevsky Geógrafa		


Data - hora (Horário oficial de Brasília)	Tempera- tura (°C)	UR (%)	Precipitação (mm)	Radiação Solar (W/m ²)	Nível do Tanque classe A (mm)	Direção do Vento (Graus)	Velocidade do Vento (m/s)	Velocidade de Rajada (m/s)	Pressão (mbar)
29/6/2015 22:10:00	23.50	87.40	0.00	0.63	0.00	80.02	0.00	0.76	990.90
29/6/2015 23:10:00	23.09	89.60	0.00	0.63	0.00	80.02	0.00	0.76	991.50
30/6/2015 0:10:00	22.49	93.10	0.00	0.63	0.00	80.02	0.00	0.50	991.30
30/6/2015 1:10:00	22.23	94.10	0.00	0.63	0.00	80.02	0.00	0.00	991.10
30/6/2015 2:10:00	21.49	95.40	0.00	0.63	0.00	80.02	0.00	0.00	990.70
30/6/2015 3:10:00	21.34	96.70	0.00	0.63	0.00	75.81	0.00	0.00	990.60
30/6/2015 4:10:00	21.08	96.80	0.00	0.63	0.00	64.58	0.00	0.25	990.70
30/6/2015 5:10:00	20.79	97.80	0.00	0.63	0.00	63.18	0.00	0.76	991.10
30/6/2015 6:10:00	20.17	98.40	0.00	0.63	0.00	33.69	0.00	0.25	991.50
30/6/2015 7:10:00	22.35	94.50	0.00	120.63	0.00	0.00	0.00	0.50	991.80
30/6/2015 8:10:00	24.77	88.70	0.00	248.13	0.00	356.60	0.00	1.01	992.80
30/6/2015 9:10:00	27.95	72.50	0.00	458.13	0.00	26.68	1.26	3.27	993.10
30/6/2015 10:10:00	30.02	62.50	0.00	586.88	0.00	43.52	1.26	4.03	993.10
30/6/2015 11:10:00	31.05	52.80	0.00	675.63	0.00	42.12	2.52	5.04	992.80
30/6/2015 12:10:00	31.64	50.30	0.00	710.63	0.00	68.79	2.27	6.04	992.50
30/6/2015 13:10:00	33.63	45.80	0.00	676.88	0.00	57.56	0.76	4.78	991.80
30/6/2015 14:10:00	34.10	45.20	0.00	586.88	0.00	11.23	1.01	4.53	990.40
30/6/2015 15:10:00	34.39	42.80	0.00	488.13	0.00	85.64	1.01	4.28	989.90
30/6/2015 16:10:00	33.42	45.90	0.00	300.63	0.00	49.14	1.26	5.29	989.70
30/6/2015 17:10:00	33.13	54.40	0.00	124.38	0.00	307.46	0.00	3.02	989.80
30/6/2015 18:10:00	27.36	72.90	0.00	0.63	0.00	70.20	0.25	1.26	990.20
30/6/2015 19:10:00	25.91	75.40	0.00	0.63	0.00	78.62	0.00	0.76	990.60
30/6/2015 20:10:00	24.99	80.40	0.00	0.63	0.00	78.62	0.00	0.76	991.10
30/6/2015 21:10:00	24.07	85.60	0.00	0.63	0.00	78.62	0.00	1.01	991.80
30/6/2015 22:10:00	23.64	83.40	0.00	0.63	0.00	77.22	0.00	0.76	992.00
30/6/2015 23:10:00	23.30	84.40	0.00	0.63	0.00	77.22	0.00	1.01	991.70
1/7/2015 0:50:00	22.30	91.40	0.00	0.63	447.71	151.62	0.25	2.02	992.55
1/7/2015 1:50:00	22.15	92.60	0.00	0.63	448.02	115.12	0.00	2.27	991.95
1/7/2015 2:50:00	21.80	92.60	0.00	0.63	447.71	272.36	0.00	0.00	991.45
1/7/2015 3:50:00	22.08	90.30	0.00	0.63	447.71	153.03	0.00	0.00	991.15
1/7/2015 4:50:00	21.22	91.10	0.00	0.63	447.41	153.03	0.00	0.00	991.35

Visto por:		Elaborado por:			Rev.: 001 26/01/15 Página 109
Thiago Millani Coordenador	Juhei Muramoto Gestor	Felipe de Almeida Meteorologista	Tatiana Pilachevsky Geógrafa		


Data - hora (Horário oficial de Brasília)	Tempera- tura (°C)	UR (%)	Precipitação (mm)	Radiação Solar (W/m ²)	Nível do Tanque classe A (mm)	Direção do Vento (Graus)	Velocidade do Vento (m/s)	Velocidade de Rajada (m/s)	Pressão (mbar)
1/7/2015 5:50:00	20.27	94.70	0.00	0.63	446.85	153.03	0.00	0.00	991.95
1/7/2015 6:50:00	20.98	94.70	0.00	0.63	446.85	186.72	0.00	0.00	993.05
1/7/2015 7:50:00	22.47	90.80	0.00	151.88	447.16	209.18	0.00	0.00	993.25
1/7/2015 8:50:00	26.09	79.40	0.00	348.13	447.16	217.61	0.00	0.00	994.05
1/7/2015 9:50:00	28.07	65.70	0.00	531.88	448.63	102.49	0.00	0.00	994.35
1/7/2015 10:50:00	30.85	54.40	0.00	645.63	449.55	96.87	1.76	4.03	994.25
1/7/2015 11:50:00	33.13	49.80	0.00	753.13	450.47	85.64	1.01	4.53	993.65
1/7/2015 12:50:00	34.52	39.60	0.00	806.88	451.08	87.04	1.26	4.28	992.95
1/7/2015 13:50:00	35.45	32.30	0.00	759.38	449.55	120.74	2.02	6.04	992.05
1/7/2015 14:50:00	34.84	34.30	0.00	643.13	445.32	98.28	2.52	5.04	990.75
1/7/2015 15:50:00	35.10	32.50	0.00	495.63	443.79	171.28	0.76	6.55	989.95
1/7/2015 16:50:00	34.47	35.40	0.00	303.13	439.87	126.35	0.76	3.78	989.45
1/7/2015 17:50:00	32.38	39.40	0.00	24.38	438.09	175.49	0.25	2.27	989.45
1/7/2015 18:50:00	29.82	49.80	0.00	0.63	436.86	99.68	0.00	1.26	989.75
1/7/2015 19:50:00	28.79	52.40	0.00	0.63	435.33	214.80	0.25	1.01	989.75
1/7/2015 20:50:00	25.74	69.90	0.00	0.63	434.17	231.65	0.00	0.76	990.45
1/7/2015 21:50:00	23.81	80.30	0.00	0.63	433.86	283.59	0.00	2.27	990.95
1/7/2015 22:50:00	23.11	85.00	0.00	0.63	432.94	283.59	0.00	0.76	991.45
1/7/2015 23:50:00	22.63	83.10	0.00	0.63	432.02	120.74	0.00	1.01	991.35
2/7/2015 0:50:00	21.99	87.80	0.00	0.63	430.49	186.72	0.25	4.03	991.35
2/7/2015 1:50:00	22.32	82.90	0.00	0.63	430.18	259.73	0.00	1.51	990.95
2/7/2015 2:50:00	19.96	92.80	0.00	0.63	429.33	169.88	0.00	0.76	990.65
2/7/2015 3:50:00	20.53	90.70	0.00	0.63	428.71	179.70	0.00	0.76	990.25
2/7/2015 4:50:00	19.79	90.50	0.00	0.63	428.71	176.89	0.00	0.25	990.15
2/7/2015 5:50:00	19.41	94.10	0.00	0.63	427.79	117.93	0.00	0.76	990.25
2/7/2015 6:50:00	19.48	94.30	0.00	0.63	427.18	117.93	0.00	0.00	990.55
2/7/2015 7:50:00	20.94	89.20	0.00	128.13	427.18	117.93	0.00	0.00	991.05
2/7/2015 8:50:00	23.74	82.70	0.00	316.88	427.18	110.91	0.50	2.02	991.75
2/7/2015 9:50:00	28.64	69.50	0.00	494.38	429.02	7.02	0.00	1.01	992.15
2/7/2015 10:50:00	30.82	59.20	0.00	638.13	431.72	78.62	0.25	2.02	992.15
2/7/2015 11:50:00	33.52	50.10	0.00	736.88	432.02	57.56	0.50	3.53	991.55

Visto por:		Elaborado por:			Rev.: 001 26/01/15 Página 110
Thiago Millani Coordenador	Juhei Muramoto Gestor	Felipe de Almeida Meteorologista	Tatiana Pilachevsky Geógrafa		


Data - hora (Horário oficial de Brasília)	Tempera- tura (°C)	UR (%)	Precipitação (mm)	Radiação Solar (W/m ²)	Nível do Tanque classe A (mm)	Direção do Vento (Graus)	Velocidade do Vento (m/s)	Velocidade de Rajada (m/s)	Pressão (mbar)
2/7/2015 12:50:00	34.44	41.90	0.00	809.38	431.72	113.72	2.52	7.05	990.65
2/7/2015 13:50:00	35.53	37.90	0.00	741.88	431.10	91.26	2.52	5.29	989.65
2/7/2015 14:50:00	35.40	40.20	0.00	656.88	427.49	96.87	2.27	5.54	988.35
2/7/2015 15:50:00	35.64	40.80	0.00	528.13	424.79	87.04	1.01	4.03	987.55
2/7/2015 16:50:00	34.62	43.50	0.00	320.63	422.65	87.04	1.01	3.78	987.15
2/7/2015 17:50:00	32.56	47.40	0.00	21.88	419.95	88.45	0.50	2.77	987.35
2/7/2015 18:50:00	30.77	56.70	0.00	0.63	419.03	185.32	0.00	1.51	987.65
2/7/2015 19:50:00	29.22	66.50	0.00	0.63	417.81	220.42	0.00	0.50	988.15
2/7/2015 20:50:00	26.30	80.90	0.00	0.63	417.25	110.91	0.00	0.00	988.85
2/7/2015 21:50:00	25.50	85.10	0.00	0.63	416.95	92.66	0.00	0.00	989.65
2/7/2015 22:50:00	24.51	89.60	0.00	0.63	416.64	293.42	0.00	1.01	989.95
2/7/2015 23:50:00	24.41	86.70	0.00	0.63	415.42	293.42	0.00	0.00	989.95
3/7/2015 0:50:00	23.88	85.30	0.00	0.63	414.80	144.60	0.00	0.76	990.05
3/7/2015 1:50:00	22.35	93.10	0.00	0.63	414.19	144.60	0.00	0.00	989.85
3/7/2015 2:50:00	22.59	91.40	0.00	0.63	413.27	144.60	0.00	0.00	989.45
3/7/2015 3:50:00	22.03	94.20	0.00	0.63	412.96	126.35	0.00	0.00	989.05
3/7/2015 4:50:00	21.60	94.70	0.00	0.63	412.72	126.35	0.00	0.00	988.95
3/7/2015 5:50:00	21.25	97.10	0.00	0.63	412.11	137.58	0.00	0.00	989.05
3/7/2015 6:50:00	21.13	96.10	0.00	0.63	411.19	137.58	0.00	0.00	989.45
3/7/2015 7:50:00	23.21	92.00	0.00	126.88	410.88	138.99	0.00	0.00	989.95
3/7/2015 8:50:00	26.79	81.00	0.00	314.38	411.49	144.60	0.00	0.00	990.75
3/7/2015 9:50:00	29.57	70.50	0.00	489.38	412.41	270.96	0.00	0.00	991.25
3/7/2015 10:50:00	32.92	55.10	0.00	635.63	413.58	99.68	0.00	0.00	991.45
3/7/2015 11:50:00	33.70	52.20	0.00	746.88	414.80	101.08	0.00	0.25	991.05
3/7/2015 12:50:00	35.64	44.50	0.00	801.88	414.50	78.62	0.76	3.53	990.35
3/7/2015 13:50:00	36.01	41.70	0.00	766.88	412.11	73.00	1.26	4.53	989.55
3/7/2015 14:50:00	36.88	43.10	0.00	671.88	409.04	35.10	0.76	4.78	988.45
3/7/2015 15:50:00	36.44	42.80	0.00	535.63	405.73	60.37	0.25	3.27	987.95
3/7/2015 16:50:00	35.56	44.30	0.00	315.63	403.65	22.46	0.25	3.02	987.75
3/7/2015 17:50:00	33.60	48.60	0.00	58.13	401.50	7.02	0.00	2.27	987.85
3/7/2015 18:50:00	30.85	56.90	0.00	0.63	400.89	196.55	0.00	3.27	988.05

Visto por:		Elaborado por:			Rev.: 001 26/01/15 Página 111
Thiago Millani Coordenador	Juhei Muramoto Gestor	Felipe de Almeida Meteorologista	Tatiana Pilachevsky Geógrafa		


Data - hora (Horário oficial de Brasília)	Tempera- tura (°C)	UR (%)	Precipitação (mm)	Radiação Solar (W/m ²)	Nível do Tanque classe A (mm)	Direção do Vento (Graus)	Velocidade do Vento (m/s)	Velocidade de Rajada (m/s)	Pressão (mbar)
3/7/2015 19:50:00	29.17	63.50	0.00	0.63	399.73	248.49	0.00	1.01	988.15
3/7/2015 20:50:00	27.90	73.70	0.00	0.63	398.50	258.32	0.00	0.00	989.05
3/7/2015 21:50:00	26.35	81.70	0.00	0.63	399.11	261.13	0.00	0.00	989.45
3/7/2015 22:50:00	25.87	82.10	0.00	0.63	397.58	292.02	0.00	0.00	990.25
3/7/2015 23:50:00	25.04	87.00	0.00	0.63	396.97	164.26	0.00	0.00	990.35
4/7/2015 0:50:00	24.29	89.60	0.00	0.63	396.66	143.20	0.00	0.00	990.35
4/7/2015 1:50:00	24.51	86.00	0.00	0.63	396.36	144.60	0.00	0.00	989.95
4/7/2015 2:50:00	23.93	89.50	0.00	0.63	395.50	144.60	0.00	0.00	989.85
4/7/2015 3:50:00	25.36	84.20	0.00	0.63	394.58	190.93	0.25	2.02	989.55
4/7/2015 4:50:00	23.45	92.00	0.00	0.63	394.89	99.68	0.00	2.27	989.45
4/7/2015 5:50:00	23.09	93.70	0.00	0.63	393.97	81.43	0.00	1.01	989.95
4/7/2015 6:50:00	23.09	93.70	0.00	0.63	393.97	82.83	0.00	0.00	990.65
4/7/2015 7:50:00	24.70	88.90	0.00	120.63	394.27	54.75	0.00	0.76	991.45
4/7/2015 8:50:00	28.32	77.00	0.00	303.13	393.66	120.74	0.00	1.26	991.95
4/7/2015 9:50:00	31.03	65.20	0.00	479.38	394.58	117.93	0.50	2.27	991.95
4/7/2015 10:50:00	33.39	58.80	0.00	633.13	395.19	153.03	0.25	2.77	991.95
4/7/2015 11:50:00	33.73	54.60	0.00	739.38	396.97	91.26	1.26	3.78	991.55
4/7/2015 12:50:00	36.15	48.40	0.00	878.13	395.80	115.12	1.01	4.03	990.25
4/7/2015 13:50:00	35.74	47.90	0.00	809.38	393.35	183.91	0.25	3.78	988.95
4/7/2015 14:50:00	34.47	45.20	0.00	211.88	389.74	144.60	0.76	4.53	988.55
4/7/2015 15:50:00	30.65	66.60	0.00	231.88	388.51	87.04	2.52	6.04	987.45
4/7/2015 16:50:00	30.93	67.20	0.00	116.88	387.90	68.79	0.25	4.78	987.35
4/7/2015 17:50:00	28.64	76.70	0.00	16.88	386.73	53.35	0.00	1.76	988.45
4/7/2015 18:50:00	26.97	83.90	0.00	0.63	385.82	4.21	0.00	2.52	988.75
4/7/2015 19:50:00	26.09	86.30	0.00	0.63	384.59	343.96	0.00	1.01	988.65
4/7/2015 20:50:00	25.40	90.30	0.00	0.63	383.67	287.80	0.50	1.76	989.45
4/7/2015 21:50:00	24.58	92.80	0.00	0.63	383.36	98.28	0.00	1.51	990.65
4/7/2015 22:50:00	24.61	92.90	0.00	0.63	382.51	91.26	0.00	1.01	990.95
4/7/2015 23:50:00	24.90	90.80	0.00	0.63	382.51	256.92	0.50	2.52	991.15
5/7/2015 0:50:00	23.81	90.80	0.00	0.63	382.81	202.17	1.26	6.30	991.85
5/7/2015 1:50:00	24.00	91.60	0.00	0.63	385.51	294.82	0.00	2.52	991.25

Visto por:		Elaborado por:			Rev.: 001 26/01/15 Página 112
Thiago Millani Coordenador	Juhei Muramoto Gestor	Felipe de Almeida Meteorologista	Tatiana Pilachevsky Geógrafa		


Data - hora (Horário oficial de Brasília)	Tempera- tura (°C)	UR (%)	Precipitação (mm)	Radiação Solar (W/m ²)	Nível do Tanque classe A (mm)	Direção do Vento (Graus)	Velocidade do Vento (m/s)	Velocidade de Rajada (m/s)	Pressão (mbar)
5/7/2015 2:50:00	24.10	91.70	0.00	0.63	384.59	237.26	1.26	4.03	990.95
5/7/2015 3:50:00	24.10	89.40	0.00	0.63	383.67	227.44	0.50	4.53	990.65
5/7/2015 4:50:00	23.62	89.50	0.00	0.63	384.28	49.14	0.00	3.02	990.45
5/7/2015 5:50:00	23.28	90.30	0.00	0.63	383.67	217.61	0.00	1.26	990.45
5/7/2015 6:50:00	23.02	91.00	0.00	0.63	383.67	220.42	0.00	0.00	990.95
5/7/2015 7:50:00	22.97	87.30	0.00	36.88	383.06	147.41	0.25	2.52	991.95
5/7/2015 8:50:00	23.42	85.60	0.00	119.38	383.06	183.91	0.25	3.02	992.65
5/7/2015 9:50:00	23.40	85.30	0.00	99.38	382.81	190.93	0.25	2.27	993.65
5/7/2015 10:50:00	23.69	85.30	0.00	206.88	383.67	220.42	0.76	3.02	993.45
5/7/2015 11:50:00	24.90	81.90	0.00	284.38	384.28	242.88	1.01	3.02	992.95
5/7/2015 12:50:00	24.80	82.20	0.00	226.88	384.59	268.15	1.01	3.27	992.45
5/7/2015 13:50:00	25.82	80.40	0.00	496.88	384.59	256.92	1.01	2.52	991.35
5/7/2015 14:50:00	29.97	65.90	0.00	416.88	385.82	294.82	0.25	4.78	989.85
5/7/2015 15:50:00	28.12	72.30	0.00	276.88	384.90	293.42	0.76	3.27	989.15
5/7/2015 16:50:00	29.44	67.60	0.00	405.63	383.98	277.98	0.25	4.28	988.95
5/7/2015 17:50:00	27.48	76.10	0.00	39.38	382.81	313.08	0.25	2.02	988.45
5/7/2015 18:50:00	25.99	82.20	0.00	0.63	382.20	308.86	0.00	3.02	988.85
5/7/2015 19:50:00	24.53	89.00	0.00	0.63	381.59	280.78	0.00	1.51	989.65
5/7/2015 20:50:00	24.29	90.00	0.00	0.63	380.67	263.94	0.00	1.51	989.75
5/7/2015 21:50:00	23.35	94.10	0.00	0.63	380.06	289.21	0.00	0.00	990.05
5/7/2015 22:50:00	23.71	92.50	0.00	0.63	379.14	277.98	0.00	0.00	990.25
5/7/2015 23:50:00	22.78	94.50	0.00	0.63	378.28	334.13	0.00	0.00	990.45
6/7/2015 0:50:00	23.02	92.50	0.00	0.63	377.97	299.04	0.00	0.00	990.55
6/7/2015 1:50:00	23.30	89.60	0.00	0.63	377.05	296.23	0.00	3.02	990.45
6/7/2015 2:50:00	23.06	90.40	0.00	0.63	376.13	304.65	0.00	2.02	990.25
6/7/2015 3:50:00	22.80	91.70	0.00	0.63	376.13	292.02	0.00	2.02	989.95
6/7/2015 4:50:00	22.66	91.50	0.00	0.63	375.52	280.78	0.25	1.51	990.25
6/7/2015 5:50:00	22.73	90.60	0.00	0.63	376.13	1.40	0.00	1.26	990.55
6/7/2015 6:50:00	22.44	92.50	0.00	0.63	375.52	256.92	0.00	0.76	991.05
6/7/2015 7:50:00	23.16	92.10	0.00	185.63	375.52	95.47	0.00	0.76	992.05
6/7/2015 8:50:00	25.16	84.30	0.00	309.38	375.52	280.78	0.50	2.52	992.55

Visto por:		Elaborado por:			Rev.: 001 26/01/15 Página 113
Thiago Millani Coordenador	Juhei Muramoto Gestor	Felipe de Almeida Meteorologista	Tatiana Pilachevsky Geógrafa		


Data - hora (Horário oficial de Brasília)	Tempera- tura (°C)	UR (%)	Precipitação (mm)	Radiação Solar (W/m ²)	Nível do Tanque classe A (mm)	Direção do Vento (Graus)	Velocidade do Vento (m/s)	Velocidade de Rajada (m/s)	Pressão (mbar)
6/7/2015 9:50:00	26.50	79.30	0.00	491.88	376.13	268.15	1.76	3.78	992.45
6/7/2015 10:50:00	28.39	74.70	0.00	636.88	378.28	249.90	1.01	3.78	992.45
6/7/2015 11:50:00	31.08	65.70	0.00	240.63	378.83	282.19	0.50	3.02	992.15
6/7/2015 12:50:00	30.52	65.60	0.00	276.88	378.28	282.19	0.76	2.77	991.35
6/7/2015 13:50:00	32.77	60.10	0.00	495.63	377.05	263.94	1.01	3.78	990.25
6/7/2015 14:50:00	34.73	54.80	0.00	779.38	375.83	84.24	0.00	5.79	989.15
6/7/2015 15:50:00	32.48	56.20	0.00	128.13	374.05	224.63	0.76	4.03	988.45
6/7/2015 16:50:00	31.13	60.80	0.00	138.13	371.60	216.20	0.50	3.27	988.05
6/7/2015 17:50:00	30.93	61.10	0.00	39.38	370.99	282.19	1.01	3.02	987.95
6/7/2015 18:50:00	29.99	64.20	0.00	1.88	369.51	272.36	0.00	2.27	988.65
6/7/2015 19:50:00	28.87	70.50	0.00	0.63	368.90	272.36	0.00	0.00	988.95
6/7/2015 20:50:00	26.97	84.00	0.00	0.63	368.29	272.36	0.00	0.00	989.65
6/7/2015 21:50:00	26.06	87.10	0.00	0.63	367.68	272.36	0.00	0.25	990.15
6/7/2015 22:50:00	25.43	87.10	0.00	0.63	367.68	109.51	0.00	0.50	990.45
6/7/2015 23:50:00	25.04	89.40	0.00	0.63	367.06	108.10	0.00	0.50	991.05
7/7/2015 0:50:00	24.41	86.40	0.00	0.63	367.68	119.33	2.27	8.06	992.05
7/7/2015 1:50:00	21.37	97.00	0.00	0.63	373.74	105.29	2.52	9.07	991.95
7/7/2015 2:50:00	21.34	97.60	0.00	0.63	377.97	324.31	0.50	3.78	990.85
7/7/2015 3:50:00	21.29	97.40	0.00	0.63	377.05	98.28	0.00	2.27	991.05
7/7/2015 4:50:00	21.56	97.10	0.00	0.63	377.05	63.18	0.00	0.00	990.65
7/7/2015 5:50:00	21.75	97.00	0.00	0.63	377.36	296.23	0.00	0.76	991.45
7/7/2015 6:50:00	21.60	97.90	0.00	0.63	382.51	299.04	0.00	0.25	991.65
7/7/2015 7:50:00	21.92	97.90	0.00	43.13	382.20	279.38	0.00	0.00	992.05
7/7/2015 8:50:00	23.40	92.40	0.00	141.88	382.20	265.34	0.00	0.25	992.75
7/7/2015 9:50:00	24.70	88.40	0.00	358.13	383.06	224.63	0.25	2.02	993.25
7/7/2015 10:50:00	26.28	84.50	0.00	310.63	384.90	275.17	1.51	3.78	992.95
7/7/2015 11:50:00	25.74	85.50	0.00	213.13	385.51	259.73	1.76	3.53	993.05
7/7/2015 12:50:00	26.74	83.40	0.00	400.63	386.12	261.13	1.51	3.53	992.45
7/7/2015 13:50:00	26.55	81.70	0.00	164.38	386.43	252.71	1.26	3.27	992.15
7/7/2015 14:50:00	26.30	82.70	0.00	198.13	383.06	237.26	0.76	3.02	991.45
7/7/2015 15:50:00	25.89	81.90	0.00	173.13	384.28	228.84	0.76	4.03	990.75

Visto por:		Elaborado por:			Rev.: 001 26/01/15 Página 114
Thiago Millani Coordenador	Juhei Muramoto Gestor	Felipe de Almeida Meteorologista	Tatiana Pilachevsky Geógrafa		


Data - hora (Horário oficial de Brasília)	Tempera- tura (°C)	UR (%)	Precipitação (mm)	Radiação Solar (W/m ²)	Nível do Tanque classe A (mm)	Direção do Vento (Graus)	Velocidade do Vento (m/s)	Velocidade de Rajada (m/s)	Pressão (mbar)
7/7/2015 16:50:00	25.77	82.60	0.00	106.88	384.28	210.59	0.00	3.27	990.45
7/7/2015 17:50:00	25.28	83.80	0.00	44.38	383.67	161.45	0.00	1.01	989.95
7/7/2015 18:50:00	24.58	86.20	0.00	0.63	383.06	116.53	0.00	1.26	989.75
7/7/2015 19:50:00	23.28	93.10	0.00	0.63	381.89	103.89	0.00	0.25	990.15
7/7/2015 20:50:00	23.38	92.60	0.00	0.63	381.28	117.93	0.00	0.00	989.85
7/7/2015 21:50:00	23.47	93.40	0.00	0.63	380.97	237.26	0.00	0.76	990.65
7/7/2015 22:50:00	23.81	89.80	0.00	0.63	379.75	230.24	0.00	2.02	990.85
7/7/2015 23:50:00	22.97	95.50	0.00	0.63	379.14	175.49	0.00	1.01	991.45
8/7/2015 0:50:00	23.40	92.20	0.00	0.63	378.83	217.61	0.76	2.52	991.75
8/7/2015 1:50:00	23.06	92.80	0.00	0.63	378.58	214.80	1.01	3.02	991.65
8/7/2015 2:50:00	22.80	93.90	0.00	0.63	377.97	220.42	1.26	3.53	991.35
8/7/2015 3:50:00	22.54	95.20	0.00	0.63	377.67	287.80	0.00	4.03	991.65
8/7/2015 4:50:00	22.44	94.90	0.00	0.63	377.36	237.26	0.00	2.52	991.95
8/7/2015 5:50:00	22.30	95.10	0.00	0.63	377.36	297.63	0.00	2.52	992.35
8/7/2015 6:50:00	23.06	90.30	0.00	0.63	377.05	167.07	0.25	3.53	991.95
8/7/2015 7:50:00	22.78	92.20	0.00	31.88	376.75	241.48	0.25	1.76	992.85
8/7/2015 8:50:00	23.64	89.80	0.00	216.88	377.97	237.26	0.76	2.27	993.45
8/7/2015 9:50:00	27.06	77.20	0.00	490.63	377.67	195.15	1.01	3.27	993.55
8/7/2015 10:50:00	28.94	71.20	0.00	993.13	378.83	148.82	1.01	4.03	993.45
8/7/2015 11:50:00	28.67	71.00	0.00	325.63	381.28	179.70	0.76	3.53	993.15
8/7/2015 12:50:00	28.54	70.80	0.00	274.38	380.36	195.15	0.50	3.02	992.75
8/7/2015 13:50:00	30.39	66.70	0.00	280.63	379.14	154.43	0.50	3.02	991.65
8/7/2015 14:50:00	28.52	72.50	0.00	304.38	377.97	211.99	1.01	3.53	990.95
8/7/2015 15:50:00	28.99	70.70	0.00	285.63	377.36	219.01	1.26	3.78	990.15
8/7/2015 16:50:00	28.30	74.10	0.00	135.63	375.83	237.26	1.51	3.78	989.95
8/7/2015 17:50:00	27.90	75.90	0.00	51.88	374.60	224.63	0.76	3.02	989.85
8/7/2015 18:50:00	26.82	79.20	0.00	0.63	374.05	195.15	0.00	2.77	989.95
8/7/2015 19:50:00	25.99	82.10	0.00	0.63	372.52	211.99	0.00	1.01	990.55
8/7/2015 20:50:00	25.04	86.80	0.00	0.63	371.90	112.31	0.00	0.50	991.05
8/7/2015 21:50:00	24.92	86.40	0.00	0.63	371.60	129.16	0.00	1.26	991.65
8/7/2015 22:50:00	24.51	88.20	0.00	0.63	370.13	96.87	0.00	2.02	991.65

Visto por:		Elaborado por:			Rev.: 001 26/01/15 Página 115
Thiago Millani Coordenador	Juhei Muramoto Gestor	Felipe de Almeida Meteorologista	Tatiana Pilachevsky Geógrafa		


Data - hora (Horário oficial de Brasília)	Tempera- tura (°C)	UR (%)	Precipitação (mm)	Radiação Solar (W/m ²)	Nível do Tanque classe A (mm)	Direção do Vento (Graus)	Velocidade do Vento (m/s)	Velocidade de Rajada (m/s)	Pressão (mbar)
8/7/2015 23:50:00	24.65	85.20	0.00	0.63	369.51	199.36	0.76	3.27	991.55
9/7/2015 0:50:00	23.86	87.70	0.00	0.63	368.90	109.51	0.00	3.53	991.85
9/7/2015 1:50:00	23.59	88.50	0.00	0.63	368.60	105.29	0.00	2.27	991.65
9/7/2015 2:50:00	23.02	90.50	0.00	0.63	367.68	133.37	0.00	1.51	991.85
9/7/2015 3:50:00	22.71	92.00	0.00	0.63	367.68	140.39	0.00	1.01	991.75
9/7/2015 4:50:00	22.85	90.10	0.00	0.63	367.06	188.13	0.25	2.27	991.25
9/7/2015 5:50:00	22.25	92.70	0.00	0.63	366.76	127.76	0.00	2.52	991.55
9/7/2015 6:50:00	22.01	94.00	0.00	0.63	365.90	109.51	0.00	1.26	992.05
9/7/2015 7:50:00	22.42	93.10	0.00	74.38	366.14	119.33	0.00	0.76	992.55
9/7/2015 8:50:00	25.09	83.30	0.00	215.63	366.76	119.33	0.76	3.27	992.95
9/7/2015 9:50:00	26.21	78.30	0.00	359.38	367.68	124.95	1.26	4.03	993.05
9/7/2015 10:50:00	28.35	72.90	0.00	463.13	368.29	113.72	0.50	4.28	992.95
9/7/2015 11:50:00	30.93	63.00	0.00	779.38	369.82	108.10	0.76	3.78	992.25
9/7/2015 12:50:00	32.72	58.90	0.00	795.63	369.51	124.95	1.01	4.28	991.25
9/7/2015 13:50:00	33.31	54.90	0.00	789.38	367.68	96.87	2.27	5.04	990.45
9/7/2015 14:50:00	33.52	54.10	0.00	684.38	364.67	101.08	1.76	4.53	989.65
9/7/2015 15:50:00	34.18	51.60	0.00	525.63	361.61	95.47	1.76	5.04	988.75
9/7/2015 16:50:00	32.82	54.60	0.00	86.88	359.53	99.68	1.51	4.53	988.35
9/7/2015 17:50:00	31.54	58.30	0.00	29.38	358.91	123.55	0.76	3.02	988.75
9/7/2015 18:50:00	29.74	65.10	0.00	0.63	357.69	207.78	0.00	3.27	989.45
9/7/2015 19:50:00	28.54	69.20	0.00	0.63	356.52	202.17	0.00	1.26	989.25
9/7/2015 20:50:00	27.68	72.60	0.00	0.63	355.91	112.31	0.00	1.51	989.95
9/7/2015 21:50:00	25.91	84.70	0.00	0.63	354.99	73.00	0.00	1.26	990.85
9/7/2015 22:50:00	25.99	82.90	0.00	0.63	354.68	99.68	0.00	1.01	991.05
9/7/2015 23:50:00	25.26	86.20	0.00	0.63	353.76	87.04	0.00	0.50	990.95
10/7/2015 0:50:00	24.22	91.20	0.00	0.63	353.46	87.04	0.00	0.00	990.85
10/7/2015 1:50:00	23.45	90.70	0.00	0.63	353.15	103.89	0.00	0.00	990.75
10/7/2015 2:50:00	22.59	94.60	0.00	0.63	352.91	103.89	0.00	0.00	990.55
10/7/2015 3:50:00	22.68	93.30	0.00	0.63	352.29	29.48	0.00	0.00	990.15
10/7/2015 4:50:00	22.47	92.60	0.00	0.63	351.99	29.48	0.00	0.00	990.25
10/7/2015 5:50:00	21.84	95.90	0.00	0.63	351.37	75.81	0.00	0.00	990.75

Visto por:		Elaborado por:			Rev.: 001 26/01/15 Página 116
Thiago Millani Coordenador	Juhei Muramoto Gestor	Felipe de Almeida Meteorologista	Tatiana Pilachevsky Geógrafa		


Data - hora (Horário oficial de Brasília)	Tempera- tura (°C)	UR (%)	Precipitação (mm)	Radiação Solar (W/m ²)	Nível do Tanque classe A (mm)	Direção do Vento (Graus)	Velocidade do Vento (m/s)	Velocidade de Rajada (m/s)	Pressão (mbar)
10/7/2015 6:50:00	21.80	95.50	0.00	0.63	351.37	103.89	0.00	0.50	991.15
10/7/2015 7:50:00	23.35	90.80	0.00	136.88	350.76	120.74	0.00	1.26	991.95
10/7/2015 8:50:00	25.50	83.80	0.00	334.38	349.84	110.91	0.76	2.77	992.55
10/7/2015 9:50:00	28.12	73.30	0.00	516.88	351.37	101.08	1.76	3.78	992.65
10/7/2015 10:50:00	31.23	63.80	0.00	659.38	353.46	99.68	1.26	4.03	992.45
10/7/2015 11:50:00	33.52	53.70	0.00	774.38	353.46	103.89	1.76	4.28	992.25
10/7/2015 12:50:00	34.76	49.50	0.00	884.38	351.37	77.22	2.02	5.79	991.45
10/7/2015 13:50:00	34.15	48.40	0.00	910.63	348.92	96.87	2.52	5.29	990.65
10/7/2015 14:50:00	34.94	48.00	0.00	706.88	347.15	98.28	2.02	5.04	989.95
10/7/2015 15:50:00	35.08	45.70	0.00	505.63	343.22	96.87	2.27	4.78	989.15
10/7/2015 16:50:00	34.44	46.50	0.00	334.38	340.47	91.26	2.02	5.29	989.05
10/7/2015 17:50:00	32.15	51.90	0.00	28.13	339.91	109.51	1.26	4.78	989.25
10/7/2015 18:50:00	30.47	58.10	0.00	0.63	338.08	91.26	0.00	2.27	989.55
10/7/2015 19:50:00	28.12	72.40	0.00	0.63	338.08	185.32	0.00	1.01	990.25
10/7/2015 20:50:00	26.62	82.30	0.00	0.63	338.08	200.76	0.00	0.00	991.05
10/7/2015 21:50:00	26.21	82.60	0.00	0.63	336.54	192.34	0.00	0.00	991.45
10/7/2015 22:50:00	24.73	88.90	0.00	0.63	336.85	123.55	0.00	0.00	991.95
10/7/2015 23:50:00	24.80	89.50	0.00	0.63	335.93	126.35	0.00	0.00	991.55
11/7/2015 0:50:00	24.15	91.60	0.00	0.63	335.93	126.35	0.00	0.00	991.35
11/7/2015 1:50:00	23.74	91.30	0.00	0.63	335.38	126.35	0.00	0.25	990.95
11/7/2015 2:50:00	22.92	93.90	0.00	0.63	334.46	115.12	0.00	0.00	990.55
11/7/2015 3:50:00	22.63	94.90	0.00	0.63	334.46	115.12	0.00	0.00	990.35
11/7/2015 4:50:00	22.54	95.40	0.00	0.63	334.15	115.12	0.00	0.00	990.55
11/7/2015 5:50:00	22.18	96.80	0.00	0.63	333.85	115.12	0.00	0.00	991.15
11/7/2015 6:50:00	22.15	96.90	0.00	0.63	333.23	123.55	0.00	0.00	991.75
11/7/2015 7:50:00	23.42	93.10	0.00	155.63	333.23	115.12	0.00	0.00	992.35
11/7/2015 8:50:00	26.84	83.90	0.00	328.13	332.62	112.31	0.00	0.00	992.75
11/7/2015 9:50:00	30.87	68.40	0.00	509.38	333.23	106.70	0.00	0.00	992.85
11/7/2015 10:50:00	31.77	63.30	0.00	654.38	333.23	92.66	0.00	0.50	992.85
11/7/2015 11:50:00	33.50	59.80	0.00	766.88	334.15	96.87	2.02	5.04	992.85
11/7/2015 12:50:00	34.81	54.20	0.00	910.63	332.32	74.41	1.26	4.03	991.85

Visto por:		Elaborado por:			Rev.: 001 26/01/15 Página 117
Thiago Millani Coordenador	Juhei Muramoto Gestor	Felipe de Almeida Meteorologista	Tatiana Pilachevsky Geógrafa		


Data - hora (Horário oficial de Brasília)	Tempera- tura (°C)	UR (%)	Precipitação (mm)	Radiação Solar (W/m ²)	Nível do Tanque classe A (mm)	Direção do Vento (Graus)	Velocidade do Vento (m/s)	Velocidade de Rajada (m/s)	Pressão (mbar)
11/7/2015 13:50:00	34.44	50.40	0.00	905.63	328.70	75.81	2.02	5.29	990.75
11/7/2015 14:50:00	25.43	85.40	0.00	36.88	329.31	65.98	2.77	7.81	990.95
11/7/2015 15:50:00	25.57	90.80	0.00	116.88	337.77	282.19	0.76	3.78	990.35
11/7/2015 16:50:00	29.94	75.90	0.00	294.38	335.38	112.31	0.00	2.02	989.75
11/7/2015 17:50:00	26.84	88.80	0.00	81.88	335.69	258.32	0.00	1.01	990.15
11/7/2015 18:50:00	25.70	92.60	0.00	0.63	335.07	297.63	0.00	2.02	990.25
11/7/2015 19:50:00	24.77	95.10	0.00	0.63	334.46	289.21	0.00	1.01	990.85
11/7/2015 20:50:00	24.80	93.60	0.00	0.63	333.54	263.94	0.00	1.76	991.25
11/7/2015 21:50:00	24.00	97.50	0.00	0.63	333.23	262.53	0.00	0.00	991.55
11/7/2015 22:50:00	23.64	97.00	0.00	0.63	332.32	272.36	0.00	1.76	991.95
11/7/2015 23:50:00	23.18	98.20	0.00	0.63	332.01	272.36	0.00	0.00	991.65
12/7/2015 0:50:00	22.71	99.40	0.00	0.63	331.46	272.36	0.00	0.00	991.55
12/7/2015 1:50:00	22.13	99.60	0.00	0.63	330.54	272.36	0.00	0.00	991.15
12/7/2015 2:50:00	21.65	100.00	0.00	0.63	330.54	200.76	0.00	0.00	990.45
12/7/2015 3:50:00	21.53	100.00	0.00	0.63	330.23	167.07	0.00	0.25	990.15
12/7/2015 4:50:00	21.49	100.00	0.00	0.63	330.23	169.88	0.00	0.00	989.95
12/7/2015 5:50:00	20.79	100.00	0.00	0.63	330.23	148.82	0.00	0.00	990.35
12/7/2015 6:50:00	20.79	100.00	0.00	0.63	329.62	185.32	0.00	0.00	990.75
12/7/2015 7:50:00	21.53	100.00	0.00	163.13	329.62	182.51	0.00	0.00	991.35
12/7/2015 8:50:00	23.74	98.60	0.00	348.13	329.62	176.89	0.00	0.00	992.35
12/7/2015 9:50:00	26.87	88.20	0.00	406.88	329.31	353.79	0.00	0.00	993.15
12/7/2015 10:50:00	30.67	75.60	0.00	595.63	330.84	65.98	0.00	0.00	992.65
12/7/2015 11:50:00	32.07	64.30	0.00	348.13	332.01	80.02	0.76	3.27	992.35
12/7/2015 12:50:00	31.97	67.30	0.00	630.63	332.01	108.10	0.25	2.77	991.55
12/7/2015 13:50:00	32.20	62.80	0.00	463.13	331.15	84.24	0.76	3.53	990.35
12/7/2015 14:50:00	33.03	64.90	0.00	471.88	329.93	5.62	0.00	2.52	989.35
12/7/2015 15:50:00	32.30	61.90	0.00	250.63	329.01	28.08	0.25	3.27	988.45
12/7/2015 16:50:00	33.11	59.20	0.00	448.13	327.23	349.58	0.25	2.77	988.25
12/7/2015 17:50:00	30.27	69.40	0.00	35.63	327.47	342.56	0.00	3.27	988.75
12/7/2015 18:50:00	28.47	77.00	0.00	0.63	326.62	317.29	0.00	1.51	988.95
12/7/2015 19:50:00	27.43	83.30	0.00	0.63	325.70	249.90	0.00	0.25	989.35

Visto por:		Elaborado por:			Rev.: 001 26/01/15 Página 118
Thiago Millani Coordenador	Juhei Muramoto Gestor	Felipe de Almeida Meteorologista	Tatiana Pilachevsky Geógrafa		


Data - hora (Horário oficial de Brasília)	Tempera- tura (°C)	UR (%)	Precipitação (mm)	Radiação Solar (W/m ²)	Nível do Tanque classe A (mm)	Direção do Vento (Graus)	Velocidade do Vento (m/s)	Velocidade de Rajada (m/s)	Pressão (mbar)
12/7/2015 20:50:00	27.24	83.70	0.00	0.63	324.78	199.36	0.00	0.00	989.95
12/7/2015 21:50:00	26.45	87.90	0.00	0.63	324.17	203.57	0.00	0.00	990.55
12/7/2015 22:50:00	25.62	91.10	0.00	0.63	323.86	262.53	0.00	0.00	990.75
12/7/2015 23:50:00	25.02	92.40	0.00	0.63	323.25	262.53	0.00	0.00	990.45
13/7/2015 0:50:00	24.34	96.90	0.00	0.63	323.00	262.53	0.00	0.00	990.15
13/7/2015 1:50:00	23.59	97.00	0.00	0.63	322.39	262.53	0.00	0.00	989.65
13/7/2015 2:50:00	23.40	96.80	0.00	0.63	322.69	262.53	0.00	0.00	989.15
13/7/2015 3:50:00	22.99	98.40	0.00	0.63	322.08	261.13	0.00	0.00	989.05
13/7/2015 4:50:00	22.61	98.30	0.00	0.63	321.47	251.30	0.00	0.00	988.95
13/7/2015 5:50:00	22.49	98.30	0.00	0.63	321.16	158.64	0.00	0.00	989.55
13/7/2015 6:50:00	22.61	99.80	0.00	0.63	320.86	105.29	0.00	1.26	990.25
13/7/2015 7:50:00	23.28	99.50	0.00	56.88	320.55	103.89	0.00	1.01	990.75
13/7/2015 8:50:00	26.06	91.80	0.00	279.38	320.24	103.89	0.00	0.00	991.35
13/7/2015 9:50:00	29.77	77.90	0.00	511.88	319.63	321.50	0.00	1.01	991.45
13/7/2015 10:50:00	32.92	64.40	0.00	675.63	319.94	320.09	0.25	1.76	991.15
13/7/2015 11:50:00	33.00	61.00	0.00	530.63	320.24	318.69	0.25	2.02	990.65
13/7/2015 12:50:00	33.81	60.40	0.00	676.88	319.02	331.33	0.25	2.52	989.65
13/7/2015 13:50:00	34.20	54.70	0.00	353.13	317.24	8.42	0.50	3.02	988.25
13/7/2015 14:50:00	33.29	58.60	0.00	321.88	315.40	28.08	1.26	4.03	987.65
13/7/2015 15:50:00	28.47	76.30	0.00	168.13	316.32	331.33	0.50	5.79	988.25
13/7/2015 16:50:00	28.52	73.50	0.00	161.88	315.71	285.00	0.25	3.27	987.55
13/7/2015 17:50:00	28.99	70.40	0.00	53.13	314.24	286.40	0.00	1.51	987.75
13/7/2015 18:50:00	26.94	81.50	0.00	0.63	313.62	1.40	0.00	2.27	988.45
13/7/2015 19:50:00	25.65	88.40	0.00	0.63	313.01	317.29	0.00	0.25	988.85
13/7/2015 20:50:00	24.99	91.50	0.00	0.63	312.40	249.90	0.00	0.00	988.65
13/7/2015 21:50:00	24.46	89.90	0.00	0.63	311.79	176.89	0.00	0.25	989.35
13/7/2015 22:50:00	23.67	94.40	0.00	0.63	311.17	169.88	0.00	1.01	989.75
13/7/2015 23:50:00	23.57	93.70	0.00	0.63	310.56	169.88	0.00	0.00	989.85
14/7/2015 0:50:00	22.92	96.30	0.00	0.63	310.25	258.32	0.00	1.26	989.95
14/7/2015 1:50:00	22.99	96.10	0.00	0.63	309.40	140.39	0.00	0.00	989.65
14/7/2015 2:50:00	22.75	98.10	0.00	0.63	309.40	140.39	0.00	0.00	989.25

Visto por:		Elaborado por:			Rev.: 001 26/01/15 Página 119
Thiago Millani Coordenador	Juhei Muramoto Gestor	Felipe de Almeida Meteorologista	Tatiana Pilachevsky Geógrafa		


Data - hora (Horário oficial de Brasília)	Tempera- tura (°C)	UR (%)	Precipitação (mm)	Radiação Solar (W/m ²)	Nível do Tanque classe A (mm)	Direção do Vento (Graus)	Velocidade do Vento (m/s)	Velocidade de Rajada (m/s)	Pressão (mbar)
14/7/2015 3:50:00	22.71	98.90	0.00	0.63	309.09	140.39	0.00	0.00	989.05
14/7/2015 4:50:00	22.11	100.00	0.00	0.63	308.48	140.39	0.00	0.00	989.35
14/7/2015 5:50:00	21.63	99.90	0.00	0.63	308.48	138.99	0.00	0.00	989.85
14/7/2015 6:50:00	21.53	100.00	0.00	0.63	307.86	123.55	0.00	0.00	990.45
14/7/2015 7:50:00	21.75	100.00	0.00	30.63	308.17	123.55	0.00	0.00	991.05
14/7/2015 8:50:00	24.80	94.30	0.00	120.63	308.17	110.91	0.00	0.00	991.55
14/7/2015 9:50:00	28.37	83.60	0.00	414.38	307.25	54.75	0.00	1.76	991.85
14/7/2015 10:50:00	30.67	75.00	0.00	781.88	309.40	1.40	0.00	1.76	991.65
14/7/2015 11:50:00	31.87	66.80	0.00	534.38	307.56	102.49	0.76	3.27	990.75
14/7/2015 12:50:00	31.33	68.20	0.00	151.88	308.78	75.81	1.26	4.03	990.45
14/7/2015 13:50:00	26.01	84.90	0.00	365.63	316.93	84.24	0.00	7.05	990.55
14/7/2015 14:50:00	28.57	82.40	0.00	730.63	316.93	293.42	1.01	2.52	989.75
14/7/2015 15:50:00	28.49	71.40	0.00	324.38	316.01	285.00	1.26	3.02	989.15
14/7/2015 16:50:00	28.94	75.60	0.00	414.38	315.10	283.59	0.25	2.27	989.35
14/7/2015 17:50:00	28.67	75.10	0.00	45.63	313.93	339.75	0.00	1.51	989.45
14/7/2015 18:50:00	26.45	87.60	0.00	0.63	313.93	346.77	0.00	0.76	989.65
14/7/2015 19:50:00	25.67	92.60	0.00	0.63	313.32	307.46	0.00	0.25	989.95
14/7/2015 20:50:00	25.09	93.70	0.00	0.63	313.01	290.61	0.00	0.76	990.45
14/7/2015 21:50:00	24.12	94.80	0.00	0.63	310.87	290.61	0.00	0.00	990.85
14/7/2015 22:50:00	23.83	95.60	0.00	0.63	310.56	292.02	0.00	0.00	991.15
14/7/2015 23:50:00	23.23	97.90	0.00	0.63	310.01	292.02	0.00	0.00	990.85
15/7/2015 0:50:00	22.68	98.60	0.00	0.63	309.70	292.02	0.00	0.00	991.05
15/7/2015 1:50:00	22.78	99.90	0.00	0.63	309.40	292.02	0.00	0.00	990.95
15/7/2015 2:50:00	22.47	100.00	0.00	0.63	308.78	285.00	0.00	0.00	990.95
15/7/2015 3:50:00	22.80	100.00	0.00	0.63	308.78	285.00	0.00	0.00	990.65
15/7/2015 4:50:00	22.39	100.00	0.00	0.63	308.78	217.61	0.00	0.00	991.05
15/7/2015 5:50:00	22.63	100.00	0.00	0.63	308.48	228.84	0.25	1.76	991.15
15/7/2015 6:50:00	21.96	100.00	0.00	0.63	307.86	150.22	0.00	2.27	991.45
15/7/2015 7:50:00	22.23	100.00	0.00	66.88	308.17	124.95	0.00	0.00	991.65
15/7/2015 8:50:00	23.16	100.00	0.00	191.88	308.17	130.57	0.00	0.25	992.55
15/7/2015 9:50:00	26.60	90.10	0.00	204.38	301.80	77.22	0.00	1.26	993.35

Visto por:		Elaborado por:			Rev.: 001 26/01/15 Página 120
Thiago Millani Coordenador	Juhei Muramoto Gestor	Felipe de Almeida Meteorologista	Tatiana Pilachevsky Geógrafa		


Data - hora (Horário oficial de Brasília)	Tempera- tura (°C)	UR (%)	Precipitação (mm)	Radiação Solar (W/m ²)	Nível do Tanque classe A (mm)	Direção do Vento (Graus)	Velocidade do Vento (m/s)	Velocidade de Rajada (m/s)	Pressão (mbar)
15/7/2015 10:50:00	30.34	79.80	0.00	661.88	309.70	106.70	0.00	0.00	993.15
15/7/2015 11:50:00	31.43	72.20	0.00	791.88	309.70	256.92	0.00	0.00	992.15
15/7/2015 12:50:00	33.24	54.00	0.00	844.38	310.01	172.68	1.51	6.04	991.15
15/7/2015 13:50:00	32.25	52.30	0.00	143.13	307.25	138.99	1.26	7.81	990.55
15/7/2015 14:50:00	33.18	48.70	0.00	119.38	305.47	179.70	1.26	5.29	989.55
15/7/2015 15:50:00	33.89	45.10	0.00	183.13	303.33	150.22	1.01	4.28	988.95
15/7/2015 16:50:00	34.31	44.10	0.00	353.13	300.94	178.30	1.01	3.27	988.45
15/7/2015 17:50:00	32.59	46.70	0.00	31.88	300.02	120.74	0.50	3.02	988.45
15/7/2015 18:50:00	30.14	54.40	0.00	0.63	298.79	144.60	0.00	1.76	989.15
15/7/2015 19:50:00	27.41	71.40	0.00	0.63	296.71	144.60	0.00	0.50	989.45
15/7/2015 20:50:00	26.28	69.40	0.00	0.63	296.40	144.60	0.00	0.50	990.05
15/7/2015 21:50:00	25.04	79.90	0.00	0.63	295.48	154.43	0.00	0.25	990.45
15/7/2015 22:50:00	24.17	84.10	0.00	0.63	294.57	154.43	0.00	0.00	990.55
15/7/2015 23:50:00	24.34	84.10	0.00	0.63	294.26	248.49	0.00	1.51	990.85
16/7/2015 0:50:00	22.49	90.90	0.00	0.63	293.34	92.66	0.00	0.00	990.95
16/7/2015 1:50:00	23.04	89.50	0.00	0.63	293.09	70.20	0.00	0.00	991.25
16/7/2015 2:50:00	22.44	92.50	0.00	0.63	293.09	110.91	0.00	0.00	990.65
16/7/2015 3:50:00	22.51	91.70	0.00	0.63	292.18	109.51	0.00	0.00	990.55
16/7/2015 4:50:00	21.53	94.00	0.00	0.63	291.56	109.51	0.00	0.00	990.55
16/7/2015 5:50:00	20.89	95.60	0.00	0.63	291.26	109.51	0.00	0.00	991.45
16/7/2015 6:50:00	20.79	93.90	0.00	0.63	291.26	113.72	0.00	0.00	991.95
16/7/2015 7:50:00	22.18	89.20	0.00	130.63	290.64	116.53	0.00	0.00	992.65
16/7/2015 8:50:00	24.17	85.10	0.00	334.38	290.34	102.49	0.00	0.00	993.15
16/7/2015 9:50:00	27.43	70.10	0.00	524.38	290.64	88.45	0.00	0.00	993.25
16/7/2015 10:50:00	30.77	54.80	0.00	666.88	287.95	96.87	1.76	4.03	992.75
16/7/2015 11:50:00	33.05	46.60	0.00	810.63	287.95	88.45	2.02	4.78	992.35
16/7/2015 12:50:00	34.86	32.90	0.00	848.13	284.58	92.66	2.77	6.55	991.45
16/7/2015 13:50:00	35.37	31.10	0.00	795.63	281.57	110.91	2.27	5.79	990.45
16/7/2015 14:50:00	35.45	30.40	0.00	680.63	274.34	131.97	1.51	5.79	989.65
16/7/2015 15:50:00	35.66	28.10	0.00	526.88	273.73	106.70	2.27	6.30	988.85
16/7/2015 16:50:00	34.60	32.40	0.00	329.38	271.34	99.68	1.51	5.29	988.55

Visto por:		Elaborado por:			Rev.: 001 26/01/15 Página 121
Thiago Millani Coordenador	Juhei Muramoto Gestor	Felipe de Almeida Meteorologista	Tatiana Pilachevsky Geógrafa		


Data - hora (Horário oficial de Brasília)	Tempera- tura (°C)	UR (%)	Precipitação (mm)	Radiação Solar (W/m ²)	Nível do Tanque classe A (mm)	Direção do Vento (Graus)	Velocidade do Vento (m/s)	Velocidade de Rajada (m/s)	Pressão (mbar)
16/7/2015 17:50:00	32.41	38.60	0.00	30.63	271.03	110.91	0.76	3.78	988.65
16/7/2015 18:50:00	30.27	45.80	0.00	0.63	271.03	214.80	0.50	2.02	989.05
16/7/2015 19:50:00	28.69	59.10	0.00	0.63	269.50	210.59	0.00	2.02	989.55
16/7/2015 20:50:00	24.92	79.80	0.00	0.63	269.50	183.91	0.00	0.00	989.85
16/7/2015 21:50:00	24.00	82.70	0.00	0.63	269.19	183.91	0.00	0.00	990.65
16/7/2015 22:50:00	23.02	85.90	0.00	0.63	268.89	137.58	0.00	0.00	991.25
16/7/2015 23:50:00	23.74	78.80	0.00	0.63	268.27	110.91	0.00	0.00	991.45
17/7/2015 0:50:00	22.59	85.10	0.00	0.63	267.66	112.31	0.00	0.00	991.65
17/7/2015 1:50:00	22.20	85.30	0.00	0.63	267.11	228.84	0.00	0.00	991.75
17/7/2015 2:50:00	21.82	85.80	0.00	0.63	267.11	227.44	0.00	0.00	991.55
17/7/2015 3:50:00	21.53	90.70	0.00	0.63	266.19	228.84	0.00	0.00	991.45
17/7/2015 4:50:00	20.67	92.00	0.00	0.63	266.50	228.84	0.00	0.00	991.35
17/7/2015 5:50:00	19.98	94.20	0.00	0.63	265.88	227.44	0.00	0.00	991.55
17/7/2015 6:50:00	20.01	94.50	0.00	0.63	265.58	221.82	0.00	0.25	992.15
17/7/2015 7:50:00	22.01	89.30	0.00	143.13	265.58	234.46	0.00	0.00	992.95
17/7/2015 8:50:00	24.99	79.80	0.00	349.38	264.66	124.95	0.00	0.00	993.45
17/7/2015 9:50:00	29.22	65.50	0.00	439.38	265.88	277.98	0.00	0.00	994.25
17/7/2015 10:50:00	30.82	52.80	0.00	726.88	264.35	94.06	1.26	6.04	994.45
17/7/2015 11:50:00	32.05	43.20	0.00	800.63	265.27	98.28	4.28	8.81	993.95
17/7/2015 12:50:00	33.31	35.10	0.00	881.88	265.27	112.31	3.53	9.32	993.25
17/7/2015 13:50:00	35.08	34.50	0.00	826.88	260.74	110.91	2.77	7.81	992.45
17/7/2015 14:50:00	34.92	35.20	0.00	724.38	254.67	147.41	1.26	5.54	991.65
17/7/2015 15:50:00	33.24	39.20	0.00	349.38	253.51	147.41	1.26	4.53	990.95
17/7/2015 16:50:00	33.47	38.40	0.00	366.88	254.12	157.24	0.76	3.53	990.65
17/7/2015 17:50:00	31.89	38.70	0.00	26.88	253.20	138.99	0.76	3.02	990.45
17/7/2015 18:50:00	29.34	48.00	0.00	0.63	252.59	127.76	0.00	2.52	990.55
17/7/2015 19:50:00	27.88	52.80	0.00	0.63	252.59	179.70	0.00	0.76	990.95
17/7/2015 20:50:00	24.27	74.10	0.00	0.63	251.36	178.30	0.00	0.00	991.35
17/7/2015 21:50:00	24.46	70.30	0.00	0.63	250.44	178.30	0.00	0.00	991.45
17/7/2015 22:50:00	22.78	81.00	0.00	0.63	250.20	178.30	0.00	0.00	991.95
17/7/2015 23:50:00	21.80	83.00	0.00	0.63	249.89	171.28	0.00	0.00	992.15

Visto por:		Elaborado por:			Rev.: 001 26/01/15 Página 122
Thiago Millani Coordenador	Juhei Muramoto Gestor	Felipe de Almeida Meteorologista	Tatiana Pilachevsky Geógrafa		


Data - hora (Horário oficial de Brasília)	Tempera- tura (°C)	UR (%)	Precipitação (mm)	Radiação Solar (W/m ²)	Nível do Tanque classe A (mm)	Direção do Vento (Graus)	Velocidade do Vento (m/s)	Velocidade de Rajada (m/s)	Pressão (mbar)
18/7/2015 0:50:00	21.06	87.50	0.00	0.63	248.36	165.66	0.00	0.00	992.45
18/7/2015 1:50:00	20.67	89.00	0.00	0.63	248.05	167.07	0.00	0.00	992.35
18/7/2015 2:50:00	20.46	90.20	0.00	0.63	248.05	171.28	0.00	0.00	991.55
18/7/2015 3:50:00	20.87	90.00	0.00	0.63	247.44	171.28	0.00	0.00	991.35
18/7/2015 4:50:00	19.72	92.20	0.00	0.63	246.83	171.28	0.00	0.00	991.35
18/7/2015 5:50:00	19.29	94.10	0.00	0.63	246.21	167.07	0.00	0.00	991.35
18/7/2015 6:50:00	19.46	92.30	0.00	0.63	245.66	158.64	0.00	0.25	991.95
18/7/2015 7:50:00	19.67	92.10	0.00	59.38	245.05	234.46	0.00	0.00	992.35
18/7/2015 8:50:00	22.23	87.10	0.00	433.13	245.97	103.89	0.00	0.00	992.75
18/7/2015 9:50:00	27.11	71.80	0.00	736.88	246.21	102.49	0.00	0.00	993.05
18/7/2015 10:50:00	30.80	50.70	0.00	684.38	246.83	158.64	1.51	3.78	992.85
18/7/2015 11:50:00	33.24	45.00	0.00	784.38	247.75	165.66	1.26	3.78	992.45
18/7/2015 12:50:00	35.02	37.10	0.00	999.38	246.52	171.28	1.26	5.79	992.05
18/7/2015 13:50:00	34.68	29.80	0.00	933.13	238.68	109.51	2.77	7.81	991.25
18/7/2015 14:50:00	35.02	29.30	0.00	686.88	235.37	95.47	2.52	7.05	990.35
18/7/2015 15:50:00	35.05	31.80	0.00	533.13	235.06	84.24	1.51	5.79	989.65
18/7/2015 16:50:00	33.68	36.00	0.00	344.38	233.22	91.26	1.76	4.28	989.55
18/7/2015 17:50:00	31.92	39.70	0.00	31.88	233.83	87.04	1.26	4.03	989.55
18/7/2015 18:50:00	29.84	44.70	0.00	1.88	233.53	204.97	0.00	2.27	989.65
18/7/2015 19:50:00	28.44	49.20	0.00	0.63	232.67	213.40	0.25	1.76	990.15
18/7/2015 20:50:00	24.56	78.60	0.00	0.63	232.36	209.18	0.00	0.50	990.85
18/7/2015 21:50:00	23.35	84.10	0.00	0.63	232.06	209.18	0.00	0.00	991.25
18/7/2015 22:50:00	22.51	87.50	0.00	0.63	231.44	209.18	0.00	0.00	991.75
18/7/2015 23:50:00	21.77	86.30	0.00	0.63	231.75	129.16	0.00	0.76	992.25
19/7/2015 0:50:00	20.96	89.70	0.00	0.63	230.83	109.51	0.00	0.76	992.35
19/7/2015 1:50:00	20.94	88.30	0.00	0.63	230.22	109.51	0.00	0.00	991.95
19/7/2015 2:50:00	20.44	88.70	0.00	0.63	229.61	137.58	0.00	0.00	991.85
19/7/2015 3:50:00	20.46	90.20	0.00	0.63	229.30	181.11	0.00	0.00	991.25
19/7/2015 4:50:00	20.27	90.70	0.00	0.63	228.75	186.72	0.00	0.00	991.25
19/7/2015 5:50:00	19.06	94.00	0.00	0.63	228.44	122.14	0.00	0.00	991.45
19/7/2015 6:50:00	19.51	93.80	0.00	0.63	228.13	115.12	0.00	0.00	992.05

Visto por:		Elaborado por:			Rev.: 001 26/01/15 Página 123
Thiago Millani Coordenador	Juhei Muramoto Gestor	Felipe de Almeida Meteorologista	Tatiana Pilachevsky Geógrafa		


Data - hora (Horário oficial de Brasília)	Tempera- tura (°C)	UR (%)	Precipitação (mm)	Radiação Solar (W/m ²)	Nível do Tanque classe A (mm)	Direção do Vento (Graus)	Velocidade do Vento (m/s)	Velocidade de Rajada (m/s)	Pressão (mbar)
19/7/2015 7:50:00	20.91	89.80	0.00	175.63	227.83	115.12	0.00	0.00	992.45
19/7/2015 8:50:00	25.11	79.00	0.00	351.88	227.83	61.77	0.00	0.00	992.95
19/7/2015 9:50:00	28.82	63.70	0.00	535.63	228.99	87.04	0.00	0.00	992.85
19/7/2015 10:50:00	31.84	55.80	0.00	685.63	228.75	64.58	0.00	0.00	992.85
19/7/2015 11:50:00	33.57	49.50	0.00	798.13	228.13	78.62	0.50	3.53	992.35
19/7/2015 12:50:00	34.81	36.10	0.00	886.88	225.99	101.08	1.01	4.28	991.65
19/7/2015 13:50:00	36.07	33.00	0.00	823.13	220.54	126.35	1.26	5.04	990.75
19/7/2015 14:50:00	35.50	32.90	0.00	689.38	212.69	130.57	1.51	5.54	989.85
19/7/2015 15:50:00	35.37	32.20	0.00	530.63	216.06	95.47	2.52	5.54	989.25
19/7/2015 16:50:00	34.60	35.70	0.00	330.63	212.38	88.45	1.76	5.79	989.05
19/7/2015 17:50:00	32.20	42.90	0.00	39.38	214.22	96.87	1.51	4.28	988.95
19/7/2015 18:50:00	30.39	46.30	0.00	1.88	214.84	188.13	0.00	2.27	989.65
19/7/2015 19:50:00	28.20	61.70	0.00	0.63	214.22	211.99	0.00	1.01	989.85
19/7/2015 20:50:00	25.31	78.50	0.00	0.63	214.22	211.99	0.00	0.00	990.35
19/7/2015 21:50:00	24.85	73.90	0.00	0.63	214.22	211.99	0.00	0.00	990.85
19/7/2015 22:50:00	23.67	84.80	0.00	0.63	213.92	211.99	0.00	0.00	991.15
19/7/2015 23:50:00	22.68	85.10	0.00	0.63	213.30	196.55	0.00	0.25	991.15
20/7/2015 0:50:00	22.92	83.20	0.00	0.63	213.30	161.45	0.00	0.25	991.25
20/7/2015 1:50:00	21.51	89.50	0.00	0.63	212.38	161.45	0.00	0.00	991.15
20/7/2015 2:50:00	21.27	90.70	0.00	0.63	212.08	161.45	0.00	0.00	991.05
20/7/2015 3:50:00	20.58	92.50	0.00	0.63	211.53	154.43	0.00	0.50	991.05
20/7/2015 4:50:00	21.65	90.20	0.00	0.63	211.53	167.07	0.00	0.00	990.95
20/7/2015 5:50:00	20.10	93.10	0.00	0.63	210.91	169.88	0.00	0.00	991.45
20/7/2015 6:50:00	20.44	93.90	0.00	0.63	210.30	162.86	0.00	0.00	991.85
20/7/2015 7:50:00	22.20	89.40	0.00	138.13	209.99	161.45	0.00	0.00	992.25
20/7/2015 8:50:00	25.26	80.80	0.00	339.38	210.61	75.81	0.00	0.00	992.75
20/7/2015 9:50:00	29.82	63.50	0.00	528.13	211.53	9.83	0.00	0.00	993.05
20/7/2015 10:50:00	33.26	53.40	0.00	678.13	209.08	117.93	0.00	0.00	992.65
20/7/2015 11:50:00	33.89	51.90	0.00	825.63	207.85	235.86	0.00	0.25	991.95
20/7/2015 12:50:00	34.84	49.10	0.00	966.88	206.99	283.59	0.00	0.25	991.25
20/7/2015 13:50:00	35.80	39.90	0.00	881.88	199.39	84.24	2.02	5.54	990.35

Visto por:		Elaborado por:			Rev.: 001 26/01/15 Página 124
Thiago Millani Coordenador	Juhei Muramoto Gestor	Felipe de Almeida Meteorologista	Tatiana Pilachevsky Geógrafa		


Data - hora (Horário oficial de Brasília)	Tempera- tura (°C)	UR (%)	Precipitação (mm)	Radiação Solar (W/m ²)	Nível do Tanque classe A (mm)	Direção do Vento (Graus)	Velocidade do Vento (m/s)	Velocidade de Rajada (m/s)	Pressão (mbar)
20/7/2015 14:50:00	33.84	43.90	0.00	155.63	195.47	196.55	0.76	5.29	989.25
20/7/2015 15:50:00	33.81	42.20	0.00	121.88	197.92	178.30	0.76	2.52	988.45
20/7/2015 16:50:00	33.29	42.80	0.00	370.63	197.62	183.91	0.50	3.02	988.55
20/7/2015 17:50:00	32.69	43.00	0.00	30.63	200.01	101.08	0.76	3.27	988.65
20/7/2015 18:50:00	30.70	49.60	0.00	0.63	199.70	167.07	0.00	2.02	989.45
20/7/2015 19:50:00	28.67	54.40	0.00	0.63	199.09	172.68	0.00	0.50	989.95
20/7/2015 20:50:00	27.14	64.60	0.00	0.63	198.84	108.10	0.00	1.01	990.65
20/7/2015 21:50:00	24.80	77.40	0.00	0.63	198.53	105.29	0.00	0.00	991.15
20/7/2015 22:50:00	24.24	80.90	0.00	0.63	197.92	105.29	0.00	0.00	991.45
20/7/2015 23:50:00	23.52	84.90	0.00	0.63	197.62	105.29	0.00	0.00	991.65
21/7/2015 0:50:00	21.58	91.70	0.00	0.63	197.00	101.08	0.50	2.02	991.85
21/7/2015 1:50:00	23.11	88.10	0.00	0.63	196.70	161.45	0.00	0.76	991.85
21/7/2015 2:50:00	23.02	85.50	0.00	0.63	195.78	130.57	0.00	1.26	991.45
21/7/2015 3:50:00	23.30	86.80	0.00	0.63	195.78	259.73	1.76	3.02	990.95
21/7/2015 4:50:00	21.70	91.20	0.00	0.63	195.16	110.91	0.00	2.77	990.95
21/7/2015 5:50:00	21.68	91.90	0.00	0.63	194.86	105.29	0.00	0.00	991.35
21/7/2015 6:50:00	21.87	90.70	0.00	0.63	194.86	106.70	0.00	0.25	991.95
21/7/2015 7:50:00	22.59	89.20	0.00	135.63	194.61	175.49	0.00	0.00	992.35
21/7/2015 8:50:00	25.89	79.90	0.00	339.38	194.31	95.47	0.25	1.26	992.95
21/7/2015 9:50:00	30.04	63.40	0.00	525.63	195.78	115.12	0.00	2.02	992.85
21/7/2015 10:50:00	32.85	55.60	0.00	675.63	192.16	82.83	0.76	2.52	992.25
21/7/2015 11:50:00	33.94	53.70	0.00	839.38	190.94	0.00	0.50	2.77	992.05
21/7/2015 12:50:00	35.02	45.00	0.00	109.38	191.55	57.56	0.25	2.52	991.55
21/7/2015 13:50:00	36.31	36.20	0.00	834.38	185.85	148.82	1.26	4.53	990.75
21/7/2015 14:50:00	36.09	35.50	0.00	691.88	176.47	169.88	1.01	5.29	989.75
21/7/2015 15:50:00	35.32	35.60	0.00	560.63	180.09	190.93	1.26	4.03	988.95
21/7/2015 16:50:00	35.21	36.30	0.00	333.13	181.31	147.41	0.50	4.03	988.85
21/7/2015 17:50:00	33.55	38.00	0.00	53.13	182.17	172.68	0.25	3.02	988.85
21/7/2015 18:50:00	31.10	45.80	0.00	0.63	182.17	167.07	0.00	2.77	989.35
21/7/2015 19:50:00	28.82	54.60	0.00	0.63	182.17	188.13	0.00	1.01	989.55
21/7/2015 20:50:00	26.45	70.80	0.00	0.63	182.17	220.42	0.00	0.76	989.95

Visto por:		Elaborado por:			Rev.: 001 26/01/15 Página 125
Thiago Millani Coordenador	Juhei Muramoto Gestor	Felipe de Almeida Meteorologista	Tatiana Pilachevsky Geógrafa		


Data - hora (Horário oficial de Brasília)	Tempera- tura (°C)	UR (%)	Precipitação (mm)	Radiação Solar (W/m ²)	Nível do Tanque classe A (mm)	Direção do Vento (Graus)	Velocidade do Vento (m/s)	Velocidade de Rajada (m/s)	Pressão (mbar)
21/7/2015 21:50:00	25.48	73.50	0.00	0.63	181.62	178.30	0.00	0.00	990.55
21/7/2015 22:50:00	24.17	81.50	0.00	0.63	181.93	179.70	0.00	0.00	990.65
21/7/2015 23:50:00	23.33	87.90	0.00	0.63	181.01	179.70	0.00	0.00	990.55
22/7/2015 0:50:00	24.15	78.10	0.00	0.63	180.40	213.40	0.00	0.50	990.45
22/7/2015 1:50:00	23.38	82.10	0.00	0.63	179.78	169.88	0.00	3.27	990.45
22/7/2015 2:50:00	22.78	84.20	0.00	0.63	179.17	216.20	0.00	0.76	989.95
22/7/2015 3:50:00	22.47	82.50	0.00	0.63	178.56	221.82	0.00	1.26	989.75
22/7/2015 4:50:00	21.20	89.70	0.00	0.63	177.94	89.85	0.00	1.51	989.95
22/7/2015 5:50:00	20.72	89.90	0.00	0.63	177.94	89.85	0.00	0.00	990.45
22/7/2015 6:50:00	19.82	93.00	0.00	0.63	177.39	92.66	0.00	0.00	990.85
22/7/2015 7:50:00	22.39	86.10	0.00	145.63	176.47	92.66	0.00	0.00	991.45
22/7/2015 8:50:00	24.90	80.60	0.00	339.38	176.78	102.49	0.00	2.02	992.45
22/7/2015 9:50:00	29.12	57.60	0.00	529.38	178.56	176.89	0.00	1.51	992.75
22/7/2015 10:50:00	30.17	53.30	0.00	679.38	174.94	206.38	0.76	4.03	992.75
22/7/2015 11:50:00	32.20	45.80	0.00	796.88	175.25	124.95	1.01	4.53	992.45
22/7/2015 12:50:00	34.44	40.10	0.00	836.88	173.41	174.09	1.01	4.03	992.15
22/7/2015 13:50:00	34.78	40.20	0.00	783.13	163.17	188.13	0.50	3.78	991.15
22/7/2015 14:50:00	34.57	38.50	0.00	351.88	156.25	203.57	1.01	4.03	990.15
22/7/2015 15:50:00	35.24	37.30	0.00	528.13	159.87	273.77	0.76	3.53	989.45
22/7/2015 16:50:00	35.64	37.20	0.00	340.63	156.49	158.64	0.25	3.02	989.35
22/7/2015 17:50:00	32.95	42.40	0.00	33.13	163.17	185.32	0.50	4.03	989.25
22/7/2015 18:50:00	30.82	48.40	0.00	1.88	164.40	217.61	0.00	2.02	989.75
22/7/2015 19:50:00	28.05	66.10	0.00	0.63	164.95	217.61	0.00	0.76	990.05
22/7/2015 20:50:00	26.40	74.20	0.00	0.63	164.95	217.61	0.00	0.00	990.55
22/7/2015 21:50:00	24.87	81.00	0.00	0.63	165.56	217.61	0.00	0.00	991.05
22/7/2015 22:50:00	24.32	82.10	0.00	0.63	164.71	217.61	0.00	0.00	991.55
22/7/2015 23:50:00	24.94	78.10	0.00	0.63	164.40	251.30	0.00	0.00	991.75
23/7/2015 0:50:00	22.92	87.30	0.00	0.63	163.48	318.69	0.00	2.77	991.95
23/7/2015 1:50:00	22.71	92.40	0.00	0.63	163.48	98.28	0.00	1.26	991.65
23/7/2015 2:50:00	22.92	88.30	0.00	0.63	163.17	268.15	0.00	1.26	991.55
23/7/2015 3:50:00	22.23	89.70	0.00	0.63	162.56	182.51	0.00	1.01	991.25

Visto por:		Elaborado por:			Rev.: 001 26/01/15 Página 126
Thiago Millani Coordenador	Juhei Muramoto Gestor	Felipe de Almeida Meteorologista	Tatiana Pilachevsky Geógrafa		


Data - hora (Horário oficial de Brasília)	Tempera- tura (°C)	UR (%)	Precipitação (mm)	Radiação Solar (W/m ²)	Nível do Tanque classe A (mm)	Direção do Vento (Graus)	Velocidade do Vento (m/s)	Velocidade de Rajada (m/s)	Pressão (mbar)
23/7/2015 4:50:00	22.92	83.50	0.00	0.63	162.26	252.71	0.25	2.02	991.05
23/7/2015 5:50:00	22.32	84.00	0.00	0.63	161.03	334.13	0.00	2.02	991.45
23/7/2015 6:50:00	20.91	90.10	0.00	0.63	160.72	133.37	0.00	0.00	992.15
23/7/2015 7:50:00	22.73	86.00	0.00	139.38	160.48	150.22	0.00	0.00	992.55
23/7/2015 8:50:00	25.82	71.10	0.00	348.13	160.17	94.06	0.00	0.00	993.35
23/7/2015 9:50:00	30.32	54.80	0.00	538.13	161.34	57.56	0.00	1.51	993.85
23/7/2015 10:50:00	31.89	43.40	0.00	693.13	159.56	160.05	1.51	4.28	993.85
23/7/2015 11:50:00	33.86	40.20	0.00	803.13	158.03	154.43	1.51	4.78	993.55
23/7/2015 12:50:00	35.40	38.50	0.00	846.88	153.80	140.39	1.01	4.03	992.65
23/7/2015 13:50:00	35.21	38.10	0.00	796.88	141.73	199.36	1.26	3.53	991.95
23/7/2015 14:50:00	35.96	37.10	0.00	721.88	127.81	193.74	0.76	4.28	990.65
23/7/2015 15:50:00	36.39	34.60	0.00	551.88	136.58	112.31	0.76	3.78	990.05
23/7/2015 16:50:00	35.37	34.60	0.00	341.88	138.42	181.11	0.76	3.27	989.35
23/7/2015 17:50:00	33.47	37.50	0.00	28.13	143.81	175.49	0.25	2.77	989.95
23/7/2015 18:50:00	31.33	44.30	0.00	1.88	145.03	188.13	0.00	1.01	990.85
23/7/2015 19:50:00	28.22	61.80	0.00	0.63	145.34	146.01	0.00	0.25	991.05
23/7/2015 20:50:00	26.40	66.40	0.00	0.63	145.95	157.24	0.00	0.50	991.55
23/7/2015 21:50:00	24.90	73.50	0.00	0.63	145.95	182.51	0.00	0.00	992.15
23/7/2015 22:50:00	23.62	76.60	0.00	0.63	145.34	161.45	0.00	0.00	992.35
23/7/2015 23:50:00	22.49	83.10	0.00	0.63	144.42	154.43	0.00	0.00	992.65
24/7/2015 0:50:00	22.03	84.60	0.00	0.63	144.42	168.47	0.00	0.00	992.55
24/7/2015 1:50:00	22.80	82.30	0.00	0.63	143.26	230.24	0.00	0.00	992.15
24/7/2015 2:50:00	21.15	91.10	0.00	0.63	142.64	202.17	0.00	3.02	992.25
24/7/2015 3:50:00	19.79	91.80	0.00	0.63	141.73	109.51	0.00	2.02	991.75
24/7/2015 4:50:00	20.72	90.60	0.00	0.63	140.81	157.24	0.00	0.25	992.05
24/7/2015 5:50:00	20.89	91.40	0.00	0.63	141.42	247.09	0.00	1.01	992.35
24/7/2015 6:50:00	19.56	92.90	0.00	0.63	140.81	258.32	0.00	0.00	992.85
24/7/2015 7:50:00	20.48	89.30	0.00	149.38	140.50	108.10	0.00	0.50	993.15
24/7/2015 8:50:00	23.98	81.50	0.00	355.63	140.81	98.28	0.00	1.51	993.95
24/7/2015 9:50:00	28.77	63.60	0.00	548.13	142.95	311.67	0.00	1.01	994.15
24/7/2015 10:50:00	30.50	60.40	0.00	699.38	139.89	78.62	1.51	4.03	994.15

Visto por:		Elaborado por:			Rev.: 001 26/01/15 Página 127
Thiago Millani Coordenador	Juhei Muramoto Gestor	Felipe de Almeida Meteorologista	Tatiana Pilachevsky Geógrafa		


Data - hora (Horário oficial de Brasília)	Tempera- tura (°C)	UR (%)	Precipitação (mm)	Radiação Solar (W/m ²)	Nível do Tanque classe A (mm)	Direção do Vento (Graus)	Velocidade do Vento (m/s)	Velocidade de Rajada (m/s)	Pressão (mbar)
24/7/2015 11:50:00	33.11	52.00	0.00	813.13	139.58	71.60	0.76	4.28	
24/7/2015 12:50:00	35.85	33.40	0.00	865.63	133.88	162.86	1.26	3.53	
24/7/2015 13:50:00	36.66	29.40	0.00	815.63	119.05	189.53	1.01	4.03	
24/7/2015 14:50:00	37.84	19.10	0.00	703.13	102.14	154.43	1.01	4.03	996.20
24/7/2015 15:50:00	37.45	21.40	0.00	548.13	108.51	160.05	0.76	5.29	
24/7/2015 16:50:00	35.26	24.20	0.00	343.13	107.59	204.97	1.26	4.28	
24/7/2015 17:50:00	33.89	26.60	0.00	28.13	116.97	153.03	0.00	3.02	
24/7/2015 18:50:00	31.26	32.70	0.00	1.88	120.28	209.18	0.00	1.26	
24/7/2015 19:50:00	27.14	52.10	0.00	0.63	121.81	207.78	0.00	1.01	996.00
24/7/2015 20:50:00	24.70	62.20	0.00	0.63	123.59	207.78	0.00	0.00	996.40
24/7/2015 21:50:00	23.11	73.30	0.00	0.63	122.97	140.39	0.00	0.25	996.90
24/7/2015 22:50:00	23.62	67.10	0.00	0.63	122.67	169.88	0.00	1.01	997.30
24/7/2015 23:50:00	23.30	66.50	0.00	0.63	122.05	265.34	0.00	1.76	997.60
25/7/2015 0:50:00	20.84	82.60	0.00	0.63	121.81	87.04	0.00	1.01	997.60
25/7/2015 1:50:00	19.29	88.50	0.00	0.63	121.20	134.78	0.25	1.76	997.60
25/7/2015 2:50:00	19.72	87.30	0.00	0.63	120.28	175.49	0.00	2.02	997.00
25/7/2015 3:50:00	19.94	86.50	0.00	0.63	120.28	256.92	0.00	0.50	996.60
25/7/2015 4:50:00	18.75	87.60	0.00	0.63	119.66	150.22	0.00	0.00	996.70
25/7/2015 5:50:00	17.53	92.20	0.00	0.63	118.74	150.22	0.00	0.00	997.00
25/7/2015 6:50:00	18.25	89.10	0.00	0.63	118.44	151.62	0.00	0.00	997.40
25/7/2015 7:50:00	19.63	85.30	0.00	140.63	118.44	151.62	0.00	0.00	998.10
25/7/2015 8:50:00	24.20	74.40	0.00	244.38	119.66	143.20	0.00	0.00	998.70
25/7/2015 9:50:00	29.07	54.70	0.00	541.88	121.50	133.37	0.00	1.51	998.80
25/7/2015 10:50:00	30.37	54.90	0.00	711.88	118.74	91.26	1.01	2.77	998.60
25/7/2015 11:50:00	32.28	46.70	0.00	804.38	116.35	98.28	1.01	3.02	998.20
25/7/2015 12:50:00	35.45	36.50	0.00	844.38	113.35	73.00	0.76	3.53	997.40
25/7/2015 13:50:00	36.20	34.50	0.00	789.38	97.60	126.35	1.01	3.78	996.20
25/7/2015 14:50:00	36.50	29.40	0.00	675.63	77.99	199.36	0.50	4.78	994.80
25/7/2015 15:50:00	36.80	28.40	0.00	520.63	87.67	92.66	0.25	3.27	994.10
25/7/2015 16:50:00	35.13	30.20	0.00	329.38	88.84	190.93	0.50	2.77	993.80
25/7/2015 17:50:00	33.65	32.20	0.00	30.63	100.91	289.21	0.00	2.77	993.60

Visto por:		Elaborado por:			Rev.: 001 26/01/15 Página 128
Thiago Millani Coordenador	Juhei Muramoto Gestor	Felipe de Almeida Meteorologista	Tatiana Pilachevsky Geógrafa		


Data - hora (Horário oficial de Brasília)	Tempera- tura (°C)	UR (%)	Precipitação (mm)	Radiação Solar (W/m ²)	Nível do Tanque classe A (mm)	Direção do Vento (Graus)	Velocidade do Vento (m/s)	Velocidade de Rajada (m/s)	Pressão (mbar)
25/7/2015 18:50:00	30.95	43.10	0.00	1.88	105.14	47.73	0.00	1.51	994.50
25/7/2015 19:50:00	27.31	58.10	0.00	0.63	107.59	47.73	0.00	0.00	995.30
25/7/2015 20:50:00	25.21	75.70	0.00	0.63	108.51	47.73	0.00	0.00	995.90
25/7/2015 21:50:00	24.53	68.10	0.00	0.63	108.82	134.78	0.00	0.76	996.30
25/7/2015 22:50:00	23.18	79.10	0.00	0.63	108.51	259.73	0.00	0.25	996.70
25/7/2015 23:50:00	22.42	74.80	0.00	0.63	108.20	105.29	0.00	0.25	996.70
26/7/2015 0:50:00	21.15	85.60	0.00	0.63	107.59	301.84	0.00	1.01	996.70
26/7/2015 1:50:00	20.44	86.80	0.00	0.63	106.06	122.14	0.50	2.52	996.60
26/7/2015 2:50:00	20.20	88.50	0.00	0.63	105.45	137.58	0.00	1.76	995.80
26/7/2015 3:50:00	20.39	87.70	0.00	0.63	104.59	258.32	0.00	1.51	995.40
26/7/2015 4:50:00	19.70	89.00	0.00	0.63	105.14	120.74	0.00	0.00	995.60
26/7/2015 5:50:00	20.25	87.60	0.00	0.63	103.98	162.86	0.00	0.25	995.70
26/7/2015 6:50:00	19.01	91.60	0.00	0.63	103.98	178.30	0.00	0.25	996.10
26/7/2015 7:50:00	21.37	84.90	0.00	136.88	103.98	178.30	0.00	0.00	996.60
26/7/2015 8:50:00	24.07	77.70	0.00	340.63	104.59	94.06	0.00	1.26	997.30
26/7/2015 9:50:00	27.85	64.10	0.00	530.63	106.06	276.57	0.50	2.52	997.60
26/7/2015 10:50:00	32.23	46.40	0.00	681.88	103.06	140.39	0.76	2.77	997.40
26/7/2015 11:50:00	34.39	40.10	0.00	763.13	98.21	134.78	1.01	3.02	996.80
26/7/2015 12:50:00	34.76	38.80	0.00	839.38	90.06	161.45	1.26	3.53	996.00
26/7/2015 13:50:00	35.99	39.90	0.00	789.38	74.68	81.43	1.51	4.53	995.10
26/7/2015 14:50:00	36.66	34.30	0.00	764.38	58.63	98.28	1.51	5.04	994.00
26/7/2015 15:50:00	35.21	35.50	0.00	555.63	73.76	226.03	0.25	2.77	993.10
26/7/2015 16:50:00	35.40	31.90	0.00	351.88	74.68	75.81	1.76	4.03	993.60
26/7/2015 17:50:00	33.68	33.20	0.00	28.13	81.61	117.93	0.50	4.28	
26/7/2015 18:50:00	30.75	43.00	0.00	1.88	84.92	117.93	0.00	1.26	
26/7/2015 19:50:00	28.74	50.90	0.00	0.63	87.37	168.47	0.00	0.25	994.90
26/7/2015 20:50:00	27.01	57.50	0.00	0.63	88.23	168.47	0.00	0.00	995.40
26/7/2015 21:50:00	25.23	75.50	0.00	0.63	88.84	167.07	0.00	0.00	995.60
26/7/2015 22:50:00	23.83	75.20	0.00	0.63	88.84	167.07	0.00	0.00	995.90
26/7/2015 23:50:00	23.21	80.30	0.00	0.63	88.84	167.07	0.00	0.00	995.70
27/7/2015 0:50:00	22.82	81.90	0.00	0.63	88.53	168.47	0.00	0.00	995.60

Visto por:		Elaborado por:			Rev.: 001 26/01/15 Página 129
Thiago Millani Coordenador	Juhei Muramoto Gestor	Felipe de Almeida Meteorologista	Tatiana Pilachevsky Geógrafa		


Data - hora (Horário oficial de Brasília)	Tempera- tura (°C)	UR (%)	Precipitação (mm)	Radiação Solar (W/m ²)	Nível do Tanque classe A (mm)	Direção do Vento (Graus)	Velocidade do Vento (m/s)	Velocidade de Rajada (m/s)	Pressão (mbar)
27/7/2015 1:50:00	22.01	84.50	0.00	0.63	88.53	102.49	0.00	0.76	995.40
27/7/2015 2:50:00	21.77	85.60	0.00	0.63	87.92	102.49	0.00	0.00	994.90
27/7/2015 3:50:00	21.87	87.20	0.00	0.63	87.92	276.57	0.00	0.50	994.50
27/7/2015 4:50:00	21.18	87.30	0.00	0.63	87.92	161.45	0.00	0.00	994.60
27/7/2015 5:50:00	20.32	90.90	0.00	0.63	87.06	127.76	0.00	0.25	994.90
27/7/2015 6:50:00	20.22	91.50	0.00	0.63	87.37	127.76	0.00	0.00	995.30
27/7/2015 7:50:00	21.39	88.10	0.00	138.13	86.75	171.28	0.00	0.00	995.90
27/7/2015 8:50:00	26.52	74.80	0.00	338.13	87.92	165.66	0.00	0.00	996.60
27/7/2015 9:50:00	29.37	62.50	0.00	529.38	89.76	92.66	0.25	2.02	996.80
27/7/2015 10:50:00	33.16	49.00	0.00	683.13	84.30	92.66	0.50	2.52	996.60
27/7/2015 11:50:00	35.32	47.00	0.00	795.63	77.99	1.40	0.25	2.27	995.70
27/7/2015 12:50:00	36.82	41.20	0.00	895.63	69.53	276.57	0.50	3.27	994.90
27/7/2015 13:50:00	34.76	34.40	0.00	218.13	60.46	178.30	1.01	3.78	994.20
27/7/2015 14:50:00	34.28	34.40	0.00	208.13	66.78	171.28	0.00	2.77	993.20
27/7/2015 15:50:00	34.39	33.80	0.00	105.63	68.31	154.43	0.25	3.27	992.60
27/7/2015 16:50:00	35.64	29.00	0.00	343.13	67.08	85.64	1.01	3.02	992.60
27/7/2015 17:50:00	33.94	33.50	0.00	30.63	68.00	96.87	1.01	3.78	992.70
27/7/2015 18:50:00	31.10	39.20	0.00	1.88	68.61	165.66	0.00	2.77	993.50
27/7/2015 19:50:00	28.27	50.90	0.00	0.63	70.70	183.91	0.00	0.76	993.80
27/7/2015 20:50:00	25.16	64.70	0.00	0.63	71.62	160.05	0.00	0.25	994.40
27/7/2015 21:50:00	24.00	67.30	0.00	0.63	72.23	150.22	0.00	0.00	995.00
27/7/2015 22:50:00	23.30	71.50	0.00	0.63	72.54	150.22	0.00	0.00	994.80
27/7/2015 23:50:00	22.30	72.80	0.00	0.63	72.54	150.22	0.00	0.00	995.10
28/7/2015 0:50:00	20.70	83.80	0.00	0.63	71.62	134.78	0.00	0.25	995.00
28/7/2015 1:50:00	20.63	86.00	0.00	0.63	71.00	279.38	0.76	3.53	994.50
28/7/2015 2:50:00	20.17	88.40	0.00	0.63	70.70	56.16	0.00	2.02	994.10
28/7/2015 3:50:00	19.84	89.30	0.00	0.63	70.45	91.26	0.00	0.00	993.90
28/7/2015 4:50:00	20.22	85.70	0.00	0.63	70.15	181.11	0.00	0.00	994.10
28/7/2015 5:50:00	18.82	92.10	0.00	0.63	70.15	101.08	0.00	1.51	994.40
28/7/2015 6:50:00	19.27	89.80	0.00	0.63	70.15	151.62	0.00	1.26	995.00
28/7/2015 7:50:00	21.25	86.90	0.00	145.63	70.45	279.38	0.00	2.02	995.30

Visto por:		Elaborado por:			Rev.: 001 26/01/15 Página 130
Thiago Millani Coordenador	Juhei Muramoto Gestor	Felipe de Almeida Meteorologista	Tatiana Pilachevsky Geógrafa		


Data - hora (Horário oficial de Brasília)	Tempera- tura (°C)	UR (%)	Precipitação (mm)	Radiação Solar (W/m ²)	Nível do Tanque classe A (mm)	Direção do Vento (Graus)	Velocidade do Vento (m/s)	Velocidade de Rajada (m/s)	Pressão (mbar)
28/7/2015 8:50:00	25.19	75.00	0.00	348.13	71.92	160.05	0.00	2.27	996.60
28/7/2015 9:50:00	30.50	56.90	0.00	533.13	74.38	96.87	0.00	1.51	996.60
28/7/2015 10:50:00	31.87	53.50	0.00	680.63	69.84	87.04	1.26	3.27	996.70
28/7/2015 11:50:00	35.10	41.50	0.00	791.88	66.47	96.87	1.01	3.53	996.30
28/7/2015 12:50:00	37.04	35.90	0.00	704.38	56.85	74.41	1.26	4.03	995.30
28/7/2015 13:50:00	37.67	34.20	0.00	805.63	40.24	224.63	0.76	5.29	994.20
28/7/2015 14:50:00	36.74	32.20	0.00	751.88	13.95	144.60	0.76	5.04	993.50
28/7/2015 15:50:00	37.56	30.20	0.00	538.13	27.25	164.26	0.50	3.78	992.80
28/7/2015 16:50:00	36.12	29.90	0.00	346.88	27.86	80.02	2.27	4.53	992.60
28/7/2015 17:50:00	34.36	32.40	0.00	149.38	38.40	82.83	1.51	4.78	992.70
28/7/2015 18:50:00	31.87	38.40	0.00	0.63	43.55	94.06	0.00	2.52	993.50
28/7/2015 19:50:00	30.37	44.10	0.00	0.63	48.09	183.91	0.00	1.01	994.10
28/7/2015 20:50:00	27.24	64.70	0.00	0.63	49.56	65.98	0.00	0.50	994.60
28/7/2015 21:50:00	25.74	68.20	0.00	0.63	50.78	2.81	0.00	0.00	995.10
28/7/2015 22:50:00	25.96	66.20	0.00	0.63	51.70	167.07	0.00	0.76	995.20
28/7/2015 23:50:00	23.67	80.20	0.00	0.63	52.01	162.86	0.00	0.00	995.40
29/7/2015 0:50:00	23.95	77.90	0.00	0.63	52.62	251.30	0.00	0.00	995.50
29/7/2015 1:50:00	23.04	81.00	0.00	0.63	52.31	188.13	0.00	0.00	995.00
29/7/2015 2:50:00	23.16	82.80	0.00	0.63	52.31	265.34	0.00	0.00	994.90
29/7/2015 3:50:00	21.51	92.40	0.00	0.63	52.31	348.17	0.00	0.00	994.70
29/7/2015 4:50:00	21.49	90.70	0.00	0.63	52.31	350.98	0.00	0.00	994.60
29/7/2015 5:50:00	20.77	91.30	0.00	0.63	52.31	88.45	0.00	0.00	995.30
29/7/2015 6:50:00	19.41	94.00	0.00	0.63	52.31	123.55	0.00	0.00	996.10
29/7/2015 7:50:00	21.56	89.90	0.00	155.63	52.31	96.87	0.00	0.00	996.60
29/7/2015 8:50:00	24.65	82.80	0.00	170.63	54.40	115.12	0.00	0.00	997.60
29/7/2015 9:50:00	30.44	62.40	0.00	521.88	56.24	341.15	0.00	0.00	997.50
29/7/2015 10:50:00	33.47	53.10	0.00	668.13	48.70	335.54	0.00	0.00	997.00
29/7/2015 11:50:00	35.61	47.80	0.00	781.88	42.32	268.15	0.25	3.78	996.60
29/7/2015 12:50:00	37.12	37.60	0.00	838.13	34.79	169.88	1.01	4.28	996.00
29/7/2015 13:50:00	36.23	34.70	0.00	906.88	24.80	116.53	1.51	5.79	995.10
29/7/2015 14:50:00	38.34	27.90	0.00	720.63	8.50	160.05	0.76	6.80	994.20

Visto por:		Elaborado por:			Rev.: 001 26/01/15 Página 131
Thiago Millani Coordenador	Juhei Muramoto Gestor	Felipe de Almeida Meteorologista	Tatiana Pilachevsky Geógrafa		

Data - hora (Horário oficial de Brasília)	Tempera- tura (°C)	UR (%)	Precipitação (mm)	Radiação Solar (W/m ²)	Nível do Tanque classe A (mm)	Direção do Vento (Graus)	Velocidade do Vento (m/s)	Velocidade de Rajada (m/s)	Pressão (mbar)
29/7/2015 15:50:00	37.98	28.90	0.00	621.88	4.57	172.68	0.76	4.28	993.70
29/7/2015 16:50:00	36.82	26.90	0.00	344.38	10.33	183.91	1.01	3.78	993.80
29/7/2015 17:50:00	35.26	29.40	0.00	135.63	20.57	157.24	0.50	4.03	993.60
29/7/2015 18:50:00	32.51	38.80	0.00	1.88	26.33	183.91	0.00	1.76	994.30
29/7/2015 19:50:00	29.72	48.40	0.00	0.63	29.33	160.05	0.00	0.50	994.70
29/7/2015 20:50:00	26.43	62.80	0.00	0.63	31.78	160.05	0.00	0.00	995.20
29/7/2015 21:50:00	25.50	64.10	0.00	0.63	32.64	161.45	0.00	0.00	995.60
29/7/2015 22:50:00	25.16	71.70	0.00	0.63	33.87	161.45	0.00	0.00	995.90
29/7/2015 23:50:00	22.90	80.90	0.00	0.63	33.87	169.88	0.00	1.76	996.20
30/7/2015 0:50:00	22.59	79.80	0.00	0.63	33.87	289.21	0.00	2.52	996.20
30/7/2015 1:50:00	22.13	86.70	0.00	0.63	33.25	301.84	0.00	0.00	995.70
30/7/2015 2:50:00	21.56	86.60	0.00	0.63	33.25	303.25	0.00	0.00	995.20
30/7/2015 3:50:00	21.06	87.60	0.00	0.63	33.25	303.25	0.00	0.00	994.90
30/7/2015 4:50:00	20.46	88.40	0.00	0.63	32.64	37.91	0.00	0.00	995.00
30/7/2015 5:50:00	20.29	89.00	0.00	0.63	32.64	37.91	0.00	0.00	995.00
30/7/2015 6:50:00	19.65	90.80	0.00	0.63	32.95	39.31	0.00	0.00	995.80
30/7/2015 7:50:00	21.80	84.60	0.00	139.38	33.56	287.80	0.00	0.00	996.20
30/7/2015 8:50:00	26.79	70.60	0.00	340.63	35.71	287.80	0.00	0.00	997.10
30/7/2015 9:50:00	29.14	58.60	0.00	530.63	36.56	289.21	0.00	0.00	997.30
30/7/2015 10:50:00	33.60	49.60	0.00	684.38	29.64	346.77	0.00	0.00	997.40
30/7/2015 11:50:00	35.21	41.60	0.00	796.88	25.41	70.20	1.01	3.27	997.20
30/7/2015 12:50:00	37.37	29.20	0.00	839.38	14.26	134.78	1.51	4.53	995.80
30/7/2015 13:50:00	37.95	24.50	0.00	800.63	0.00	115.12	2.52	5.29	994.80
30/7/2015 14:50:00	38.17	24.50	0.00	704.38	0.00	153.03	1.51	4.78	994.00
30/7/2015 15:50:00	37.37	26.10	0.00	574.38	0.00	169.88	1.01	4.28	993.40
30/7/2015 16:50:00	37.40	24.60	0.00	341.88	0.00	160.05	1.01	4.03	993.00
30/7/2015 17:50:00	34.68	31.40	0.00	33.13	0.00	87.04	1.51	6.30	993.50
30/7/2015 18:50:00	31.89	37.50	0.00	1.88	2.18	131.97	0.00	2.77	994.00
30/7/2015 19:50:00	29.97	41.30	0.00	0.63	6.96	150.22	0.00	0.76	994.70
30/7/2015 20:50:00	26.48	57.80	0.00	0.63	9.42	151.62	0.00	0.00	995.10
30/7/2015 21:50:00	24.94	65.10	0.00	0.63	11.19	151.62	0.00	0.00	995.80

Visto por:		Elaborado por:			Rev.: 001 26/01/15 Página 132
Thiago Millani Coordenador	Juhei Muramoto Gestor	Felipe de Almeida Meteorologista	Tatiana Pilachevsky Geógrafa		

Data - hora (Horário oficial de Brasília)	Tempera- tura (°C)	UR (%)	Precipitação (mm)	Radiação Solar (W/m ²)	Nível do Tanque classe A (mm)	Direção do Vento (Graus)	Velocidade do Vento (m/s)	Velocidade de Rajada (m/s)	Pressão (mbar)
30/7/2015 22:50:00	24.00	73.50	0.00	0.63	11.81	154.43	0.00	0.00	996.00
30/7/2015 23:50:00	21.70	78.90	0.00	0.63	12.42	127.76	0.25	1.76	996.30
31/7/2015 0:50:00	23.14	75.80	0.00	0.63	12.11	16.85	0.00	2.52	996.10
31/7/2015 1:50:00	22.47	79.00	0.00	0.63	11.81	296.23	0.00	0.00	995.60
31/7/2015 2:50:00	21.20	83.00	0.00	0.63	12.11	279.38	0.00	0.00	995.00
31/7/2015 3:50:00	20.27	85.80	0.00	0.63	11.81	279.38	0.00	0.00	994.90
31/7/2015 4:50:00	19.82	88.30	0.00	0.63	11.81	279.38	0.00	0.00	995.00
31/7/2015 5:50:00	19.06	88.80	0.00	0.63	11.81	279.38	0.00	0.00	995.40
31/7/2015 6:50:00	18.87	90.40	0.00	0.63	11.81	279.38	0.00	0.00	995.70
31/7/2015 7:50:00	20.79	85.40	0.00	140.63	12.11	140.39	0.00	0.00	996.60
31/7/2015 8:50:00	25.96	69.60	0.00	343.13	16.34	56.16	0.00	0.00	997.40
31/7/2015 9:50:00	28.87	59.30	0.00	534.38	17.57	96.87	0.25	2.27	997.70
31/7/2015 10:50:00	31.92	45.30	0.00	690.63	13.95	94.06	1.76	3.78	997.90
31/7/2015 11:50:00	34.18	34.70	0.00	809.38	10.03	103.89	2.52	6.30	997.10
31/7/2015 12:50:00	35.90	29.40	0.00	854.38	2.43	91.26	2.77	5.54	996.30
31/7/2015 13:50:00	36.34	29.10	0.00	804.38	0.00	84.24	2.77	6.55	995.40
31/7/2015 14:20:00	37.37	28.80	0.00	745.63	0.00	88.45	1.76	5.54	994.80
31/7/2015 17:45:00	34.28	31.40	0.00	171.88	0.00	192.34	0.50	3.78	993.70
31/7/2015 18:45:00	32.20	35.00	0.00	4.38	0.00	110.91	0.00	2.27	
31/7/2015 19:45:00	28.32	50.50	0.00	0.63	0.00	116.53	0.00	0.50	
31/7/2015 20:45:00	27.04	47.20	0.00	0.63	0.00	116.53	0.00	0.00	994.90
31/7/2015 21:45:00	24.27	69.30	0.00	0.63	0.00	98.28	0.00	0.00	995.60
31/7/2015 22:45:00	24.61	59.70	0.00	0.63	0.00	161.45	0.00	0.00	996.00
31/7/2015 23:30:00	22.75	77.50	0.00	0.63	0.00	151.62	0.00	0.00	996.20

Visto por:		Elaborado por:			Rev.: 001 26/01/15 Página 133
Thiago Millani Coordenador	Juhei Muramoto Gestor	Felipe de Almeida Meteorologista	Tatiana Pilachevsky Geógrafa		