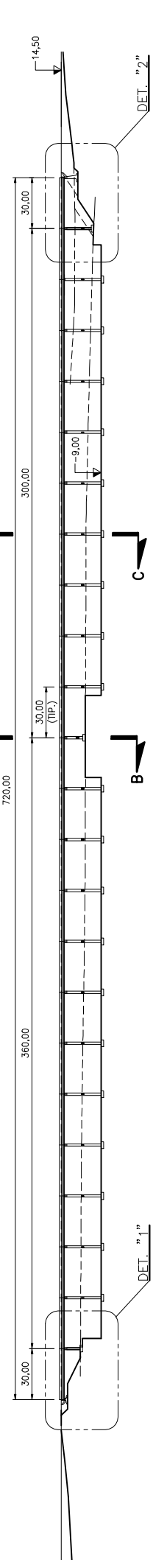
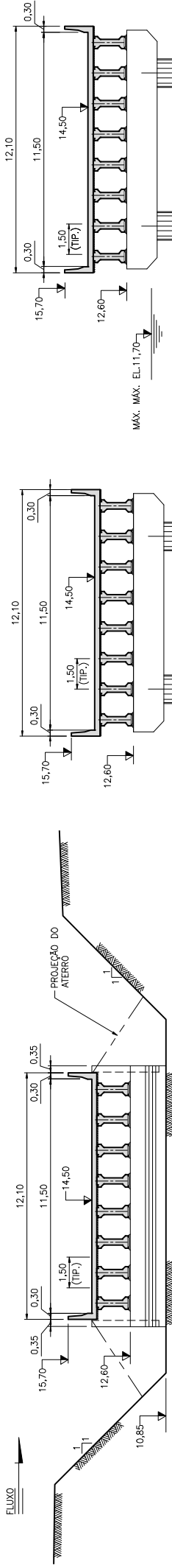


PLANTA CHAVE SEM ESCALA



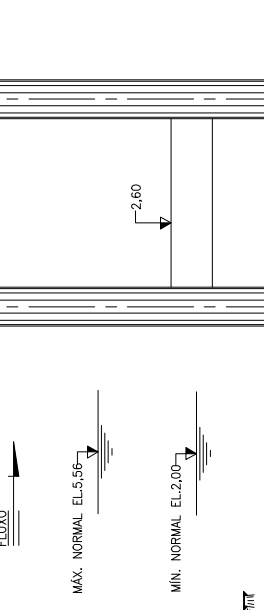
CORTE LONGITUDINAL



CORTE A

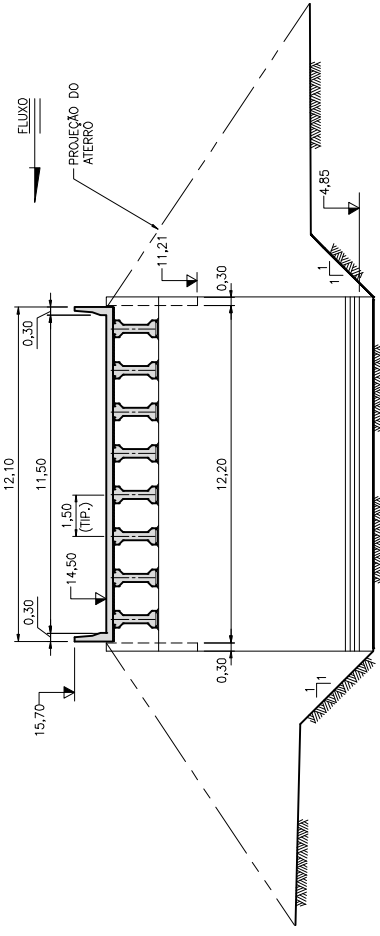
CORTE B

CORTE C

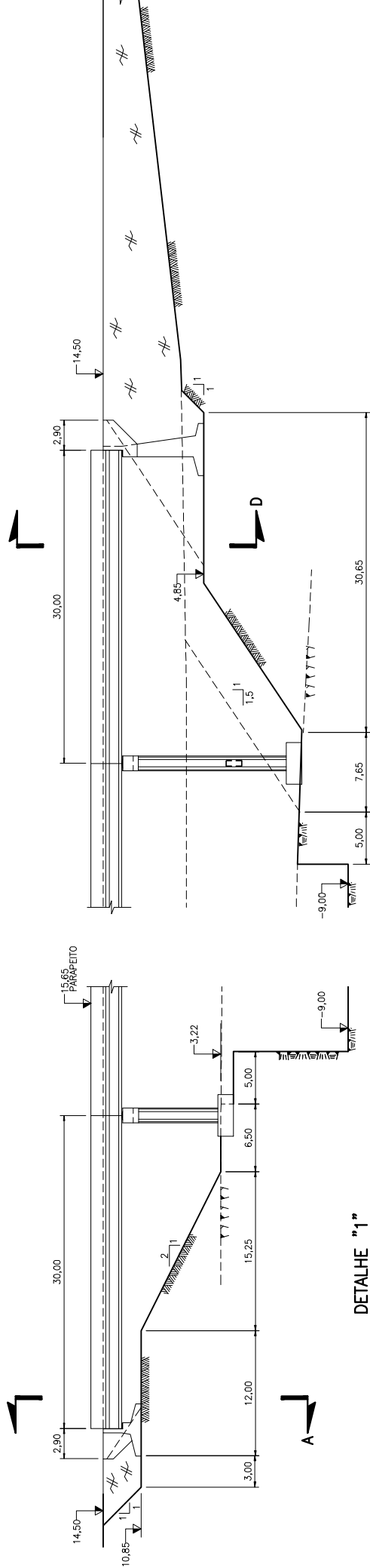


CORTE B

CORTE C

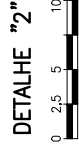


CORTE D



DETALHE "1"

DETALHE "2"



NOTA:  
- TODAS AS DIMENSÕES E ELEVÇÕES ESTÃO EM METRO.



ESCALA GRAFICA

nº	descrição	prep.	aprov.	data
REVISÕES				

Interarche ENGEVIX		PCE	
Projetos e Consultorias de Engenharia			
PROJETA	MONICA CARVALHO	PROJETA	LIBERIO ALVES DA SILVA
MF/EB	STÁGIO L.F. CARVALHO	PROJETA	JOSE EDUARDO MOREIRA
ELABORADO	LORENZO DE OLIVEIRA	PROJETA	ROBERTO MACHADO
VERIFICADO	PAULO V. RIBEIRO	PROJETA	AGD/10
APROVADO		PROJETA	
		PROJETA	

# NORTE ENERGIA - NESA

UHE BELO MONTE  
SITIO BELO MONTE  
PONTE TRANSAMAZONICA  
CORTES E DETALHES