

257500.0000

260000.0000

262500.0000

265000.0000

# ALAGAMENTO DA BARRAGEM IPOJUCA

9075000.0000

9075000.0000

9075000.0000

9075000.0000







257500.0000

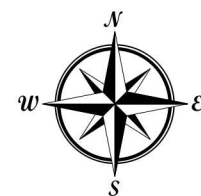
260000.0000

262500.0000

265000.0000

## Legenda

-  Eixo Ferrovia Nova Transnordestina
-  Residências
-  Área de Alagamento da Barragem Ipojuca
-  Comunidade
-  Área de Servidão
-  Curvas de Nível



1:25.000

