ARMADURA DO PILAR E SAPATA
ESC. 1:50

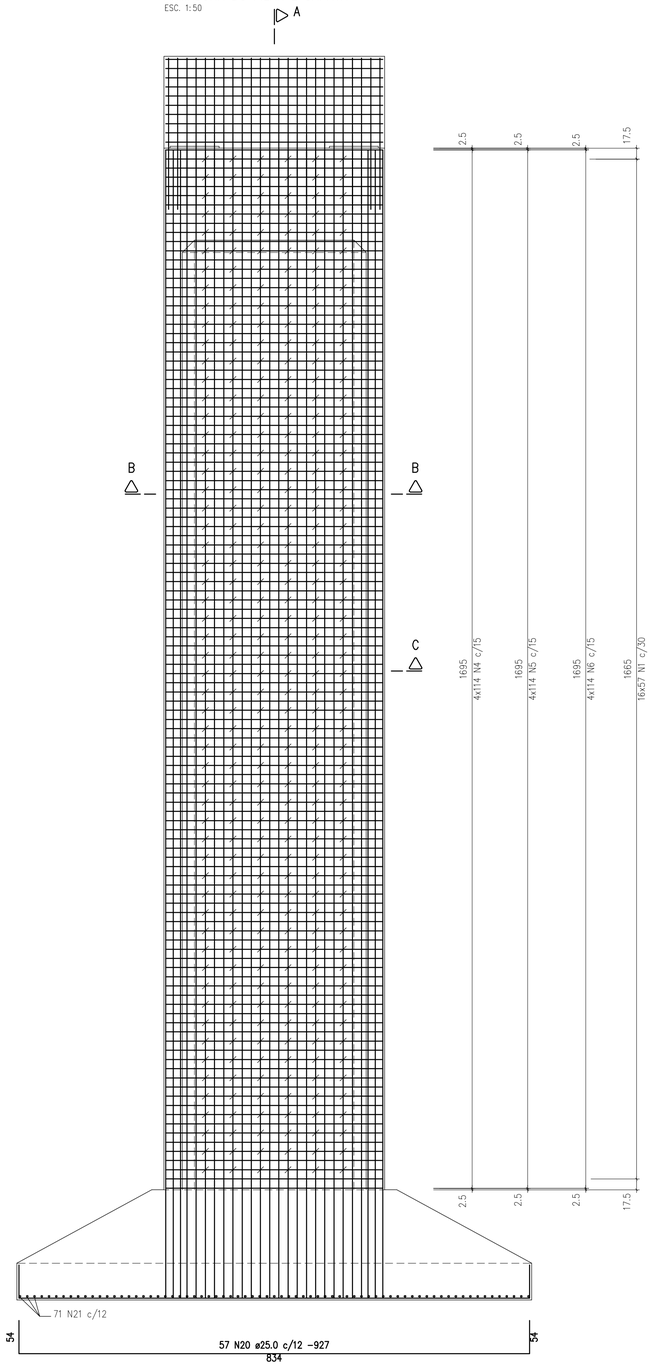

CORTE AA
ESC. 1:50



CORTE BB
ESC. 1:50

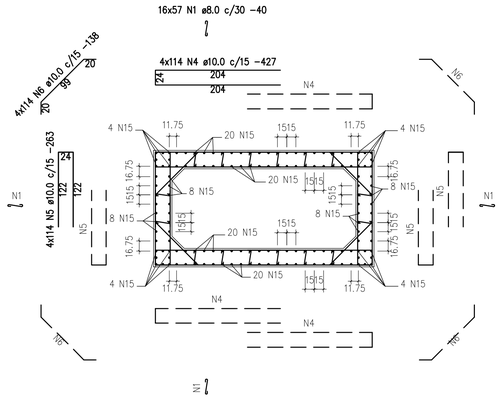

Relação do aço

4x

N	DIAM	Q	UNIT (cm)	C.TOTAL (cm)
1	8.0	3648	40	145920
2	8.0	96	160	15360
3	8.0	144	130	18720
4	10.0	1824	427	778848
5	10.0	1824	263	479712
6	10.0	1824	138	251712
7	10.0	136	142	19312
8	10.0	136	767	104312
9	10.0	192	427	81984
10	10.0	32	208	6656
11	12.5	32	361	11552
12	12.5	32	191	6112
13	12.5	160	398	63680
14	12.5	296	228	67488
15	16.0	512	1900	972800
16	16.0	64	1874	119936
17	16.0	100	511	51100
18	20.0	32	362	11584
19	20.0	32	192	6144
20	25.0	228	927	211356
21	25.0	284	757	214988

Resumo do aço

AÇO	DIAM	C.TOTAL (m)	PESO (kg)
CA50	8.0	1800.8	710.6
	10.0	17232.9	10624.7
	12.5	1489.6	1435
	16.0	11439.8	18055.8
	20.0	177.5	437.6
	25.0	4265.2	16435.3
PESO TOTAL			
CA50	47699.1		

CORTE CC
ESC. 1:50

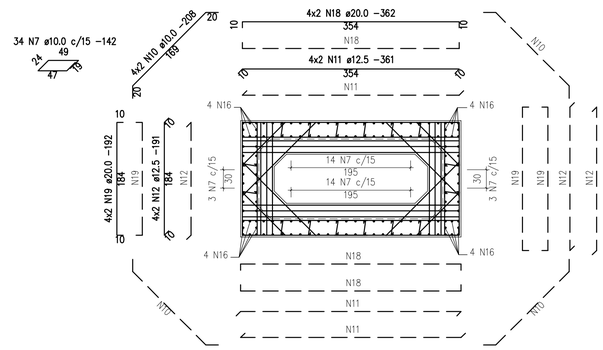

DETALHE DA ARMADURA NOS ENRIJECEDORES
ESC. 1:50

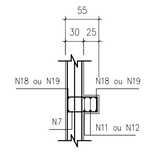

ARMADURA DOS RESSALTOS (4x)
ESC. 1:50

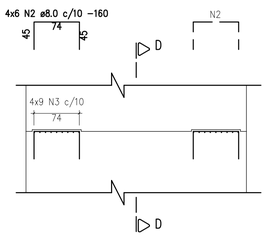

CORTE DD
ESC. 1:50

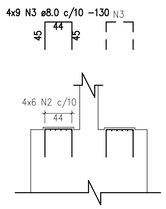

DETALHE DE TRASPASSE
ESC. 1:50

NOTA: TRASPASSE PARA EMENDAR ATÉ 50% DAS BARRAS NA MESMA SEÇÃO.

CORTE EE
ESC. 1:50

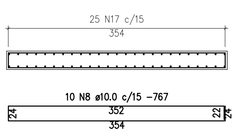

ARMADURA DO TOPO DO PILAR
ESC. 1:50

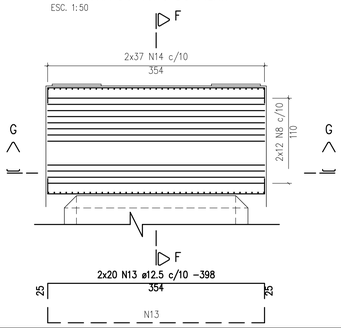

CORTE FF
ESC. 1:50

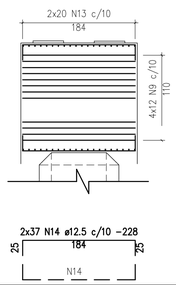

CORTE GG
ESC. 1:50

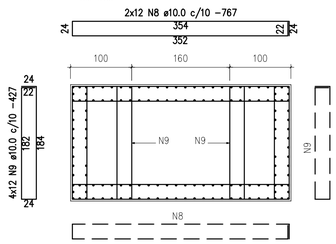

NOTAS:

1) AS UNIDADES DE MEDIDA NÃO INDICADAS ESTÃO EM CENTÍMETROS.
2) USAR CONCRETO fck= 25 MPa
3) COBRIMENTO DA ARMADURA NÃO INDICADO = 3.0 cm.

Revisão	Descrição	Data	Aprov.	Aut.
0	Emissão inicial – Minuta do Projeto Executivo	19/10/06	NK	CM

Aprovação	ECOPLAN CEHAB	Autorização	ECOPLAN CEHAB
Elaboração: Eduardo Michelucci	Verificação: Jorge M. Basler	Revisão 0	Referência Ecoplan: –

ecoplan ENGENHARIA

S.D.U. COMPANHIA ESTADUAL DE HABITAÇÃO E OBRAS CEHAB

ESCALAS: INDICADA

Ferrovia: Transnordestina
Trecho : Parnamirim – Araripina (112,6 km)
Lote : 3

DATA: OUT/06

PONTE FERROVIÁRIA SOBRE RIACHO DA VOLTA
ARMADURA DOS PILARES P2 A P5

FOLHA/TOTAL 7–11